



MAZDA CX-5

---

We believe in the power of human potential, creativity, imagination and the amazing things we're all capable of when we're inspired.

We believe in taking the unconventional road and going the extra mile to do work that inspires.

We believe in artisans, designers, engineers and ambassadors who pour human energy into their work.

We believe in the power of cars to move human emotions. To awaken senses, heighten reflexes, make pulses race.

We believe the joy of being alive comes from what we discover on our journey, and the inspiration we find in every mile.

**MAZDA MAKES YOU FEEL ALIVE.**







## WHAT MAKES YOU SMILE?

The ways you choose to experience and enjoy life are a measure of who you are. And one reason to choose an SUV is to give you the broadest palette to work with in creating your life.

But when you really know what makes you smile, a conventional SUV will often come up short in what's important to you.

So now Mazda presents the CX-5 in three very distinct variations, carefully tailored to match diverse, individual lifestyles. Like yours.

Take a good look at CX-5. And see what makes you smile.







## HUMAN-CENTRIC DESIGN: THE KEY TO COMMUNICATION

Human-centric design is the key to complete and intuitive communication between you and CX-5. As well as real-time communication with the world when you're on the road. It's all thanks to Mazda's latest iteration of the Human-Machine Interface (HMI) and Mazda Connect system. HMI and its human-centric design philosophy now include even your driving position to further enhance the *Jinba-ittai* experience with a panoramic view of the road and all instruments and controls ideally placed to support you in safer, enjoyable driving.

### HUMAN-MACHINE INTERFACE (HMI)

Modern cars constantly present more and more information which can confuse, and even distract. So Mazda engineered its HMI entirely around you, to provide detailed information with minimal eye movements and stress. Controls, instruments, steering wheel and shift lever are all ideally placed in relation to the driver's seat. The main instrument cluster and ergonomically shaped steering wheel that optimizes grip comfort are directly centred on the driver, while the pedals are positioned symmetrically to fall naturally under the feet. Excellent visibility is assured thanks to A-pillars located rearward to offer a broader view of the road. CX-5 also features a full-colour head-up display projected on the windscreen. This Active Driving Display shows key driving and navigation system information just below your horizontal line of sight to keep you fully informed without the need to take your eyes off the road. The large centre display on the dash shows entertainment-related items and also functions as a touchscreen when the car is stationary. In motion, the rotary commander provides control. By rotating, pressing and toggling

this knob, you can operate entertainment functions while keeping your body and your eyes in the normal driving position. Unlike a touchscreen, there's no need to look at the commander when operating it, minimizing visual distraction. The commander is surrounded by five buttons giving shortcuts to four common screens plus a back button.

### MAZDA CONNECT

Mazda Connect gives you versatile internet connection while on the road, offering an extremely wide range of infotainment options when connected to your smartphone. The system's Audio feature lets you access multiple audio sources including AM/FM radio, internet radio, streaming audio services and mobile audio players. The Communication feature provides the hands-free convenience of both making and receiving phone calls via voice commands, while the Navigation feature shows your current position on a map along with a route to your specified destination.



Note: Available functions of Mazda Connect may vary according to the type of connected smartphone and its operating environment. Please consult your local Mazda dealer for exact information.



## HUMAN-CENTRIC ENGINEERING: THE KEY TO EFFICIENT PERFORMANCE

Engine performance  
 Max. power: 121kW (165ps) / 6,000rpm  
 Max. torque: 213Nm / 4,000rpm

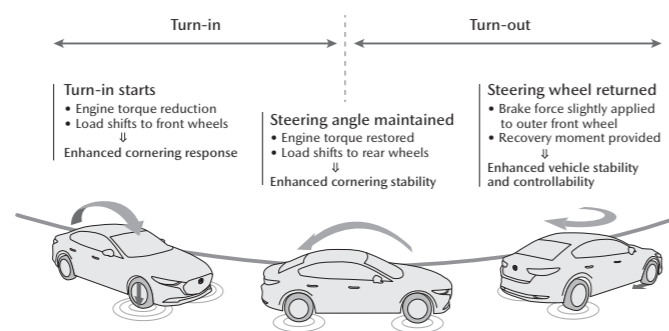
\*Fuel Consumption(Combined): 7L/100km  
 Vehicle Emission Scheme (VES) Band: B  
 \*Figures are based on average of urban and highway driving



### G-VECTURING CONTROL PLUS (GVC PLUS)

GVC Plus is one more way Mazda's human-centric engineering makes vehicle movement more responsive, more confidence-inspiring and just more comfortable. As you enter a bend, GVC Plus momentarily lowers engine torque to transfer weight to the front wheels and enhance grip. Then as you go through the curve, engine torque is restored to shift weight rearwards for greater stability. Finally, brake force is slightly applied to the outer front wheel when you quickly return the steering wheel to the centre position to exit the bend to help recover straight-line running. This seamless, behind-the-scenes control greatly reduces the need for steering corrections, smoothes the effect of G forces to reduce body sway, and lowers stress and fatigue on long drives.

### GVC Plus operation



### SKYACTIV-VEHICLE ARCHITECTURE

The evolution and maturing of Skyactiv Technology have opened new avenues for advancing comfort and well-being while on the road, inspiring Mazda to develop Skyactiv-Vehicle Architecture, a whole-vehicle approach to helping driver and passengers comfortably and naturally maintain balance in a moving environment. For example, seats are specifically designed to hold the pelvis at the correct angle, maintain the spine's natural S-shaped curve and stabilize movement of the head. And spring and damper characteristics are finely honed to minimize fore-aft head movement when going over bumps. The result is minimized fatigue and an enhanced sense of relaxed well-being, even on long journeys.

### SKYACTIV-G

Conventional internal combustion engines only harness around 30% of the potential energy in the fuel they consume: the rest is wasted. So Mazda developed Skyactiv-G, a high-efficiency engine that compresses the air-fuel mixture to a much higher degree than in conventional powerplants, squeezing far more energy from every drop of fuel. This high compression ratio, unparalleled among mass production engines, delivers both sheer driving pleasure and outstanding fuel economy. And it's further enhanced by a raft of innovative Mazda technologies including optimized intake ports and piston shape, split fuel injection and a coolant control valve.

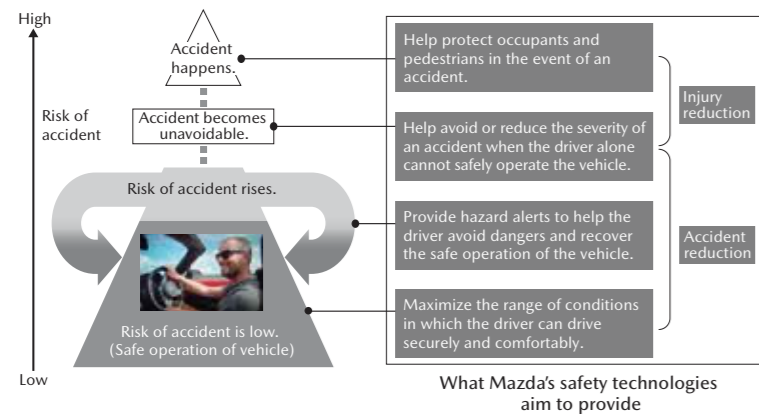


## HUMAN-CENTRIC INNOVATION: THE KEY TO SAFER, MORE SECURED DRIVING

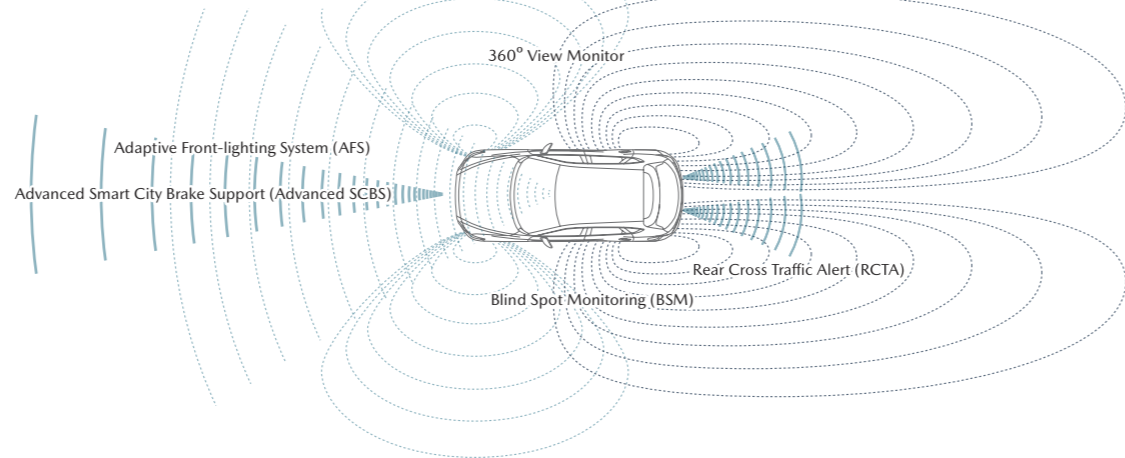
Mazda's Proactive Safety philosophy is firmly grounded in a belief in the driver's abilities, aiming to support safer driving while maintaining all the fun of the open road. Safer driving demands early recognition of potential hazards, good judgment and appropriate action, and Mazda works to support these essential functions so you can drive securely and with peace of mind despite changing driving conditions. First is an

optimum driver environment with good visibility, well-positioned controls, easy-to-read instruments and minimal distractions. Next is i-Activsense, a portfolio of active safety measures to incrementally warn you when a potentially dangerous situation is developing. Finally there is passive safety, designed to help protect occupants and minimize injuries if an accident should occur.

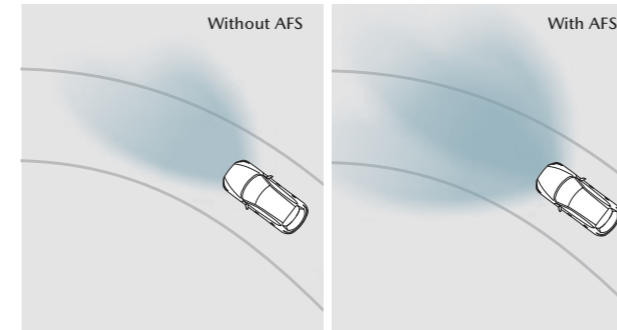
### Driving with Mazda Proactive Safety



### i-Activsense technologies

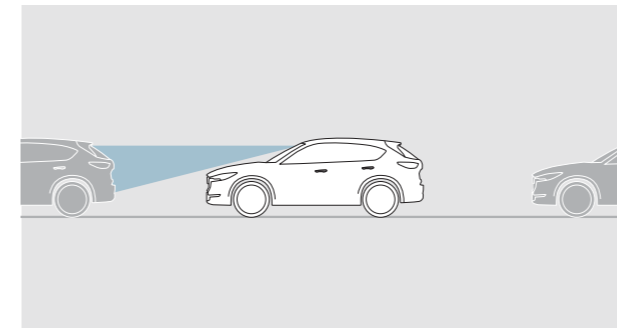


## i-ACTIVSENSE



### ADAPTIVE FRONT-LIGHTING SYSTEM (AFS)

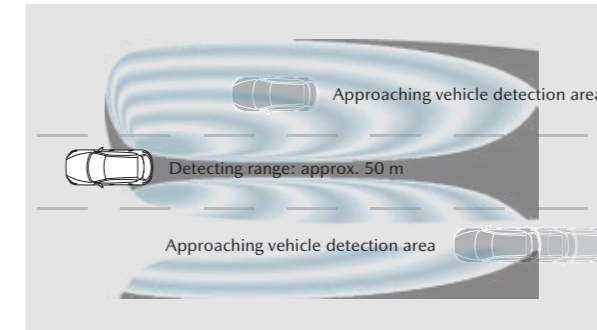
AFS promotes safer driving by allowing you to see further at intersections or around curves at night. Taking inputs from the steering angle and vehicle speed, AFS predicts the shape of the road and directs the headlamps' beams in the direction of travel, illuminating the path CX-5 will actually follow.



### ADVANCED SMART CITY BRAKE SUPPORT (ADVANCED SCBS) WITH NIGHT-TIME PEDESTRIAN DETECTION FUNCTION

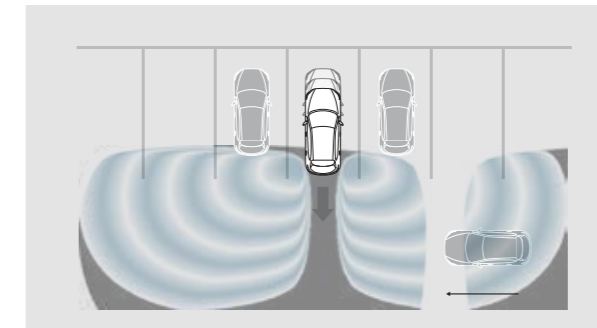
With its high-performance forward sensing camera, Advanced SCBS detects vehicles and pedestrians\* in front of the vehicle and automatically applies the brakes to help avoid collisions and mitigate collision damage. The system detects vehicles at speeds between approximately 4 and 80 km/h and pedestrians at about 10 to 80 km/h, and is upgraded to detect pedestrians at night and operate effectively in a wider range of conditions.

\*Detection of pedestrians and consequent automatic braking are not available in certain countries and regions.



### BLIND SPOT MONITORING (BSM)

BSM uses 24 GHz quasi-milliwave radar sensors to detect vehicles in the blind spots behind and to the side, and using a turn signal while BSM detects a vehicle triggers visual and audio warnings.



### REAR CROSS TRAFFIC ALERT (RCTA)

RCTA uses the same sensors as BSM to alert the driver when it detects vehicles approaching from either side during reversing operations. Warnings are given by a flashing indicator in the door mirror and a beep.

## OTHER SAFETY MEASURES



A full complement of airbags — front, front seat side, curtain — provide another layer of protection in depth against physical shock and injury in a collision.



The body provides excellent collision safety performance. Extensive use of ultra-high-tensile steel gives strength with low weight, while the framework absorbs and channels energy away from the cabin.

Notes: i-Activsense safety features are not a substitute for safe and attentive driving. There are limitations to the range and detection of the systems.

## EXTERIOR AND INTERIOR COLOURS

### BODY COLOURS

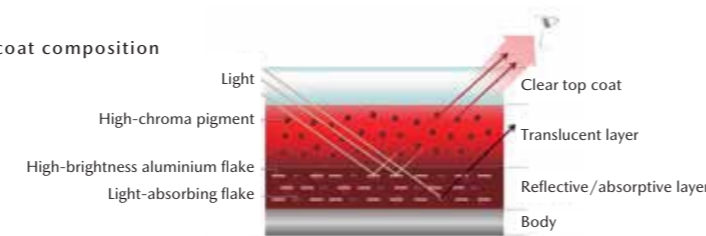


Soul Red Crystal Metallic (46V)



Machine Grey Metallic (46G)

### Paint-coat composition



### TAKUMI-NURI

Mazda's unique painting technology Takumi-Nuri (*takumi*: master craftsman, *nuri*: painting), with its unprecedented combination of colour, highlights, shade and depth, further emphasizes the sheer beauty and quality of the dynamic body shape. The lineup includes two Takumi-Nuri body colours: Soul Red Crystal Metallic and Machine Grey Metallic.



Zircon Sand Metallic (48T)



Polymetal Grey Metallic (47C)



Eternal Blue Mica (45B)



Deep Crystal Blue Mica (42M)



Sonic Silver Metallic (45P)



Jet Black Mica (41W)



Snowflake White Pearl Mica (25D)

### SEAT MATERIALS



Leather, Black



Leatherette, Black

### Alloy Rim



19" Black Metallic



17" Grey Metallic



17" Silver Metallic

## EQUIPMENT



A quick kick beneath the sensor located under the rear bumper lets you open and close the power liftgate when your hands are full or when you don't want to touch the car because it is wet or muddy.



The three-meter cluster features a seven-inch TFT LCD colour display in the centre. In addition to vehicle speed, it shows diversified vehicle information in a clear, easy-to-read manner near the centre of the driver's line of sight.



The windscreen-type Active Driving Display is divided into two zones for better legibility with high-priority vehicle-status information and advanced safety information shown in the lower section, and driving environment information such as turn-by-turn directions in the upper section.



The Bose® premium sound system package features a 3-way 10-speaker setup, the advanced Centerpoint 2 surround system and Mazda's Active Engine Sound System.

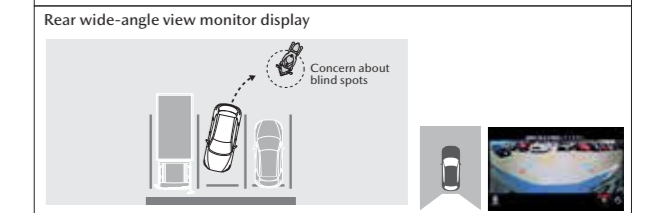
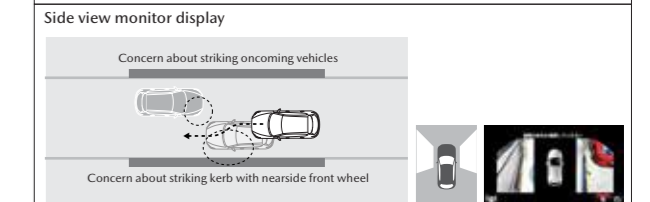
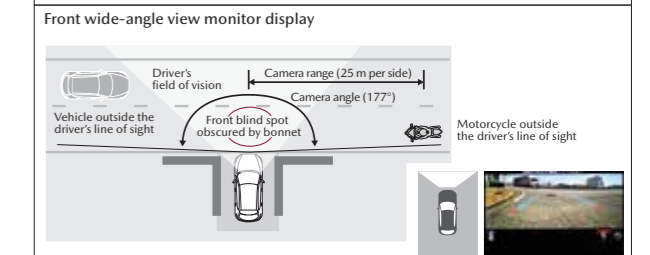
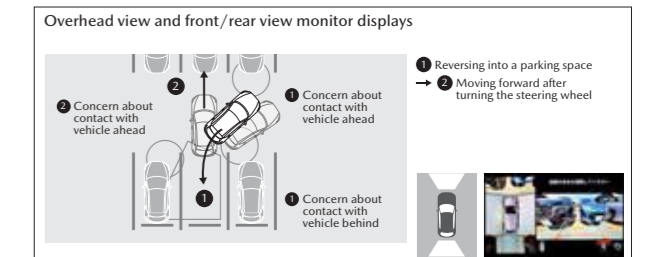


The centre console tray includes a Qi wireless charger\* to enable charging of compatible smartphones and other devices placed on it when the engine is running.

\*Warning: Radio waves emitted by the wireless charger may affect implantable medical devices such as cardiac pacemakers and cardioverter defibrillators. Please consult your local Mazda dealer for exact information.



Newly adopted front-seat ventilation system draws hot and humid air away from areas where the occupant's body is in contact with the seat surface, providing a more comfortable driving environment. The system offers three-stage control over ventilation strength.



Note: Display images are composites for illustration purposes.

The 360° View Monitor system features four cameras on the front, sides and rear of the vehicle to show the area around the car on a central display. Combined with alarm sounds triggered by eight parking sensors at the front and rear, the system helps you to avoid danger when pulling into or out of a garage, approaching T-shaped intersections or passing an oncoming car on a narrow road.



Mazda Showroom & Service Centre : 5 Ubi Close, Singapore 408605. Sales Tel : 6395 8888 Sales Fax : 6846 1700 Service Tel : 6395 8899 Service Fax : 6744 9402  
Mazda Showroom & Service Centre : 23 Leng Kee Road, Singapore 159095. Sales Tel : 6603 6118 Sales Fax : 6476 7073 Service Tel : 6603 6128 Service Fax : 6476 7417  
Eurokars Aftersales Centre : 27A Tanjong Penjuru, Singapore 609042. Service Tel: 6331 0606 Service Fax: 6331 0620

For more information, please visit [www.mazda.com.sg](http://www.mazda.com.sg). For corporate sales, please contact us at [corporatesales@mazda.com.sg](mailto:corporatesales@mazda.com.sg) or 9888 9981  
For leasing options, please contact us at [leasing@eurokars.com.sg](mailto:leasing@eurokars.com.sg) or 6331 0600 / 9363 5809