

The BMW 3 Series  
Gran Turismo

[www.bmw.co.uk](http://www.bmw.co.uk)  
[www.bmw.ie](http://www.bmw.ie)



The Ultimate  
Driving Machine



# THE BMW 3 SERIES GRAN TURISMO.

**BMW EfficientDynamics**  
Less emissions. More driving pleasure.



XG 6271

M XG 6273

**INNER DRIVE FOR AN  
EXCEPTIONAL EXTERIOR.**

The perfect interplay between form and space in the BMW 3 Series Gran Turismo creates a unique look and feel, defined by a very special aesthetic. Its coupé-style elegance also makes a powerful and dynamic impression, which can be further enhanced by choosing the M Sport model for an even more unmistakable appearance.



## The BMW 3 Series Gran Turismo

### REDEFINING SPACE AND FUNCTION.

- 06 Vehicle concept**  
A unique combination of elegance, space and functionality.
- 08 Interior/Exterior**  
Generous interior, dynamically elegant appearance.
- 14 BMW ConnectedDrive**  
Drive more relaxed, arrive more relaxed.
- 16 BMW EfficientDynamics**  
Making a little go a long way.
- 20 Luggage compartment**  
Spacious and flexible.
- 22 Sport, Modern, Luxury**  
Three distinct styles.

## Technology

### INNOVATIONS THAT MOVE YOU.

- 28 BMW ConnectedDrive**  
So connected, you're free.
- 32 BMW EfficientDynamics**  
Technology package for reduced fuel consumption and emissions.
- 34 BMW TwinPower Turbo engines**  
Maximum performance from minimum fuel consumption.
- 36 Chassis and safety**  
Innovations for even greater pleasure.

## Equipment

### AS INDIVIDUAL AS YOU ARE.

- 40 The BMW 3 Series Gran Turismo**
- 42 Sport**
- 44 Modern**
- 46 Luxury**
- 48 M Sport**
- 50 Colours, upholstery and interior trims**
- 56 Standard / Optional equipment**
- 67 Genuine BMW Accessories**

## Overview

### ALL THE FEATURES AT A GLANCE.

- 68 Technical data and information on fuel consumption and CO<sub>2</sub> emissions**
- 70 BMW Service and BMW Brand experience**  
Exclusive offers for BMW customers.

➔ [www.bmw.co.uk](http://www.bmw.co.uk)  
➔ [www.bmw.ie](http://www.bmw.ie)

#### Specifications of model shown: BMW 335i Gran Turismo M Sport.

Engine: BMW TwinPower Turbo six-cylinder in-line petrol engine  
Power output: 306hp (225kW)  
Wheels: 19" light alloy M Double-spoke style 598 M  
Exterior colour: Glacier Silver metallic  
Upholstery: Dakota leather in Black  
Interior trim: Aluminium Hexagon with Estoril Blue, matt finisher

#### Specifications of model shown: BMW 320i Gran Turismo Modern.

Engine: BMW TwinPower Turbo four-cylinder in-line petrol engine  
Power output: 184hp (135kW)  
Wheels: 19" light alloy Turbine style 399  
Exterior colour: Kalahari Beige metallic  
Upholstery: Dakota leather in Oyster with Dark Oyster highlight  
Interior trim: Finesline Anthracite wood with Pearl Chrome finisher

#### Editorial

## OPPOSITES ATTRACT. WE UNITE THEM.

It's not just its striking look or generous interior that makes the BMW 3 Series Gran Turismo so fascinating. What will really capture your imagination is the way it fuses the sporty yet elegant character of a coupé with an impressive amount of space.

The BMW 3 Series Gran Turismo does not fulfil expectations. It exceeds them. With countless innovations and thoughtful details both inside and out, it never fails to amaze. The art of uniting seemingly contradictory worlds is the hallmark of this vehicle.

Over the following pages you will discover a BMW 3 Series, the like of which has never been seen before. Prepare to discover a whole new meaning for Gran Turismo and experience a space unlike any other.

➔ [www.bmw.co.uk/3SeriesGranTurismo](http://www.bmw.co.uk/3SeriesGranTurismo)



[www.facebook.com/bmwuk](https://www.facebook.com/bmwuk)  
[www.facebook.com/bmwireland](https://www.facebook.com/bmwireland)

# GRACEFUL STYLE. DISTINCTIVE PERSONALITY.

Style requires a personality that clearly and confidently expresses its distinctive qualities. This is evident with the first glance of the BMW 3 Series Gran Turismo. Its innovative design affords it an inimitably stylish appearance, and a look that merges the best of two worlds: an embodiment of pure dynamism and a sense of spaciousness. The interior and exterior blend together seamlessly to form a harmonious whole that's both exciting and unique: the BMW 3 Series Gran Turismo.





## FEELS ROOMY.

Impressive spaciousness is one of the outstanding features of the BMW 3 Series Gran Turismo, and, together with the heightened seating position, makes it perfect for long trips. Everything in the interior is generously proportioned and ensures first-class comfort. Every detail blends seamlessly into the exquisite overall design. This impressive fusion of aesthetics and functionality stylishly accommodates the driver and front passenger, making them an integral part of the design.



## LOOKS RIGHT.

Many facets, one unmistakable look. One clear profile, many interwoven contours. Surging ahead, yet taking everything in its stride. The BMW 3 Series Gran Turismo (M Sport model shown here) has an appearance which is at once multifaceted and thrilling. Countless design elements radiate confidence, elegance and dynamics.



## RADIATES CALMING CLARITY.

In the driver-oriented cockpit everything is positioned where you expect without having to search, so you immediately feel at home in the BMW 3 Series Gran Turismo. The controls for all relevant functions are positioned intuitively and arranged ergonomically. Everything is geared towards one overriding goal: maximising driving pleasure and minimising distractions.

## A CAPTIVATING LOOK.

The front design of the BMW 3 Series Gran Turismo radiates a sense of power and poise that's utterly fascinating. The car's striking double round headlights, with sloping accent lines further accentuate a distinctive look that exudes a sense of determination and character.





## THE BEST OF BOTH WORLDS.

The sweeping coupé-style roofline harmoniously concludes with a surprisingly large luggage compartment and combines with a uniquely spacious interior. Awaiting behind frameless doors, the sporty silhouette is united with a highly functional vehicle and expectations are exceeded. The result is a symbiosis of form and space, otherwise known as the BMW 3 Series Gran Turismo.

## WHERE FIRST-CLASS COMFORT NEVER TAKES A BACK SEAT.

The BMW 3 Series Gran Turismo (Modern model shown here) truly measures up to our belief that space is an essential part of real luxury. Consequently, it offers ample head and legroom and a continuous rear seat that comfortably fits three adults as well as high-quality materials and outstanding craftsmanship. Combined with the lounge atmosphere created by its frameless doors, driver and passengers alike will experience an atmosphere of relaxation on every drive.

## FOR A JOURNEY THAT'S ENJOYABLE, NOT EXHAUSTING.

In the BMW 3 Series Gran Turismo, you won't only love the driving experience – you'll love arriving at your destination as quickly and easily as possible. With BMW ConnectedDrive, you'll benefit from a range of innovative functions that transform every drive into a relaxing journey. Take for example the latest generation optional BMW Professional Navigation system with a high-resolution 3D map display. Together with optional Real Time Traffic Information (RTTI), you'll always reach your destination via the best possible route.



## FOR PERSONAL ASSISTANCE, NOT JUST SUPPORT.

Whether you're checking your flight schedule, booking a hotel room or reserving a table in a restaurant: this and much more will be taken care of by BMW Information Plus. Simply phone the BMW call centre – at any time day or night – and they'll be happy to help. The full colour Head-up Display is also optionally available and provides a completely

different kind of assistance. It projects all information relevant to driving, such as speed, speed limits and navigation directions, right in your field of vision. So you can fully concentrate on the road ahead, and look forward to the hotel you've booked.

## MAXIMISE EFFICIENCY.

The multi-award-winning BMW EfficientDynamics technology demonstrates just how efficient driving dynamics can be. It increases fuel efficiency while simultaneously making the BMW more dynamic. One example of this is ECO PRO mode, which is activated via the Drive Performance Control button. It modifies various vehicle settings to maximise efficiency and reduce fuel consumption by up to 20%<sup>1</sup>. But from the driver's seat, it's still all about sheer driving pleasure.

<sup>1</sup> Dependent on individual driving style; findings from an internal BMW fuel consumption study.



## MINIMISE RESISTANCE.

The BMW 3 Series Gran Turismo only goes with the flow when it comes to aerodynamics. A newly developed Air Breather on the front wheel arches and the Aero Curtain on the front apron guarantee that air resistance literally has the wind taken out of its sails. The Active rear spoiler also improves efficiency and driving dynamics by using the airflow to minimise uplift.

## EXPAND YOUR HORIZONS.

The optional Panoramic glass sunroof, which bridges the gap between the inside and the world outside, proves that even the most generous interior can be made to appear even more spacious. The harmoniously integrated headliner further underscores the high-quality interior design. Whether tilted or completely open, the Panoramic glass sunroof always ensures excellent ventilation and an unparalleled sense of freedom.

## REDUCE EMISSIONS.

BMW EfficientDynamics always delivers maximum efficiency without compromising on agility. The powerful BMW TwinPower Turbo engines generate impressively high torque, very few CO<sub>2</sub> emissions and are incredibly

fuel-efficient. In the BMW 3 Series Gran Turismo, Brake Energy Regeneration and an Optimum Shift Indicator mean you'll be behind the wheel of one of the most efficient cars in its class – if it can be classified at all.



## GENEROUS LOAD SPACE.

The BMW 3 Series Gran Turismo is ready for whatever the day may bring, and it can adapt to your exact needs no matter what you have planned – whether it's a weekend away by the sea, a trip to your favourite Italian restaurant with some friends or a business meeting. Take for example the rear seat backrest that can be folded down in a 40:20:40 split, the adjustable backrest angle for expanding the luggage compartment, or the optional backrest release function. These are just a few of many features designed to make your day easier and your journey more comfortable.



## OPEN WIDE.

When you often travel with lots of luggage, you learn to appreciate every bit of help you can get when loading and unloading. Optional Comfort Access with smart-opener opens the tailgate with a short, precise foot movement under the rear bumper. So you can be back behind the wheel in no time to make your journey to the next destination with the least disruption.

## UNMISTAKEABLY BMW. THREE DISTINCT STYLES.

There are so many facets to the BMW 3 Series Gran Turismo and just as many ways of bringing them to the fore – even the colour scheme on the Air Breather is adapted to suit the respective model. The Modern model will take your breath away with its Matt Chrome features on the exterior and wood trims in the interior. No matter whether you choose the Sport, Modern or Luxury model, one thing is sure: every combination will give the BMW 3 Series Gran Turismo a highly individual look and feel.



## FOR AN EVEN MORE DYNAMIC FEEL.

The Sport model features a range of striking exterior and interior design elements, including Sport seats with Red contrast stitching as well as interior trim in Black, High-gloss with Coral Red finisher. And for a driving experience to match, there's the Sport+ mode with Drive Performance Control, which is standard with this model.



## AN EVEN MORE ATHLETIC BUILD.

For an even more vigorous look, you can opt for the striking kidney grille slats and Air Breather in Black, High-gloss (standard with the Sport model) or the optional 19" light alloy Double-spoke style 466 wheels. These are just a few examples of how you can turn this extraordinary car into an extraordinarily individual car.



## LUXURIOUS INTERIOR.

Fineline Anthracite wood interior trim with Pearl Chrome finisher comes as standard with the Luxury model, and combined with Chrome inlays, creates a stylish and exclusive atmosphere that reflects your personal taste for the finer things in life.



## STYLISH PRESENTATION.

The exclusive ambience of the Luxury model is demonstrated both inside and out. Elegant decorative elements in Chrome feature on the kidney grille, exterior trim, Air Breather and exhaust tailpipe emphasise the stylish look, as do the optional 19" light alloy W-spoke style 440 wheels.

## BMW ConnectedDrive So connected, you're free.



Our world is becoming more connected every day with instant access to information at anytime and anyplace. With your BMW being an integral part of your lifestyle we believe it's important that you can keep up to date from behind the wheel. BMW ConnectedDrive delivers intelligent solutions that allow you to remain connected whilst on the move.



Advanced driver assistance systems can connect you to the outside world so that you know exactly what is happening around you, premium traffic solutions ensure you are taking the most time efficient route whilst online services provide direct access to information about your current location or chosen destination. Today, driving enjoyment is derived as much from being informed and relaxed as it is from impressive performance and efficiency – discover how the comprehensive range of ConnectedDrive technologies can enhance the connected capabilities of your Ultimate Driving Machine.

For more information please visit:

[www.bmw.co.uk/ConnectedDrive](http://www.bmw.co.uk/ConnectedDrive)  
[www.bmw.ie/ConnectedDrive](http://www.bmw.ie/ConnectedDrive)

## BMW CONNECTED DRIVE SERVICES AND APPS.

Wherever your journey may lead, you can stay in touch with BMW ConnectedDrive Services. The range of innovative functions provide optimum integration between the driver, vehicle and the world outside – anytime, anywhere.



### BMW EMERGENCY CALL.

Known as BMW eCall, this service provides a direct link to the local Emergency Services. You can summon help manually by simply pressing the SOS emergency call button to request for assistance. Additionally, if your vehicle is involved in a more serious accident an automatic emergency call is made, providing extra reassurance that if you cannot call for help, your BMW will be on your behalf. With either the manual or the automatic emergency call, details of your vehicle and location will be sent directly to an Emergency Service Centre, so that immediate action can be taken and assistance dispatched without delay. BMW Emergency Calls are made using the integrated BMW SIM card so no mobile phone is required.



### REAL TIME TRAFFIC INFORMATION (optional).

Provides a precise account of current traffic situations in real time. The information is presented on the Navigation map by using a colour coding system indicating the flow of traffic. Road networks are divided into distances as short as 500m for superior accuracy and dependency. Information is automatically updated every 3 minutes allowing the driver to monitor whether the traffic situation is improving or worsening. The system also recommends for or against alternative routes based on the potential time saving benefits.



### INFORMATION PLUS (optional).


At the push of a button local information is available wherever you may be. The service connects you to a BMW operator who will be able to quickly access the information you need. So whether you are looking for a nearby hotel, restaurant or simply can't find your way then support is conveniently on hand. Information can be sent directly to your BMW so that addresses can be transferred to your Navigation system. Information Plus calls are made using the integrated BMW SIM card so there is no need for a mobile phone and you can use the service as much as you like at no additional cost.

## BMW CONNECTED DRIVE SERVICES AND APPS.



### REMOTE SERVICES (optional).

This service enables remote control of specific vehicle functions, which include Remote lock/unlock, Vehicle Finder (within a 1500m radius of the vehicle), Remote headlight flash, Online Search and address send-to-car. Services can be performed upon request to the BMW Customer Information Centre or via the My BMW Remote app, available for iPhone and Android users.



### BMW APPS (optional).

As part of BMW Online Services, users can download the free 'BMW Connected' iPhone application. This allows you to integrate a range of popular smartphone apps within your vehicle. Using the iDrive controller, you can select web radio stations from around the world, call up the latest status reports from your Facebook and Twitter accounts and view your iCalendar on the vehicle Control Display.



### BMW ONLINE SERVICES (optional).

With the internet-based services from BMW Online you can conveniently keep up to date with the latest news and sports headlines from the comfort of your BMW. You can plan ahead with Google™ send-to-car and a detailed five-day weather forecast. Search for accurate location-based information in a live online database and stay in touch with your emails using the BMW Online Office. No mobile phone is required since access to BMW Online information is via the integrated BMW SIM card, so you can use the services as much as you like at no additional cost.

## BMW CONNECTED DRIVE DRIVER ASSISTANCE.

The comprehensive range of advanced driver assistance systems from BMW ConnectedDrive seamlessly integrate the driver into their immediate environment. Headlights, sensors, cameras and radars can combine to ensure the driver is fully informed about what is happening around them, delivering superior comfort and convenience as well as enhanced safety for both passengers and other road users.



### INTELLIGENT HEADLIGHTS (optional).

A tailored combination of advanced headlight technologies combine to ensure optimum illumination of the road ahead without glaring on-coming traffic or other road users. The independent beam distribution of Adaptive Headlights combine with High-beam Assistant. The intelligent system monitors the road ahead and controls the beam distribution of the headlights to improve visibility during night time and poor weather driving conditions. Whilst Xenon Headlights include bi-xenon and LED technology to enhance the visual styling appeal in all conditions. Available as part of a Visibility package.



### HEAD-UP DISPLAY (optional).

A full colour TFT display projects important driving information onto the windscreen, in your direct field of vision. The information that is displayed can be customised in the vehicle Settings and includes the current speed of travel, navigation instructions or telephone and music listings. This convenient display ensures that your eyes are always on the road ahead for a safer driving experience.



### DRIVING ASSISTANT (optional).

A tailored combination of camera-based driver assistance systems provide enhanced safety and reduce the risk of potential collisions, at both high and low speeds. Lane Departure Warning detects lane markings and alerts the driver with a vibration through the steering wheel should the vehicle unintentionally deviates from the lane of travel. Forward Collision Warning monitors vehicles ahead and warns the driver by an optical and acoustic alert if their approach could escalate into a rear-end collision, escalating to proactively engage braking for rapid reaction to potential vehicle collisions at higher speeds. The system also detects for pedestrians in urban driving situations.

**BMW EfficientDynamics**  
Less emissions. More driving pleasure.



## BMW EFFICIENT DYNAMICS – MAKING A LITTLE GO A LONG WAY.

BMW was one of the first manufacturers to pursue the goal of efficient driving technologies, as a part of its multiple award-winning sustainability strategy. BMW EfficientDynamics, included as standard, is a comprehensive technology package designed to reduce fuel consumption and emissions – while simultaneously enhancing dynamic performance. This strategy enabled the BMW Group to reduce the CO<sub>2</sub> emissions of its European new-vehicle fleet by around 30% since 1995. Currently, the majority of models emit less than 140g of CO<sub>2</sub> per km. The BMW Group intends to achieve a further 25% reduction in CO<sub>2</sub> emissions by 2020.

Different paths to the same destination: unmistakable BMW driving pleasure. Under the umbrella of the BMW EfficientDynamics project, BMW is continuously developing innovative systems that will bring us closer to the long-term goal of emission-free mobility.

## BMW EFFICIENT DYNAMICS IN THE BMW 3 SERIES GRAN TURISMO

**Auto Start-Stop.** Auto Start-Stop automatically switches off the engine when the vehicle is stationary and the driver de-clutches. As soon as you engage the clutch or take your foot off the brake, the engine immediately starts up again and your journey continues. And without any effort on your part, you've saved fuel and helped protect the environment.

**BMW TwinPower Turbo technology.** This combines a TwinScroll turbocharger with VALVETRONIC, Double-VANOS and High-precision direct injection in petrol engines. While in diesel engines, Common-rail direct injection is combined with a turbocharger/two-stage turbocharger featuring Variable Vane Geometry. This significantly reduces the fuel consumption of the BMW TwinPower Turbo petrol and diesel engines, while noticeably increasing performance across all engine speeds.

**Brake Energy Regeneration.** Now when you brake, you won't just be slowing yourself down, you'll be helping to keep your car moving. It sounds counter-intuitive, but whenever you apply the brakes or take your foot off the accelerator, you recycle energy instead of wasting it. Brake Energy Regeneration then uses this energy to recharge the battery. In the process, it reduces the demand on your engine, means you consume less fuel and keeps down your CO<sub>2</sub> emissions.

**Active Aerodynamics.** An engine needs more fuel when starting from cold. So to help ensure every trip is as fuel efficient as possible, Active Aerodynamics automatically closes the air vents to help the engine reach its operating temperature faster. This also helps improve aerodynamics, reducing air resistance, cutting fuel consumption even further. The vents are only opened again to allow air to flow through the engine when cooling is required.

**ECO PRO mode.** This mode enables fuel consumption to be reduced by up to 20% depending on your individual driving style<sup>1</sup>. For example, ECO PRO will advise the driver to accelerate less aggressively, the optional eight-speed Sport automatic transmission shifts even faster to higher gears and the automatic air conditioning is subject to energy optimised settings.


**Optimum Shift Indicator.** Changing gear at the right time can produce significant fuel savings. In BMW models with manual transmissions, the optimum gear shift indicator tells you which gear you should select to increase fuel efficiency. The display is conveniently positioned directly in your line of vision. Depending on your driving style, the system also recommends how to go up and down the gears more effectively.

**Eight-speed automatic transmission.** The close spacing gear ratios in the optional eight-speed automatic transmission enables maximum use of the optimum rev range, significantly lowering fuel consumption and enhancing shift comfort. When it is combined with Auto Start-Stop, the vehicle offers increased dynamism and ride comfort, combined with reduced fuel consumption and emissions.

<sup>1</sup> Determined in an internal BMW fuel consumption study.

# ENGINES THAT EXCEL IN ACCELERATION AND FUEL CONSUMPTION.

**The petrol engines.** Power, responsiveness and revving ability characterise every BMW engine. The innovative BMW TwinPower Turbo petrol engines are among the core elements of the BMW EfficientDynamics strategy and have already been honoured with numerous awards. They combine the latest fuel injection systems with fully variable power distribution and innovative turbocharger technology. Whichever engine you choose, you can be certain that you will enjoy maximum driving pleasure combined with superb efficiency.



## BMW 335i.

This BMW TwinPower Turbo six-cylinder in-line petrol engine features a 3.0 litre capacity and combines a TwinScroll turbocharger with VALVETRONIC, Double-VANOS and High-precision direct injection. This intelligent package of innovations lowers the average fuel consumption to just 34.9mpg (8.1l/100km), with CO<sub>2</sub> emissions of 188–189g/km. Its performance figures are equally impressive: 306hp (225kW), a maximum torque of 400Nm and powerful acceleration from 0 to 62mph in just 5.7 seconds. Its top speed is an electronically limited 155mph (250km/h).


## BMW 328i.

This BMW TwinPower Turbo four-cylinder petrol engine delivers a maximum torque of 350Nm even at the extremely low engine speed of 1,250rpm. Thanks to BMW TwinPower Turbo technology, which combines a TwinScroll turbocharger with VALVETRONIC, Double-VANOS and High-precision direct injection, this four-cylinder engine accelerates from 0 to 62mph in 6.1 seconds with an output of 245hp (180kW). Its top speed is electronically limited to 155mph (250km/h) and average fuel consumption rate is 41.5–42.2mpg (6.7–6.8l/100km), with CO<sub>2</sub> emissions of 156–158g/km.

## BMW 320i/320i xDrive.

This BMW TwinPower Turbo four-cylinder petrol engine with a 2.0 litre capacity combines a TwinScroll turbocharger with VALVETRONIC, Double-VANOS and High-precision direct injection. The result is an impressive fusion of efficiency and power. An output of 184hp (135kW) and a maximum torque of 270Nm enable acceleration from 0 to 62mph in 7.9 seconds [320i xDrive: 8.0 seconds], and a top speed of 143mph (230km/h) [320i xDrive: 141mph (227km/h)]. Average fuel consumption: 42.2–42.8mpg (6.6–6.7l/100km) [320i xDrive: 39.2–40.4mpg (7.0–7.2l/100km)], with CO<sub>2</sub> emissions of 153–156g/km [320i xDrive: 164–167g/km].

**The diesel engines.** The BMW TwinPower Turbo technology in the diesel engines combines advanced injection technologies and fully variable output control with innovative turbocharger technology, for enhanced efficiency and a more dynamic performance. All diesel models feature lightweight aluminium construction and are equipped with a zero-maintenance particle filter.



## BMW 335d xDrive.

This new BMW TwinPower Turbo six-cylinder in-line diesel engine features Common-rail direct injection and variable twin turbo technology. It produces an impressive 313hp (230kW) and 600Nm of torque, and reaches 62mph in just 4.9 seconds. Combined with BMW EfficientDynamics technologies, this model delivers low CO<sub>2</sub> emissions of just 148–149g/km and a combined fuel consumption figure of 49.6–50.4mpg (5.6–5.7l/100km).

## BMW 330d / 330d xDrive.

Utilising the BMW TwinPower Turbo six-cylinder in-line diesel engine and including Sport automatic transmission as standard, this new engine produces 258hp (190kW) and 560Nm of torque. The new BMW 330d has CO<sub>2</sub> emissions of 135–136g/km, with fuel consumption figures of 54.3–55.4mpg (5.1–5.2l/100km), while the new BMW 330d xDrive has CO<sub>2</sub> emissions of 142–143g/km, with fuel consumption figures of 52.3mpg (5.4l/100km). The new BMW 330d accelerates from 0 to 62mph in 5.7 seconds, while the new BMW 330d xDrive reaches 62mph in just 5.4 seconds.

## BMW 325d.

The BMW TwinPower Turbo four-cylinder diesel engine with a 2.0 litre capacity and an output of 218hp (160kW) combines Common-rail direct injection and a two-stage turbocharger with Variable Vane Geometry. Its maximum torque of 450Nm is delivered at only 1,500rpm. The BMW 325d accelerates from 0 to 62mph in 7.1 seconds and has a top speed of 149mph (240km/h). Average fuel consumption: 54.3–55.4mpg (5.1–5.2l/100km) and CO<sub>2</sub> emissions: 134–137g/km.

## BMW 320d.

This BMW TwinPower Turbo four-cylinder diesel engine produces an exceptional 184hp (135kW) performance from its 2.0 litre capacity. Its combination of Common-rail direct injection and a turbocharger with Variable Vane Geometry yields a top speed of 143mph (230km/h) and propels the BMW from 0 to 62mph in 8.0 seconds with a torque of 380Nm at 1,750 to 2,750rpm. It is also incredibly fuel efficient, with average fuel consumption of 56.5–57.6mpg (4.9–5.0l/100km), and CO<sub>2</sub> emissions of 129–131g/km.


## BMW 318d.

The BMW TwinPower Turbo four-cylinder diesel engine with a 2.0 litre capacity accelerates powerfully and flexibly with an output of 143hp (105kW) and a maximum torque of 320Nm. It owes its success to the Common-rail direct injection and a turbocharger with Variable Vane Geometry. From a standstill it reaches 62mph in 9.7 seconds and has a top speed of 130mph (210km/h). What's more, on average this highly efficient engine consumes just 61.4–62.8mpg (4.5–4.6l/100km), with a CO<sub>2</sub> emissions output of 119–122g/km.



## THE IDEAL FOUNDATION FOR OUTSTANDING DRIVING DYNAMICS. AN EXCELLENT CHASSIS.

The BMW 3 Series Gran Turismo features a wide range of innovative technologies to make sure you enjoy every drive. Many of these systems are intelligently linked and it's this level of integration that delivers the best possible safety, together with maximum driving pleasure – on every road, every curve and at every second of your drive.



**Adaptive M Sport Suspension.** This features electronically controlled dampers that adapt to both driving style and road conditions. Their operating characteristics can be adjusted via the Drive Performance Control button. The optional Adaptive M Sport Suspension is also lowered by 10 millimetres, with no adverse effects to the ride comfort of the vehicle. A stiffer suspension setting is available by selecting Sport or Sport+ using Drive Performance Control.

**Variable Sport Steering.** This optional system works independently of road speed, varying the steering ratio in line with the steering angle. It includes Servotronic and reduces the steering wheel movement required to achieve a particularly tight steering angle. This enhances comfort when parking and manoeuvring, as well as sporting agility in tight corners and hairpin bends. For small steering angles, the system provides excellent directional stability and a very high degree of steering precision.

**Rear-wheel drive.** This is the basis of hallmark BMW agility and manoeuvrability. At the same time, this drive configuration enables an ideal weight distribution across the entire chassis, making for perfect transmission of power and traction to the road.

**xDrive.** The intelligent all-wheel drive system adapts perfectly to even the most challenging road surface conditions, always offering maximum traction. Together, xDrive and Dynamic Stability Control (DSC) ensure that the BMW 3 Series Gran Turismo remains directionally stable and controllable. xDrive flexibly distributes drive power to the front and rear wheels, performing lightning-fast adjustments to ensure optimum ground contact at all times. In this way, xDrive combines the advantages of all-wheel drive – traction, directional stability and safety – with hallmark BMW 3 Series agility.

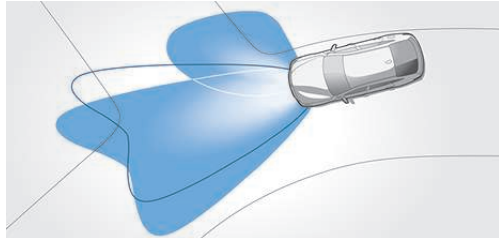
**Drive Performance Control, including ECO PRO.** This enables an individual adaptation of engine and chassis components, for example the steering, by selecting either Comfort, Sport or Sport+ mode (available with Sport automatic transmission, Variable Sport Steering, Adaptive M Sport Suspension, Sport and M Sport models). ECO PRO mode helps to minimise fuel consumption and displays the number of miles gained through more economical driving shown as a bonus range in the instrument cluster.

**Active rear spoiler.** This optimises the air flow at the rear of the car as your speed increases, to ensure excellent road holding and classic BMW driving dynamics. The rear spoiler automatically extends at speeds of over 70mph – and retracts once you're back under 70mph. You can also manually control the active rear spoiler via a button on the driver side door (below the electric window controls).

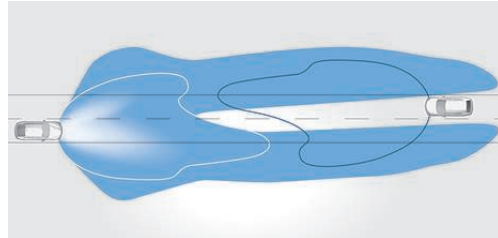
**Eight-speed Sport automatic transmission.** This optional transmission adjusts to your style of driving – from comfortable cruising to very sporty dynamic driving. To change gears, you can either use the shortened selector lever or the gearshift paddles on the Sport leather steering wheel. In Sport mode, gearshifts are optimised for maximum performance. The close spacing of the eight gears optimises acceleration, while also maximising efficiency and shift comfort.

## MORE SAFETY, MORE DRIVING PLEASURE.

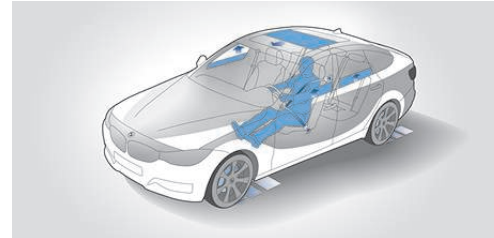
The BMW 3 Series Gran Turismo is equipped with cutting-edge technologies for every eventuality. Superb handling and innovative equipment come standard. Drivers benefit from the very latest technologies that provide optimal support at all times. You'll feel safe and protected, no matter where your journey takes you.



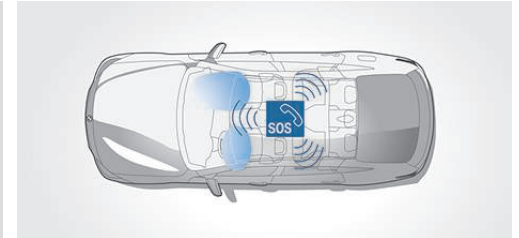
□ **524 Adaptive Headlights**, including cornering lights and in conjunction with High-beam Assistant, illuminates bends at greater distances by optimally adjusting the swivelling headlights as soon as the driver turns the steering wheel. To improve short-range visibility, the turning lights integrated into the foglights are automatically activated, even when the vehicle is at a standstill, as soon as the indicator is switched on or the steering wheel is turned. Only with and included within Visibility package.



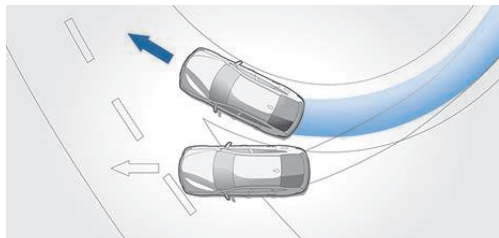
□ **5AC High-beam Assistant**. No unintentional dazzle – the optional High-beam Assistant uses an image sensor to recognise oncoming traffic and changing light conditions. When the system is active it automatically switches the high beam on and off. Included in Visibility package.




□ **5AL Dynamic Safety**. All safety components are designed to complement each other perfectly. This includes six airbags for outstanding occupant protection. Dynamic Safety initiates protective measures for occupants if an accident situation is imminent by tensioning seatbelts, it also moves the seats to an optimal position (in conjunction with electric seat adjustment) and automatically closes open windows and, if fitted, the glass sunroof. Only with and included within Active Security package.



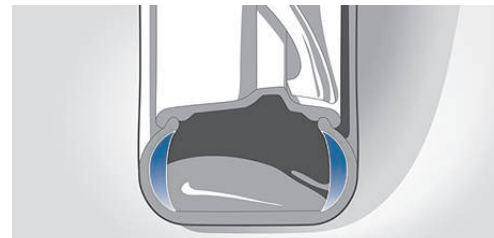
■ **BMW Emergency Call**. Known as BMW eCall, this service provides a direct link to the 999 Emergency Services. You can summon help manually by simply pressing the SOS emergency call button to request for assistance. Additionally, if your vehicle is involved in a more serious accident an automatic emergency call is made, providing extra reassurance that if you cannot call for help, the vehicle will on your behalf. With either the manual or the automatic Emergency Call, details of your vehicle and location will be sent directly to a 999 Emergency Service Centre, so that immediate action can be taken and assistance dispatched without delay.



■ **Dynamic Stability Control+ (DSC+)** includes Cornering Brake Control (CBC), Hill-start Assist and Brake Assist, brake drying and braking pre-tensioning. DSC recognises any slight skidding and stabilises your car within fractions of a second. Dynamic Traction Control (DTC) is a subsidiary function of DSC. In certain driving conditions it allows increased wheel slip, which optimises acceleration and enables you to drive more dynamically.

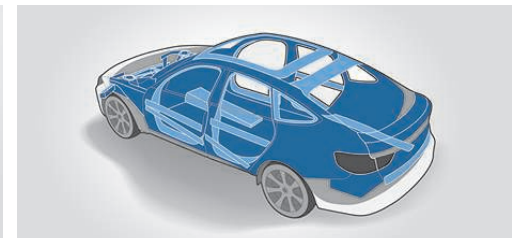


■ **Airbags** are just one of the passive safety elements in your BMW. Six dedicated airbags provide for the driver and front passenger; a curtain system of head airbags for front and rear as well as side airbags stowed in the seat backs.



■ **Run-flat tyres** feature reinforced side walls that prevent the tyres from completely collapsing or loosening from the rim if the air pressure drops. So in the event of a flat tyre, you'll be able to make it safely to the next repair shop.

■ **Tyre Pressure Monitoring** notifies the driver of any tyre issues. A minor loss in pressure is signalled by a light in the cockpit, while a greater loss is additionally indicated by an acoustic warning.



■ **Passenger cell**. The system of members and node connections in the functionally constructed body structure, combined with the strategic deployment of high-strength materials, delivers maximum passive safety in front, side or rear crashes. Defined deformation zones mean that the body structure can absorb impact energy, increasing passenger protection.

## THE BMW 3 SERIES GRAN TURISMO SE.



The cockpit with its centre console angled towards the driver is a classic example of driver-orientated BMW design. The BMW Professional radio, a 6.5" colour display screen and an ergonomic steering wheel with multi-function

buttons are included as standard, while the automatic air conditioning with two-zone control and the premium quality interior guarantee a pleasant atmosphere.



The interior features Move cloth upholstery in Anthracite and Satin Silver interior trim (shown here), which are both standard on SE models. Countless storage options are available in the BMW 3 Series Gran Turismo, including two cup holders in the centre console, as well as pockets in the doors with space for bottles with a volume of up to one litre.



18" light alloy V-spoke style 398 are optional on the BMW 3 Series Gran Turismo SE model. 18" light alloy Star-spoke style 396, shown below, are standard.



## THE BMW 3 SERIES GRAN TURISMO SPORT.

### Interior equipment features:

- Air-conditioning and radio control panel with Chrome highlight
- Ambient lighting – switchable BMW Classic Orange/Cold White LED
- Door sill finishers with 'BMW Sport' designation, front
- Drive Performance Control (ECO PRO, Comfort, Sport and Sport+ modes)
- Extended lighting
- Interior trim, Black, High-gloss with Coral Red finisher (extends to front and rear doors)
- Remote control, including integrated key, with inset in Red
- Sport instrument cluster with Red highlight and chrono scale
- Sport multi-function leather steering wheel, three-spoke with Red stitching
- Sport seats, front
- Sun visors with illuminated vanity mirrors and ticket pocket
- Track cloth upholstery

### Exterior equipment features:

- 18" light alloy Double-spoke style 397 with 225/50 tyres
- Exhaust tailpipe with Dark Chrome finisher
- Exterior B pillar – Black, High-gloss
- Front air inlet with Black, High-gloss finisher
- Kidney grille, Chrome with extra-wide Black, High-gloss vertical slats
- Rear bumper with Black, High-gloss finisher
- Side air inlets, highlighter in Black/Aluminium



■ The driver and front passenger Sport seats offer exceptional support and look even more dynamic in Track cloth upholstery with contrast stitching in Grey or Red.



■ Door sill finishers with 'BMW Sport' designation.



■ Remote control, including integrated key, with inset in Red



■ 18" light alloy Double-spoke style 397 8J x 18 with 225/50 R18 run-flat tyres.



□ 2L8 19" light alloy Double-spoke style 466 with mixed run-flat tyres, front 8J x 19 with 225/45 R19 tyres, rear 9J x 19 with 255/40 R19 tyres.



## THE BMW 3 SERIES GRAN TURISMO MODERN.

### Interior equipment features:

- Air-conditioning and radio control panel with Chrome highlight
- Ambient lighting – switchable BMW Classic Orange/Cold White LED
- Breeze cloth/leather upholstery
- Door sill finishers with 'BMW Modern' designation, front
- Extended lighting
- Interior trim, Pearl Dark with Pearl Chrome finisher (extends to front and rear doors)
- Remote control, including integrated key, in Black with inset in Chrome
- Sport multi-function leather steering wheel, three-spoke
- Sun visors with illuminated vanity mirrors and ticket pocket

### Exterior equipment features:

- 18" light alloy Turbine style 415 with 225/50 tyres
- Exhaust tailpipe with Matt Chrome finisher
- Exterior B pillar – Black, High-gloss
- Exterior trim, Matt Chrome
- Front air inlet with Matt Chrome finisher
- Kidney grille, Chrome with Matt Chrome vertical slats
- Rear bumper with Matt Chrome finisher
- Side air inlets, highlighter in Matt Chrome



■ The Sport multi-function leather steering wheel feels great to hold, the combination of Breeze cloth/leather upholstery in Oyster with optional Brushed Aluminium interior trim with Pearl Chrome finisher lends the interior a refined modern ambience.



■ Door sill finishers with 'BMW Modern' designation.



■ Remote control, including integrated key, in Black with inset in Chrome.



■ 18" light alloy Turbine style 415, 8J x 18 with 225/50 R18 run-flat tyres.



□ 20" light alloy Turbine style 389, with mixed run-flat tyres, front 8J x 19 with 225/45 R19 tyres, rear 9J x 19 with 255/40 R19 tyres.



## THE BMW 3 SERIES GRAN TURISMO LUXURY.

### Interior equipment features:

- Air-conditioning and radio control panel with Chrome highlight
- Ambient lighting – switchable BMW Classic Orange/Cold White LED
- Centre console panel highlight in Chrome
- Dakota leather upholstery with exclusive stitching
- Door sill finishers with 'BMW Luxury' designation, front
- Extended lighting
- Interior trim, Fineline Anthracite wood with Pearl Chrome finisher (extends to front and rear doors)
- Remote control, including integrated key, with inset in Chrome
- Sport multi-function leather steering wheel, three-spoke in Black
- Sun visors with illuminated vanity mirrors and ticket pocket

### Exterior equipment features:

- 18" light alloy Multi-spoke style 416 with 225/50 tyres
- Exhaust tailpipe with Chrome finisher
- Exterior B pillar – Black, High-gloss
- Exterior trim, Chromeline
- Front air inlet with Chrome finisher
- Kidney grille, Chrome with Chrome vertical slats
- Metallic paint (335i Luxury / 330d Luxury / 330d xDrive Luxury / 335d xDrive Luxury only)
- Rear bumper with Chrome finisher
- Servotronic (328i Luxury / 335i Luxury / 325d Luxury / 330d Luxury / 330d xDrive Luxury / 335d xDrive Luxury only)
- Side air inlets, highlighter in Chrome



□ The seats in optional Venetian Beige Dakota leather with Exclusive stitching create a look of sophistication.



■ Door sill finishers with 'BMW Luxury' designation.



■ Remote control, including integrated key, with inset in Chrome.



■ 18" light alloy Multi-spoke style 416, 8J x 18 with 225/50 R18 run-flat tyres.



□ 2WG 19" light alloy W-spoke style 440, with mixed run-flat tyres, front 8J x 19 with 225/45 R19 tyres, rear 9J x 19 with 255/40 R19 tyres.



## THE BMW 3 SERIES GRAN TURISMO M SPORT.

### Interior equipment features:

- Ambient lighting – switchable BMW Classic Orange/Cold White LED
- Dakota leather upholstery
- Door sill finishers with 'M' designation
- Drive Performance Control (ECO PRO, Comfort, Sport and Sport+ modes)
- Extended lighting
- Headlining, Anthracite
- Interior trim, Aluminium Hexagon with Estoril Blue finisher
- M Sport instrument cluster
- M Sport multi-function leather steering wheel
- Remote control, including integrated key, with inset in Blue
- Sport seats, front

### Exterior equipment features:

- 18" light alloy M Star-spoke style 400M with mixed tyres
- Exterior trim, High-gloss Shadowline
- Kidney grille, Chrome with extra-wide Black, High-gloss vertical slats
- M aerodynamic bodystyling
- Metallic paint (335i M Sport / 330d M Sport / 330d xDrive M Sport / 335d xDrive M Sport only)
- M Sport suspension
- Servotronic (328i M Sport / 335i M Sport / 325d M Sport / 330d M Sport / 330d xDrive M Sport / 335d xDrive M Sport only)
- Side exterior 'M' designation

### M Sport Plus package (optional):

- 19" M Double-spoke style 598 M
- Headlight wash
- Loudspeaker system – harman/kardon
- M Sport braking system
- Sun protection glass
- Xenon Headlights



■ The Sport seats in Black Dakota leather give the interior a distinctly powerful look. The image above shows the optional eight-speed Sport automatic transmission.



■ Sporty look: door sill finishers with 'M' designation.



□ 2NH M Sport brakes, fixed-caliper brake in Blue with 'M' badge for increased braking performance.




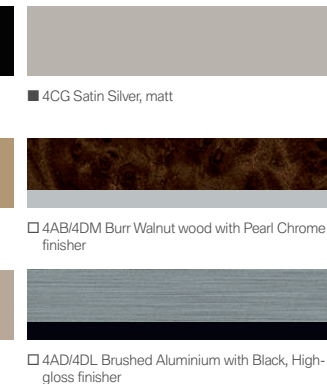
■ 18" light alloy M Star-spoke style 400 M with mixed run-flat tyres, front 8J x 18 with 225/50 R18 tyres, rear 8.5J x 18 with 255/45 R18 tyres.



□ 2V5 19" light alloy M Double-spoke style 598 M with mixed run-flat tyres, front 8J x 19 with 225/45 R19 tyres, rear 8.5J x 19 with 255/40 R19 tyres. (Standard with M Sport Plus package).



## Exterior colours.

Upholstery colours.  
SE.Interior colours.  
SE.Interior trims.  
SE.

The following pages show the colours and materials available for the BMW 3 Series Gran Turismo. Use them to identify your favourite colours, or compare various combinations. These colour samples are intended as an initial guide, however experience has shown that printed versions of paint, upholstery and interior trim colours cannot in all cases faithfully reproduce the colour appearance of the originals. Therefore we recommend that you consult your BMW Dealer on your preferred colour choices. They will be happy to show you original samples and assist you with any requests.


<sup>1</sup> Not available for M Sport.  
<sup>2</sup> Only available for M Sport.  
<sup>3</sup> Only available for Modern.

Please note that even normal long or short-term use can lead to unrecoverable upholstery damage. This can be caused in particular by non-colourfast clothing.

**Upholstery colours. Sport.**




■ **BEL2 Anthracite with Red highlight**  
Track cloth



□ **LCL3 Black with Red highlight**  
Dakota leather




■ **BEL1 Anthracite with Grey highlight**  
Track cloth



□ **LCL5 Coral Red with Black highlight**  
Dakota leather



□ **LCSW Black**  
Dakota leather



□ **LCOM Oyster with Dark Oyster highlight**  
Dakota leather  
Instrument panel, door panels and floor mats in Black

**Interior trims. Sport.**



■ **4AT/4DN Black, High-gloss with Coral Red, matt finisher**



□ **4AD/4DN Brushed Aluminium with Coral Red, matt finisher**



□ **4AD/4DL Brushed Aluminium with Black, High-gloss finisher**


**Upholstery colours. Modern.**




■ **CBDH Oyster**  
Breeze cloth/leather upholstery  
Instrument panel, door panels and floor mats in Oyster



□ **LCL9 Oyster with Dark Oyster highlight**  
Dakota leather  
Instrument panel, door panels and floor mats in Oyster



■ **CBOP Oyster**  
Breeze cloth/leather upholstery  
Instrument panel, door panels and floor mats in Black



□ **LCOM Oyster with Dark Oyster highlight**  
Dakota leather  
Instrument panel, door panels and floor mats in Black



■ **CBAT Anthracite**  
Breeze cloth/leather upholstery



□ **LCSW Black**  
Dakota leather

**Interior trims. Modern.**



■ **4DZ/4DM Pearl Dark with Pearl Chrome finisher**



□ **4AD/4DM Brushed Aluminium with Pearl Chrome finisher**



□ **4DD/4DM Finitione wood with Pearl Chrome finisher**



□ **4CE/4DM Finitione Anthracite wood with Pearl Chrome finisher**

**Upholstery colours. Luxury.**



□ **LCLX Saddle Brown with Exclusive stitching**  
Dakota leather  
Bottom of the instrument panel in Saddle Brown



□ **LCLY Venetian Beige with Exclusive stitching**  
Dakota leather  
Bottom of the instrument panel in Venetian Beige




□ **LCLZ Black with Exclusive stitching**  
Dakota leather  
Bottom of the instrument panel in Black

**Interior trims. Luxury.**



■ **4CE/4DM Finitione Anthracite wood with Pearl Chrome finisher**



□ **4B8/4DM Burr Walnut wood with inlay and Pearl Chrome finisher**


**Upholstery colours. M Sport.**



□ **LCSW Black**  
Dakota leather



□ **LCDF Venetian Beige**  
Dakota leather




□ **LCL5 Coral Red with Black highlight**  
Dakota leather  
Bottom of the instrument panel in Black

**Interior trims. M Sport.**



■ **4MR/4DX Aluminium Hexagon with Estoril Blue, matt finisher**



■ **4MR/4DL Aluminium Hexagon with Black, High-gloss finisher**



□ **4AD/4DL Brushed Aluminium with Black, High-gloss finisher**



□ **4AB/4DM Burr Walnut wood with Pearl Chrome finisher**

# Combinations.

	BMW upholstery colours SE			BMW upholstery colours Sport							BMW upholstery colours Modern				BMW upholstery colours Luxury			BMW upholstery colours M Sport			
	Move cloth	Dakota leather		Track cloth	Dakota leather						Breeze cloth/leather upholstery		Dakota leather		Dakota leather						
Standard seats	•	•	•	—	—	—	—	—	—	•	•	•	•	•	•	•	•	—	—	—	
Sport seats	•	•	•	•	•	•	•	•	•	•	•	•	•	•	•	•	•	•	•	•	
<b>Upholstery colour</b>	Anthracte	Black	Venetian Beige	Anthracte / Red highlight	Anthracte / Grey highlight	Black / Red highlight	Coral Red / Black highlight	Black	Oyster / Dark Oyster highlight	Oyster	Oyster	Anthracte	Oyster / Dark Oyster highlight	Oyster / Dark Oyster highlight	Black	Saddle Brown with Exclusive stitching	Venetian Beige with Exclusive stitching	Black with Exclusive stitching	Black	Venetian Beige	Coral Red / Black highlight
<b>Interior colour</b>	Black	Black	Venetian Beige	Black	Black	Black	Black	Black	Black	Black	Oyster	Black	Black	Oyster	Black	Black	Venetian Beige	Black	Black	Venetian Beige	Black
<b>BMW exterior colours</b>																					
300 Alpine White, non-metallic	•	•	•	•	•	•	•	•	•	•	•	•	•	•	•	•	•	•	•	•	•
668 Jet Black, non-metallic <sup>1</sup>	•	•	•	•	•	•	•	•	•	•	•	•	•	•	•	•	•	•	•	•	•
A96 Mineral White, metallic <sup>1</sup>	•	•	•	•	•	•	•	•	•	•	•	•	•	•	•	•	•	•	•	•	•
475 Black Sapphire, metallic	•	•	•	•	•	•	•	•	•	•	•	•	•	•	•	•	•	•	•	•	•
481 Kalahari Beige, metallic <sup>1</sup>	•	•	•	•	•	•	•	•	•	•	•	•	•	•	•	•	•	•	•	•	•
B53 Sparkling Brown, metallic <sup>1</sup>	•	•	•	•	•	•	•	•	•	•	•	•	•	•	•	•	•	•	•	•	•
A75 Melbourne Red, metallic	•	•	•	•	•	•	•	•	•	•	•	•	•	•	•	•	•	•	•	•	•
B38 Midnight Blue, metallic <sup>1</sup>	•	•	•	•	•	•	•	•	•	•	•	•	•	•	•	•	•	•	•	•	•
A83 Glacier Silver, metallic	•	•	•	•	•	•	•	•	•	•	•	•	•	•	•	•	•	•	•	•	•
B39 Mineral Grey, metallic	•	•	•	•	•	•	•	•	•	•	•	•	•	•	•	•	•	•	•	•	•
A89 Imperial Blue, xiralic <sup>1</sup>	•	•	•	•	•	•	•	•	•	•	•	•	•	•	•	•	•	•	•	•	•
B40 Liquid Blue, metallic <sup>1</sup>	•	•	•	•	•	•	•	•	•	•	•	•	•	•	•	•	•	•	•	•	•
B45 Estoril Blue, metallic <sup>2</sup>	—	—	—	—	—	—	—	—	—	—	—	—	—	—	—	—	—	—	—	—	—
<b>BMW interior trims</b>																					
4CG Satin Silver, matt	•	•	•	—	—	—	—	—	—	—	—	—	—	—	—	—	—	—	—	—	—
4AB/4DM Burr Walnut wood with Pearl Chrome finisher	•	•	•	—	—	—	—	—	—	—	—	—	—	—	—	—	—	—	—	—	—
4AD/4DL Brushed Aluminium with Black, High-gloss finisher	•	•	•	—	—	—	—	—	—	—	—	—	—	—	—	—	—	—	—	—	—
<b>Sport interior trims</b>																					
4AT/4DN Black, High-gloss with Coral Red, matt finisher	•	•	•	•	•	•	•	•	•	•	•	•	•	•	•	•	•	•	•	•	•
4AD/4DN Brushed Aluminium with Coral Red, matt finisher	•	•	•	•	•	•	•	•	•	•	•	•	•	•	•	•	•	•	•	•	•
4AD/4DL Brushed Aluminium with Black, High-gloss finisher	•	•	•	•	•	•	•	•	•	•	•	•	•	•	•	•	•	•	•	•	•
<b>Modern interior trims</b>																					
4DZ/4DM Pearl Dark with Pearl Chrome finisher	—	—	—	—	—	—	—	—	—	•	•	•	•	•	•	—	—	—	—	—	—
4AD/4DM Brushed Aluminium with Pearl Chrome finisher	—	—	—	—	—	—	—	—	—	•	•	•	•	•	•	—	—	—	—	—	—
4DD/4DM FineLine wood with Pearl Chrome finisher	—	—	—	—	—	—	—	—	—	•	•	•	•	•	•	—	—	—	—	—	—
4CE/4DM FineLine Anthracite wood with Pearl Chrome finisher	—	—	—	—	—	—	—	—	—	•	•	•	•	•	•	—	—	—	—	—	—
<b>Luxury interior trims</b>																					
4CE/4DM FineLine Anthracite wood with Pearl Chrome finisher	—	—	—	—	—	—	—	—	—	—	—	—	—	—	—	•	•	•	—	—	—
4B8/4DM Burr Walnut wood with inlay and Pearl Chrome finisher	—	—	—	—	—	—	—	—	—	—	—	—	—	—	—	•	•	•	—	—	—
<b>M Sport interior trims</b>																					
4MR/4DX Aluminium Hexagon with Estoril Blue, matt finisher	—	—	—	—	—	—	—	—	—	—	—	—	—	—	—	—	—	—	—	•	•
4MR/4DL Aluminium Hexagon with Black, High-gloss finisher	—	—	—	—	—	—	—	—	—	—	—	—	—	—	—	—	—	—	—	•	•
4AD/4DL Brushed Aluminium with Black, High-gloss finisher	—	—	—	—	—	—	—	—	—	—	—	—	—	—	—	—	—	—	—	•	•
4AB/4DM Burr Walnut wood with Pearl Chrome finisher	—	—	—	—	—	—	—	—	—	—	—	—	—	—	—	—	—	—	—	•	•

Optionally available equipment   Standard equipment   • Recommended colour combination   — Not available

<sup>1</sup> Not available on M Sport models.  
<sup>2</sup> Only available on M Sport models.

## Standard / Optional equipment.



□ **522 Xenon Headlights** with high and low beam functions, LED accent lights, automatic headlight range control, as well as four LED light rings that act as parking lights and daytime driving lights. (Standard with M Sport Plus package).

□ **524 Adaptive Headlights**, with variable headlight beam, including cornering lights, which illuminate the road ahead when the car enters a bend. Only with and included in Visibility package.



□ **502 Headlight wash** ensures optimal brightness of the headlights in all weather conditions. When the lights are switched on, the headlights are cleaned automatically whenever the driver activates the windscreen washer jets. (Standard with M Sport Plus package).

□ **5AC High-beam Assistant** automatically switches between low and high beam when there is oncoming traffic or changing light conditions. Controlled via an automatic sensor on the front side of the interior mirror.



□ **760 Exterior trim, High-gloss Shadowline**, features on the front and rear side window frames, the B-pillar, rear side window uprights, the exterior mirror frames and the mirror base. (Standard on M Sport models).



□ **402 Panoramic glass sunroof**, electric, with a slipstream deflector, sun protection, floating headliner and convenient opening/closing using the remote control.



■ **Frameless doors** emphasise the car's elegant, coupé-style appearance.



■ **Dynamic brake lights** with indicator function help following traffic to instantly differentiate between light braking and more urgent situations – for increased safety on the road.



■ **Foglights**, front and rear, including heated exterior mirrors and heated screenwash nozzles, positioned in the front apron to increase safety in poor visibility.



■ **Rear-view mirror, automatically dimming**, automatically reduces the glare caused by the headlights of following cars when the amount of incident light exceeds a defined limit.

□ **430 Exterior mirrors, folding and automatically dimming**, including mirror memory, electric exterior mirror fold-in function and the automatic dipping function on the passengergside when reverse gear is engaged.

■ **Alarm system** with remote control and anti-theft system.



□ **Air Breather**, located in the front wheel arches, channels the air flow at the front wheels. This decreases air turbulence at the front wheels, thereby reducing the vehicle's fuel consumption and CO<sub>2</sub> emissions.



■ **Active rear spoiler** is automatically deployed at 70mph and regulates the flow of air at the rear. It can also be manually activated via a button on the driver side door.



■ **Exhaust tailpipes**. 320i Modern features taipipe with Matt Chrome finisher.



□ **3AC Towbar** can be electronically adjusted and folded away entirely under the rear apron. It also includes trailer stability control. The maximum trailer load, depending on the engine fitted, is 1,800kg.

## Standard / Optional equipment.



□ **2DY 18" light alloy Star-spoke style 396**, 8J x 18 with 225/50 R18 run-flat tyres. (Standard on SE models).



□ **2FM 18" light alloy V-spoke style 398**, with mixed run-flat tyres, front 8J x 18 with 225/50 R18 tyres, rear 9J x 18 with 255/45 R18 tyres.

## Sport.



■ **2A5 18" light alloy Double-spoke style 397**, 8J x 18 with 225/50 R18 run-flat tyres.



□ **2L8 19" light alloy Double-spoke style 466** with mixed run-flat tyres, front 8J x 19 with 225/45 R19 tyres, rear 9J x 19 with 255/40 R19 tyres.

## Modern.



■ **2P5 18" light alloy Turbine style 415**, 8J x 18 with 225/50 R18 run-flat tyres.



□ **2WZ 19" light alloy Turbine style 389**, with mixed run-flat tyres, front 8J x 19 with 225/45 R19 tyres, rear 9J x 19 with 255/40 R19 tyres.

## Luxury.



■ **2H2 18" light alloy Multi-spoke style 416**, 8J x 18 with 225/50 R18 run-flat tyres.



□ **2W9 19" light alloy W-spoke style 440**, with mixed run-flat tyres, front 8J x 19 with 225/45 R19 tyres, rear 9J x 19 with 255/40 R19 tyres.

## M Sport.



■ **2PE 18" light alloy M Star-spoke style 400 M** with mixed run-flat tyres, front 8J x 18 with 225/50 R18 tyres, rear 8.5J x 18 with 255/45 R18 tyres.



□ **2V5 19" light alloy M Double-spoke style 598 M** with mixed run-flat tyres, front 8J x 19 with 225/45 R19 tyres, rear 8.5J x 19 with 255/40 R19 tyres. (Standard with M Sport Plus package).

## Standard / Optional equipment.



- **255 Sport multi-function leather steering wheel**, Black, three-spoke. (Standard with Sport and Luxury models).
- **2XE Sport leather steering wheel**, Black, three-spoke. (Only available with Sport and Modern models).
- **2VL Variable Sport Steering**, including Sport+ mode, reduces the steering wheel movement required to gain a particular tight steering angle.
- **216 Servotronic** adapts the steering power to suit the current speed. (Standard with 328i, 335i, 325d, 330d, 330d xDrive, 335d xDrive).



- **M Sport multi-function leather steering wheel** with more pronounced thumb rests and a thicker rim for a better grip. Multi-function buttons can be used to operate the telephone, Voice Control and audio functions, as well as Speed Limit Display. (Standard with M Sport models).



- **Multi-function leather steering wheel**, 375mm diameter, three-spoke, including leather gear lever and handbrake lever.
- **248 Steering wheel heating**, quickly heats up the rim of the steering wheel at the touch of a button – particularly pleasant in winter.



- **2TB Sport automatic transmission**, eight-speed, including sporty gear lever and the Sport+ mode, delivers fast and completely flawless gear shifts for maximum driving dynamics and can be operated via the gearshift paddles on the Sport leather steering wheel. Now also features Launch Control.



- **205 Automatic transmission**, eight-speed, makes changing gears and driving significantly more convenient, thanks to smoother engine speed transitions and shorter gear ratios.



- **Six-speed manual transmission** for a particularly sporty drive. Immensely smooth with perfect ratios and precise short-throw gear shifts.



- **Instrument cluster** features four analogue displays – speedometer, rev counter, fuel gauge, and oil temperature – as well as an Info Display. The latter shows data such as exterior temperature and on-board computer functions.
- **GWA Full Black panel display**, includes a high-resolution display in the instrument cluster. Check control functions output as text and symbols in the display. (Standard in conjunction with Active Cruise Control, Head-up Display and Media package – BMW Professional).



- **Auto Start-Stop** automatically switches off the engine during brief stops, for example at a red light, to reduce fuel consumption. A symbol displayed in the rev counter indicates that the function is active.



- **On-Board Computer** provides information about average speed, average and current fuel consumption, range and outside temperature. The bonus mileage is also shown when the ECO PRO mode is activated.



- **Drive Performance Control including ECO PRO** enables you to switch between the ECO PRO, Comfort, Sport and Sport+ driving modes at the push of a button (Sport+ mode only available in conjunction with Sport or M Sport models, Sport automatic transmission, Adaptive suspension, or Variable Sport Steering). The ECO PRO mode is designed to encourage a particularly efficient style of driving.
- **2VF Adaptive M Sport suspension** is lowered by 10mm and features dynamic damper control. The driver can choose between Comfort or Sport suspension settings using the Drive Performance Control button.



- **Optimum Shift Indicator** shows when switching to another gear would be more fuel efficient. Based on your driving style, the system recommends when to switch into a higher or lower gear (in conjunction with six-speed manual transmission).
- **704 M Sport suspension** is lowered by 10mm and features a sportier chassis set-up. (Standard with M Sport models).



- **Air conditioning, automatic with two-zone control**, fully automatic, separate temperature controls for driver and front passenger, automatic air recirculation, microfilter, humidity and solar sensor, and Max Cool button.



- **Cup holders**, four, are ergonomically positioned with two in the front centre console in front of the gear lever and two in the rear centre armrest. A cover can be placed over the cup holders that doubles as a storage tray and which can be compactly stowed away in the glove compartment.

## Standard / Optional equipment.



□ **609 Navigation system – BMW Professional**, including high-resolution 8.8" display, DVD changer, latest generation iDrive Touch Controller with direct access buttons, favourites, integrated hard disk (20GB) for audio data and navigation instructions, 3D city models, multi map views and Real Time Traffic Information (RTTI).<sup>1</sup>



□ **606 Navigation system – BMW Business**, including latest generation iDrive Controller, favourites keys, integrated memory for navigation data, maps or combined map/arrow display and high-resolution 6.5" monitor.<sup>1</sup>



■ **BMW Professional radio**, includes a 6.5" colour monitor, iDrive Controller with direct menu control buttons, a CD drive and MP3 decoder.

■ **DAB tuner** delivers brilliant sound quality and excellent reception of a larger selection of digital radio stations, including many special-interest broadcasters.



□ **6AM Real Time Traffic Information (RTTI)** displays accurate traffic flow information in real time. In addition to congestion warnings, the system also provides precise traffic data for suggested alternative routes.<sup>1,2</sup>



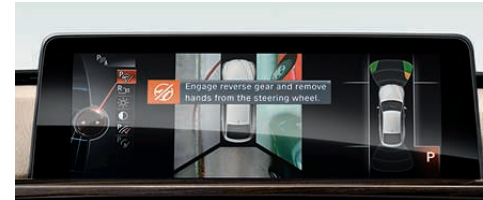
□ **6AK BMW Online Services** provides access to online services such as email, Google Maps and local news, weather etc. Includes BMW Apps interface.<sup>1,2</sup>



□ **6AN Information Plus** is an information service available 24 hours a day, 7 days a week that can help you book a hotel or make a restaurant reservation. Addresses can be sent directly to your navigation system.<sup>1,2</sup>



□ **6AR Internet** enables full web browsing from inside your car with content shown in the Control Display.<sup>1,3</sup>



□ **5DP Park Assist** makes parallel parking easier. The system measures any parking gaps the vehicle passes. When a suitable space has been found, the Park Assist will do the steering while the driver operates the accelerator and brake pedals.<sup>1</sup>



□ **3AG Reversing Assist camera** shows a clear image of the area behind the vehicle on the Control Display. In addition, the rear view camera enhances visibility when reversing and parking.



□ **5DL Surround-view** includes Top-view and Side-view cameras, and enables a wide field of visibility. This system enhances parking and manoeuvring in confined spaces as well as increasing visibility when joining a road from a side street.



□ **508 Park Distance Control (PDC), front and rear**, makes it easier to manoeuvre and park the vehicle in even the tightest spaces. The proximity of obstacles is indicated acoustically as well as visually on the Control Display. Rear Park Distance Control is standard on all models.



□ **Mobile Office**, when a compatible mobile device<sup>4</sup> is combined with a BMW navigation system you can access a host of features, including your contact lists, messages, calendar entries and emails directly through your Control Display using the iDrive controller.



□ **601 TV function** enables the reception of digital broadcasts when the car is stationary, and is operated via the iDrive Controller.<sup>1</sup>



□ **688 Loudspeaker system – harman/kardon**, includes a powerful 600W digital amplifier, vehicle-specific equalizer, central speaker and 16 loudspeakers for superb sound quality. (Standard with M Sport Plus package).



□ **676 Loudspeaker system – BMW Advanced**, features a 205W amplifier and nine loudspeakers for brilliant sound.



□ **6NS Enhanced Bluetooth telephone preparation, USB audio interface and Voice Control**, for wireless in-vehicle connection of suitable Bluetooth mobiles<sup>4</sup>. Audio devices such as an MP3 player, iPod or USB stick can be connected via the integrated USB interface.

■ **Bluetooth hands-free facility with USB audio interface**, for wirelessly connecting compatible Bluetooth mobile phones<sup>4</sup>, and connecting suitable audio devices (e.g. MP3 player) via a USB interface.

<sup>1</sup> Only available within package.

<sup>2</sup> Active for 3 years, renewable thereafter.

<sup>3</sup> Active for 1 year, renewable thereafter.

<sup>4</sup> For information on compatible devices see [www.bmw.com/bluetooth](http://www.bmw.com/bluetooth)

## Standard / Optional equipment.



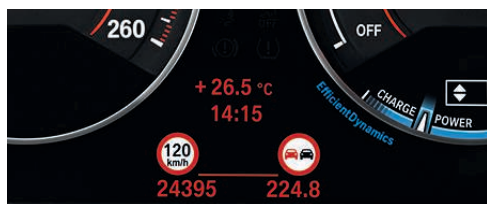
□ **610 Head-up Display**, projects relevant driving information such as current speed and cruise control functions in full colour, directly into the driver's field of vision.



□ **5AS Driving Assistant**, a tailored combination of camera-based driver assistance systems provide enhanced safety and reduce the risk of potential collisions, at both high and low speeds. Includes Lane Departure Warning, which detects lane markings and alerts the driver if the vehicle unintentionally deviates from the lane of travel.



□ **5AG Lane change warning**, activated from 12mph, alerts the driver through a steering wheel vibration and a visual warning on the exterior mirror of vehicles in the driver's blind spot or approaching at speed in the adjacent lane when the driver is indicating to change lanes.



□ **8TH Speed Limit Display**, keeps the driver informed of the maximum permissible speed of the road and road signage such as no overtaking. A camera "reads" relevant signs above and beside the road, and compares this information with the speed limits recorded in the navigation system. The speed limit is then displayed in the instrument cluster (or in the optional Head-up Display).



□ **5DF Active Cruise Control with Stop&Go function**, automatically adjusts the distance between the car and the vehicle ahead using radar sensors in the front bumper. In stop/start motorway traffic, the system will maintain the distance to the car ahead even if it comes to a complete stop. Once the traffic ahead clears, the car returns to the pre-set speed.



■ **Cruise Control with braking function** stores and maintains any selected speed upwards of 20mph, even when driving downhill. Operated via the multi-function buttons on the steering wheel. Includes speed limiting function.



□ **4AE Armrest front, sliding**, foldable with integrated storage compartment.



■ **Centre armrest for rear seats**, including two cup holders.



□ **481 Sport seats** for driver and front passenger; electric backrest width adjustment for optimum lateral support. Seat length, seat height, backrest and seat angle as well as thigh support are manually adjustable. (Standard on Sport and M Sport models).

□ **494 Seat heating** for the driver and front passenger, with three heating levels for the seat surfaces and backrests.

□ **496 Seat heating** for rear seats. Seat surfaces and backrests of both outside seats can be heated to one of three levels (only in conjunction with leather upholstery).



■ **Standard seats** for the driver and front passenger with manual adjustment of the fore/aft position, backrest angle and headrest height, including seat height adjustment.



□ **459 Seat adjustment – front**, electric with driver memory, adjustment of seat height, backrest rake, fore and aft position and tilt for front seats as well two memory positions on the driver's side.

□ **488 Lumbar support, front**, height and depth can be electrically adjusted for a perfect seating position.



■ **Storage compartments** in the front and rear doors, storage compartment with lid in the front centre console, open compartment under the front centre armrest and in the rear centre console, two cup holders in the front and rear, storage tray and glove compartment.



□ **Rear backrest release function** (included in 493 Extended storage), enables the rear backrest to be unlocked and folded down conveniently from the luggage compartment – to create an almost flat loading space.



■ **Rear seat** with rounded seat sections, room for three people with folding headrests and a folding rear seat with a 40:20:40 split.



■ **Through-loading system** includes a dividable rear seat backrest (40:20:40 split) for more transport options and a customisable seat and luggage compartment configuration, a rear centre armrest, as well as two cup holders. A suitable ski and snowboard bag is available from Genuine BMW Accessories.

## Standard / Optional equipment.



□ **322 Comfort Access with smart-opener** allows you to unlock, lock and start your BMW without inserting or having to hold the key in your hand. Also includes smart-opener which is a contactless opening of the boot lid via a sensor underneath the rear bumper, adding extra convenience when you have your hands full.

■ **Automatic operation of the tailgate** enables the tailgate to be opened remotely via the remote control, and closed via the tailgate button or the remote control.



□ **Luggage compartment rails** (included in 493 Extended storage), with two adjustable fastening points on the floor of the luggage compartment for conveniently transporting bulky items.



□ **563 Extended lighting**, featuring LED technology includes a variety of additional lights, such as front and rear reading lights, vanity mirror illumination, Ambient light in the front and rear, as well as an integrated light strip in the luggage compartment.



■ **Rear seat backrest adjustment** enables the rear backrest to be folded down in a 40:20:40 split. The slope-adjustable rear seat has in 15 positions between 8 and 19 degrees.



■ **Two-part back shelf.** The rear part opens automatically when the tailgate is opened. After it has been removed, the two-part back shelf can be easily stored under the floor of the luggage compartment (shown above).



■ **Personal Profile.** Depending on your equipment selection, your individual settings for temperature and air distribution of the automatic air conditioning, seat and exterior mirror positions, are saved by the vehicle and will activate when you open the central locking with your personal key.



□ **BMW Service Inclusive.** Service costs are another area where your BMW Dealer can offer you an intelligent solution. With BMW Service Inclusive, routine maintenance service will be provided at no extra cost for the agreed duration or mileage. For more information visit:

➤ [www.bmw.co.uk/ServiceInclusive](http://www.bmw.co.uk/ServiceInclusive)

## Genuine BMW Accessories.



Bicycle/E-bike rear mounted carrier for the tow bar.



Luxury rear storage bag provides additional storage space and can be secured to the rear seat using the centre seat belt.



Luxury ski and snowboard bag for clean transport of up to four pairs of skis or three snowboards. Can be secured using the fastening points in the luggage compartment.



Luxury backrest bag, for attaching to the back of the driver or front passenger seats. Can be folded up and easily carried.



Luggage compartment organiser, doubles as protective, fitted luggage compartment mat and intelligent storage system.



Travel & Comfort System, coat hanger, for crease-free transportation of clothing. A hook extends from the top of the coat hanger so it can also be used outside the car.



BMW holder for Apple iPad, mounted on the back of the front headrests using a special base.

A BMW always delivers a special drive and Genuine BMW Accessories make the experience better still. Combining great ideas, immaculate design and sheer practicality to create innovative solutions, Genuine BMW Accessories are available in many categories: exterior, interior, communications and information and transport and luggage compartment solutions. Your BMW Dealer will be pleased to advise you on the complete range of Genuine BMW Accessories and provide you with a special catalogue. For further information, please visit:

➤ [www.bmw.co.uk/accessories](http://www.bmw.co.uk/accessories)

		320i 320i xDrive	328i	335i	318d	320d	325d	330d 330d xDrive	335d xDrive
--	--	---------------------	------	------	------	------	------	---------------------	-------------

**Weight**

Unladen weight EU <sup>1</sup>	kg	1615 [1635]	1645 [1670]	1715 [1725]	1615 [1635]	1640 [1650]	1675 [1690]	[1735]	–
Unladen weight EU <sup>1</sup> (xDrive)	kg	1700 [1715]	–	–	–	–	–	[1805]	[1820]
Max. permissible weight	kg	2110 [2130]	2140 [2165]	2210 [2220]	2110 [2130]	2135 [2145]	2170 [2185]	[2230]	–
Max permissible weight (xDrive)	kg	2195 [2210]	–	–	–	–	–	[2300]	[2315]
Permitted load	kg	570	570	570	570	570	570	570	570
Permitted axle load, front/rear	kg	935/1240	950/1260	1000/1265	940/1240	950/1245	975/1260	1015/1260	–
Permitted axle load, front/rear (xDrive)	kg	1010/1240	–	–	–	–	–	1080/1280	1095/1280
Permitted roof load	kg	75	75	75	75	75	75	75	75
Permitted trailer load, unbraked <sup>2</sup>	kg	695	745	750	745	745	750	750	–
Permitted trailer load, unbraked <sup>2</sup> (xDrive)	kg	750	–	–	–	–	–	750	750
Permitted trailer load, braked, max. 12% gradient <sup>2</sup>	kg	1400 [1500]	1600	1700	1600	1600	1800	1800	–
Permitted trailer load, braked, max. 12% gradient <sup>2</sup> (xDrive)	kg	1700	–	–	–	–	–	1800	1800
Permitted trailer load, braked, max. 8% gradient <sup>2</sup>	kg	1600	1700	1800	1700	1800	1800	1800	–
Permitted trailer load, braked, max. 8% gradient <sup>2</sup> (xDrive)	kg	1800	–	–	–	–	–	1800	1800
Permitted tow bar download	kg	75	75	75	75	75	75	75	75

**Engine<sup>3,4</sup>**

Cylinders/valves		4/4	4/4	6/4	4/4	4/4	4/4	6/4	6/4
Capacity	cc	1997	1997	2979	1995	1995	1995	2993	2993
Stroke/bore	mm	90.1/84.0	90.1/84.0	89.6/84.0	90.0/84.0	90.0/84.0	90.0/84.0	90.0/84.0	90.0/84.0
Max. output/engine speed	kW/rpm	135/5000–6250	180/5000	225/5800	105/4000	135/4000	160/4000	190/4000	230/4300
	hp/rpm	184/5000–6250	245/5000	306/5800	143/4000	184/4000	218/4000	258/4000	313/4300
Max. torque/engine speed	Nm/rpm	270/1250–4500	350/1250–4800	400/1200–5000	320/1750–2500	380/1750–2750	450/1500–2500	560/2000–2750	600/1300–3000
Compression ratio	-:1	11.0	10.0	10.2	16.5	16.5	16.5	16.5	16.5

**Transmission**

Standard transmission ratio		III/IIK1	4.32/2.46/1.66	3.68/2.06/1.31	4.11/2.32/1.54	4.02/1.11/1.38	4.11/2.25/1.4	4.11/2.25/1.4	4.71/3.14/2.11	4.71/3.14/2.11
	IV/V/VI:1	1.23/1.0/0.85	1.0/0.81/0.68	1.18/1.0/0.85	1.0/0.78/0.65	1.0/0.8/0.66	1.0/0.8/0.66	1.67/1.29/1.0	1.67/1.29/1.0	–
	VII/VIII/R:1	–/–/3.94	–/–/3.35	–/–/3.73	–/–/3.65	–/–/3.73	–/–/3.73	0.84/0.67/3.32	0.84/0.67/3.32	–
Rear axle transmission ratio:	-:1	3.23	3.91	3.23	3.39	3.39	3.46	2.56	2.56	

**Performance**

Top speed	mph (km/h)	143 (230) [142 (229)]	155 (250) <sup>2</sup>	155 (250) <sup>2</sup>	130 (210)	143 (230) [140 (226)]	149 (240)	[155 (250)] <sup>2</sup>	–
Top speed (xDrive)	mph (km/h)	141 (227) [139 (224)]	–	–	–	–	–	[155 (250)] <sup>2</sup>	[155 (250)] <sup>2</sup>
Acceleration 0–62mph	sec	7.9 [7.9]	6.1 [6.1]	5.7 [5.4]	9.7 [9.6]	8.0 [7.9]	7.1 [6.8]	[5.7]	–
Acceleration 0–62mph (xDrive)	sec	8.0 [8.3]	–	–	–	–	–	[5.4]	[4.9]

**Fuel consumption<sup>3,4,5</sup>**

Urban/extra-urban/combined	mpg (l/100km)	31.7–32.5 (8.7–8.9) / 52.3–53.3 (5.3–5.4) / 42.2–42.8 (6.6–6.7)	32.1 (8.8) / 50.4–51.4 (5.5–5.6) / 44.8 (6.3) / 41.5–42.2 (6.7–6.8)	25.2–25.4 (11.1–11.2) / 44.8 (6.3) / 34.9 (6.1)	50.4–51.4 (5.5–5.6) / 68.9–70.6 (4.5–4.6) / 56.5–57.6 (4.9–5.0) / 54.3–55.2 (5.1–5.2)	47.9–48.7 (5.8–5.9) / 64.2 (4.4) / 56.5–57.6 (4.9–5.0)	44.8–45.6 (6.2–6.3) / 61.4 (4.6) / 54.3–55.4 (5.1–5.2)	46.3 (6.1) / 61.4 (4.6) / 54.3–55.4 (5.1–5.2)	42.8 (6.6) / 55.4 (5.1) / 49.6–50.4 (5.6–5.7)
		CO <sub>2</sub> emissions	g/km	153–156 [145–147] 156–158 [149–151] 188–189 [178–179]	119–122 [127–129] 129–131 [129–131]	134–137 [131–134]	[135–136]	–	
CO <sub>2</sub> emissions (xDrive)	g/km	164–167 [154–156]	–	–	–	–	[142–143]	[148–149]	
Tank capacity, approx.	l	60	60	60	57	57	57	57	57

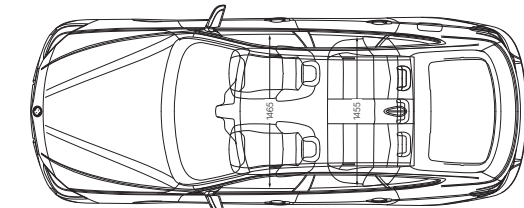

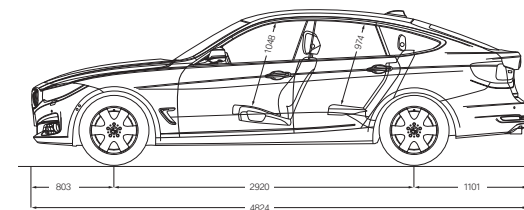

		320i 320i xDrive	328i	335i	318d	320d	325d	330d 330d xDrive	335d xDrive
--	--	---------------------	------	------	------	------	------	---------------------	-------------

**Wheels**

Tyre dimensions		225/50 R18	225/50 R18	225/50 R18	225/50 R18	225/50 R18	225/50 R18	225/50 R18	225/50 R18
Wheel dimensions		8J x 18	8J x 18	8J x 18	8J x 18	8J x 18	8J x 18	8J x 18	8J x 18
Material		Light alloy	Light alloy	Light alloy	Light alloy	Light alloy	Light alloy	Light alloy	Light alloy

**Electrical system**

Battery capacity	Ah	90	90	90	90	90	90	90	90
Alternator output	A	170	170	170	175	175	–	180	180
	W	2380	2380	2380	2450	2450	–	2520	2520



All dimensions in the technical drawings are given in millimetres. Luggage compartment capacity approx. 520 litres. Figures in [ ] refer to vehicles with eight-speed automatic transmission.

<sup>1</sup> The figure quoted includes a 90% full tank, 68kg for the driver and 7kg for luggage. Unladen weight applies to vehicles with standard equipment. Optional equipment will increase this figure.

<sup>2</sup> The actual overall trailer weight may not exceed the max. permitted trailer load, while taking into account the max. permitted tow bar download.

<sup>3</sup> BMW recommends the use of RON 95 super unleaded petrol. Unleaded fuels RON 91 and higher with a maximum ethanol percentage of 10% may also be used. Output and fuel consumption figures apply to RON 98 fuel.

<sup>4</sup> The BMW 3 Series Gran Turismo engines comply with EU6 emissions standard. Please contact your local BMW Dealer for further information. Fuel consumption figures are determined according to the ECE driving cycle, which consists of approximately one-third urban traffic and two-thirds extra-urban driving (based on the distance covered). CO<sub>2</sub> emissions are measured in addition to fuel consumption.

<sup>5</sup> Fuel consumption and CO<sub>2</sub> emissions are affected by the selected wheel and tyre sizes. Please consult your BMW Dealer for more detailed information.

<sup>6</sup> Electronically limited.

**Condition Based Service.** A key feature in most BMW models, Condition Based Service (CBS) signals an innovative leap forward in BMW Service diagnostic technology. The way it works is simple. CBS uses sensors to constantly monitor the areas of your BMW that are subjected to wear and tear. Based on the results of the data, CBS decides the extent to which servicing is necessary. This information is then stored in your vehicle's key. Using a KeyReader, BMW Service staff can download information to provide an accurate analysis of your vehicle. This means your BMW goes for a service only when it needs to, saving you an immeasurable amount of both time and money.

**Service Intelligence.** BMW Approved Technicians are experts in the use of diagnostic equipment, which quickly identifies if and why the vehicle is running at anything less than peak efficiency. This leads to rapid identification and rectification.

**Service Assurance.** For additional peace of mind, take comfort in the fact that every new BMW is covered by a three-year warranty<sup>3</sup> that includes BMW Emergency Service throughout Europe. For more information on BMW Service, please contact your local BMW Dealer, BMW Service Authorised Workshop or visit [www.bmw.co.uk/service](http://www.bmw.co.uk/service) or [www.bmw.ie](http://www.bmw.ie)



## TAILORED FOR YOUR VEHICLE. BMW SERVICE.



**BMW Service Inclusive.** Wouldn't it be good to know your comprehensive servicing costs in advance? Well, that's exactly what BMW Service Inclusive<sup>1</sup> provides and for a low one-off payment.

BMW Service Inclusive<sup>1</sup> lasts for 5 years or 50,000 miles (whichever occurs first) and covers all your vehicle's comprehensive servicing requirements. Alternatively you can choose BMW Service Inclusive<sup>1</sup> Plus, which in addition to servicing also covers maintenance items such as brake pads, brake discs and windscreen wipers. And whenever servicing and maintenance work is carried out on your BMW, you can be sure that it will only be done by fully qualified BMW Service Approved Technicians at one of over 150 BMW Service Authorised Workshops around the country. Furthermore, only Genuine BMW Parts are used – each covered by a two year warranty.

BMW Service Inclusive and Service Inclusive Plus are transferable to subsequent owners within the time and mileage period, which can enhance the resale value of your car.<sup>2</sup>

<sup>1</sup> Service Inclusive and Service Inclusive Plus are available as cost options. Terms and conditions apply, for full details speak to your dealer or visit

[www.bmw.co.uk/serviceinclusive](http://www.bmw.co.uk/serviceinclusive)

<sup>2</sup> For further information, please contact your local BMW Dealer.

<sup>3</sup> Every new BMW registered within the Republic of Ireland is covered by a two-year manufacturer's warranty – for details, please contact your local BMW Dealer.



**BMW ConnectedDrive Services** function using the built-in BMW SIM card to provide telematic and online services that are fully integrated into your BMW vehicle. All services require connection to a UK mobile network. Some services are available in other European countries. The range of ConnectedDrive Services that are available depends on the specification of the vehicle. The service duration varies depending on the ConnectedDrive Service.

For further information on BMW ConnectedDrive Services and terms and conditions please visit [www.bmw.co.uk/connecteddrive-information](http://www.bmw.co.uk/connecteddrive-information)



**BMW Emergency Service.** BMW Emergency Service is the only roadside and assistance programme designed specifically for BMW vehicles offering an exceptional range of benefits and services. It is available 24 hours a day, 7 days a week and utilises a dedicated fleet of BMW Approved Technicians, equipped with Genuine Parts and tools, ensuring that you and your vehicle receive the best possible care in the event of any motoring emergency. This tailor-made programme has been specifically designed to meet the needs of BMW drivers travelling in the UK, Republic of Ireland and Continental Europe giving complete reassurance and peace of mind. Every new BMW is covered for three years.



**BMW Financial Services.** BMW Financial Services offers a range of solutions designed to help you drive the BMW of your choice. All our products offer you the flexibility to customise your finance, making driving away a BMW a reality. After all, who knows more about financing your BMW than BMW.

If you would like more information, visit [www.bmwfs.co.uk](http://www.bmwfs.co.uk). Here, you will also find details of our comprehensive range of products engineered for every eventuality.

You can view all of our current offers at the touch of a button using the BMW Financial Services Offers App. Download it now for free.



**BMW FINANCIAL SERVICES.**

Finance is subject to status and available to over 18's in the UK only (not the Channel Islands or the Isle of Man). Guarantees and indemnities may be required. Advertised finance is provided by BMW Financial Services, Bartley Way, Hook, Hampshire RG27 9UF.



**BMW Magazine.** Every new BMW customer receives a complimentary subscription to BMW Magazine. This publication features all the latest news and developments from BMW, together with a variety of driving and lifestyle features.

**BMW News.** To ensure you're one of the first to hear the latest BMW news and developments, BMW UK offer an email programme. Sign-up at [www.bmw.co.uk/newsletter](http://www.bmw.co.uk/newsletter)



**BMW World, an iconic building in the Munich skyline.** The BMW World is a true brand experience where it's possible to marvel at the historic BMWs in the museum, learn about our engineers' newest innovations and take a tour of the plant to experience with your own eyes the cutting-edge and exacting methods used to create a BMW.

## SHAPING THE FUTURE – RESPONSIBLY.

The BMW Group has been ranked the most sustainable automotive company worldwide in the Dow Jones Sustainability Index for the sixth time in a row. Sustainability is an integral part of our value chain: from the development of efficiency and alternative vehicle concepts to environmentally-friendly production processes and recycling. Our research and development philosophy BMW EfficientDynamics delivers tangible benefits to customers, our climate and the environment. This is reflected in the reduction of CO<sub>2</sub> emissions by around 30% since 1995 within our European fleet of new cars.

Because vehicle manufacturing requires a lot of water, we have developed intelligent circulation systems for our plants to recycle it as often as possible. We have already achieved our goal of zero waste water production at our engine plant in Steyr where, in 2008, 733,500 engines were manufactured without any waste water.

Sustainability is a key concern for the BMW Group. This is why we rely primarily on environmentally friendly means of transportation such as rail and ships. For instance, we cover approximately 15.8 billion tonne-kilometres annually transporting materials and new vehicles and 79%

of the entire volume is conveyed by sea. This eases the burden on roads and the environment. The BMW Group is always looking to the future, so your BMW is part of an extensive recycling concept where every vehicle can be recycled easily and economically. To hand back your end-of-life vehicle, please contact your BMW Dealer. Further information is available at:

[www.bmw.com/recycling](http://www.bmw.com/recycling)  
[www.bmw.co.uk/EfficientDynamics](http://www.bmw.co.uk/EfficientDynamics)

More about BMW



The Ultimate  
Driving Machine

[www.bmw.co.uk](http://www.bmw.co.uk)  
[www.bmw.ie](http://www.bmw.ie)



The models illustrated in this brochure show the specifications of vehicles produced by BMW AG for the German market. In part, they include optional equipment and accessories not fitted as standard. According to the specific requirements of the markets of other European Union member states, alterations in models, standard and optional equipment, as described in this brochure, may occur. For more precise information about country-specific vehicle versions, please contact your local BMW Dealer. Subject to change in design and equipment.  
Part number 94 23 1 143 400. March 2014.  
© BMW AG, Munich/Germany. Not to be reproduced wholly or in part without written permission of BMW AG, Munich.

BMW recommends  **EDGE**

