

The BMW 5 Series
Saloon

www.bmw.co.uk
www.bmw.ie



The Ultimate
Driving Machine



THE BMW 5 SERIES SALOON.

BMW EfficientDynamics
Less emissions. More driving pleasure.

**A PICTURE WORTH
A THOUSAND WORDS.**





The BMW 5 Series Saloon

PASSION FOR PRECISION.

- 06 **Exterior**
Aesthetic perfection.
- 16 **Interior**
Comfort at the highest level.
- 20 **BMW EfficientDynamics**
Takes little, gives a lot.

Technology

INNOVATION IN MOTION.

- 22 **BMW ConnectedDrive**
So connected, you're free.
- 26 **BMW EfficientDynamics**
The technology package for reduced fuel consumption and emissions.
- 28 **Engines**
The new generation of petrol and diesel powerplants.
- 30 **BMW ActiveHybrid 5**
Intelligent energy management at a new peak.
- 32 **Chassis and safety**
Innovation designed for driving pleasure.

Equipment

AS INDIVIDUAL AS YOUR IMAGINATION.

- 36 **The BMW 5 Series SE Saloon**
- 38 **Modern**
- 40 **Luxury**
- 42 **M Sport**
- 44 **BMW Individual**
- 46 **Colours, upholstery and interior trims**
- 54 **Standard / Optional equipment**
- 65 **Genuine BMW Accessories**
Versatile and individual.

Overview

THE ENTIRE RANGE AT A GLANCE.

- 66 **Technical data and information on fuel consumption and CO₂ emissions**
- 68 **BMW Service and BMW Brand highlights**
Exclusive offers for BMW customers.

www.bmw.co.uk
www.bmw.ie

Editorial

EVERY MOMENT IS PERFECTION.

Achieving the best possible results, has always been the objective of BMW 5 Series Saloon. This is what makes it so much more than a straightforward executive vehicle. Whatever the discipline, this car exudes composure and strength of character. Be it design, handling, interior comfort or functionality, the BMW 5 Series Saloon is perfect for anyone who expects more than a stylish appearance from their saloon.

The attributes: sportiness, elegance, commanding poise – and, of course, a pioneering outlook. This is convincingly demonstrated by a host of technological innovations from BMW ConnectedDrive.

This BMW 5 Series Saloon is the best BMW 5 Series ever – a vehicle in which perfection is a given. And you don't just feel this on the drive to the office. You feel it on every journey. And every mile.

www.bmw.co.uk/5seriesSaloon

Equipment of the vehicle shown: BMW 535i Luxury Saloon.

Engine: BMW TwinPower Turbo six-cylinder in-line petrol engine
Output: 306hp (225kW)
Wheels: 19" light alloy Multi-spoke style 455
Exterior colour: Glacier Silver metallic
Upholstery: Exclusive Nappa leather in Mocha with Exclusive stitching
Interior trim: Fineline Anthracite wood



www.facebook.com/bmwuk
www.facebook.com/bmwireland



STRIKING FORM. PURPOSEFUL LOOK.

The high standards of the BMW 5 Series Saloon are clear, from front to rear. The charismatic face of the car immediately draws your attention with its optional Adaptive LED Headlights and more acutely angled kidney grille. To the rear, the updated taillight design expresses style with self-assurance. With characteristic L shape form, they integrate perfectly within the rear profile and redesigned bumper, whilst complementing the overall aesthetic.



**DYNAMISM YOU CAN SEE.
PRECISION YOU CAN FEEL.**



**BRINGS STYLE
TO EVERY STREET.**



**IT'S IMPOSSIBLE
TO LOOK AWAY.**



**AS FASCINATING
AS THE PANORAMA.**





ONE MORE TOUCH POINT.

The comfort offered by the BMW 5 Series Saloon is as impressive as the extensive range of functions from BMW ConnectedDrive. With the standard Bluetooth hands-free facility and USB audio interface, for instance, you can connect your smartphone to the vehicle and have your contact data conveniently to view in the Control Display. Typical driver orientation from BMW can be experienced, in every sense of the word, with the optional new iDrive Touch Controller (standard for Luxury and ActiveHybrid 5 models). This clever tool enables handwritten entry of information into the optional BMW Professional Multimedia Navigation system. Furthermore, the interior design is entirely down to you. By choosing SE, Modern, Luxury or M Sport, the interior of the BMW 5 Series Saloon can be altered to suit your own tastes. That means even more distinctive character for the interior.



**WELCOME TO
BUSINESS CLASS.**



DISCOVER NEW EFFICIENCY.

With the BMW 535i Luxury Saloon, the BMW 5 Series is an object lesson in efficiency and dynamics. Considering the engine output of 306hp (225kW), the figures speak for themselves with a combined fuel consumption of 36.7–37.7mpg (7.5–7.7l/100km) and CO₂ emissions of 174–179g/km. Alternatively, the BMW C650 GT maxi-scooter provides freedom, independence with nimble handling and low fuel consumption which is exactly what's needed for life in town.

BMW ConnectedDrive So connected, you're free.



Our world is becoming more connected every day with instant access to information at anytime and anyplace. With your BMW being an integral part of your lifestyle we believe it's important that you can keep up to date from behind the wheel. BMW ConnectedDrive delivers intelligent solutions that allow you to remain connected whilst on the move.



Advanced driver assistance systems can connect you to the outside world so that you know exactly what is happening around you, premium traffic solutions ensure you are taking the most time efficient route whilst online services provide direct access to information about your current location or chosen destination. Today, driving enjoyment is derived as much from being informed and relaxed as it is from impressive performance and efficiency – discover how the comprehensive range of ConnectedDrive technologies can enhance the connected capabilities of your Ultimate Driving Machine.

For more information please visit:

www.bmw.co.uk/ConnectedDrive
www.bmw.ie/ConnectedDrive

BMW CONNECTED DRIVE SERVICES AND APPS.

Wherever your journey may lead, you can stay in touch with BMW ConnectedDrive Services. The range of innovative functions provide optimum integration between the driver, vehicle and the world outside - anytime, anywhere.



BMW EMERGENCY CALL.

Known as BMW eCall, this service provides a direct link to the local Emergency Services. You can summon help manually by simply pressing the SOS emergency call button to request for assistance. Additionally, if your vehicle is involved in a more serious accident an automatic emergency call is made, providing extra reassurance that if you cannot call for help, your BMW will on your behalf. With either the manual or the automatic emergency call, details of your vehicle and location will be sent directly to a Emergency Service Centre, so that immediate action can be taken and assistance dispatched without delay. BMW Emergency Calls are made using the integrated BMW SIM card so no mobile phone is required.



REAL TIME TRAFFIC INFORMATION (optional).

Provides a precise account of current traffic situations in real time. The information is presented on the Navigation map by using a colour coding system indicating the flow of traffic. Road networks are divided into distances as short as 500m for superior accuracy and dependency. Information is automatically updated every 3 minutes allowing the driver to monitor whether the traffic situation is improving or worsening. The system also recommends for or against alternative routes based on the potential time saving benefits. (Standard for Luxury and ActiveHybrid 5 models).



INFORMATION PLUS (optional).


At the push of a button local information is available wherever you may be. The service connects you to a BMW operator who will be able to quickly access the information you need. So whether you are looking for a nearby hotel, restaurant or simply can't find your way then support is conveniently on hand. Information can be sent directly to your BMW so that addresses can be transferred to your Navigation system. Information Plus calls are made using the integrated BMW SIM card so there is no need for a mobile phone and you can use the service as much as you like at no additional cost.

BMW CONNECTED DRIVE SERVICES AND APPS.



MOBILE OFFICE (optional).

With a compatible mobile device you can access a host of features, including your contact lists, text messages, calendar entries and emails directly through your Control Display using the iDrive controller. Details can even be read out to you with the text-to-speech function, and with Message Dictation (with BMW Professional Multimedia Navigation system) your spoken reply is converted into a text document that you can then send out. So you can make profitable use of your time behind the wheel, and remain focussed on what's most important: the road ahead.



BMW APPS (optional).

As part of BMW Online, users can download the free 'BMW Connected' iPhone application. This allows you to integrate a range of popular smartphone apps within your vehicle. Using the iDrive controller, you can select web radio stations from around the world, call up the latest status reports from your Facebook and Twitter accounts and view your iCalendar on the vehicle Control Display. (Standard for Luxury and ActiveHybrid 5 models).



BMW ONLINE SERVICES (optional).

With the internet-based services from BMW Online you can conveniently keep up to date with the latest news and sports headlines from the comfort of your BMW. You can plan ahead with Google™ send-to-car and a detailed five-day weather forecast. Search for accurate location-based information in a live online database and stay in touch with your emails using the BMW Online Office.

No mobile phone is required since access to BMW Online information is via the integrated BMW SIM card, so you can use the services as much as you like at no additional cost. (Standard for Luxury and ActiveHybrid 5 models).

BMW CONNECTED DRIVE DRIVER ASSISTANCE.

The comprehensive range of advanced driver assistance systems from BMW ConnectedDrive seamlessly integrate the driver into their immediate environment. Headlights, sensors, cameras and radars can combine to ensure the driver is fully informed about what is happening around them, delivering superior comfort and convenience as well as enhanced safety for both passengers and other road users.



PARK ASSIST (optional).

This driver assistance system makes parallel parking effortless. When activated, the system searches for an available parking space. When a suitable space has been identified, the Park Assist function automatically controls the steering, gear selection and speed to fully autonomously manoeuvre the vehicle into the space.



HEAD-UP DISPLAY (optional).

A full colour TFT display projects important driving information onto the windscreen, in your direct field of vision. The information that is displayed can be customised in the vehicle Settings and includes the current speed of travel, navigation instructions or telephone and music listings. This convenient display ensures that your eyes are always on the road ahead for a safer driving experience.



INTELLIGENT HEADLIGHTS (optional).

A tailored combination of advanced headlight technologies combine to ensure optimum illumination of the road ahead without glaring on-coming traffic or other road users. The independent beam distribution of Adaptive Headlights combine with High-beam Assistant. The intelligent system monitors the road ahead and controls the beam distribution of the headlights to improve visibility during night time and poor weather driving conditions. Whilst Xenon Headlights include bi-xenon and LED technology to enhance the visual styling appeal in all conditions.



BMW EfficientDynamics
Less emissions. More driving pleasure.

BMW EFFICIENT DYNAMICS – MAKING A LITTLE GO A LONG WAY.

BMW has long been at the forefront of the automotive industry in pursuing efficient driving technologies as part of our multi-award winning sustainability strategy. BMW EfficientDynamics represents a comprehensive package of innovative technologies for reducing fuel consumption and emissions – whilst simultaneously increasing driving dynamics. Through these innovations the BMW Group has been able to reduce the CO₂ emissions of its entire fleet by approximately 30% since 1995. Currently the majority of models produce less than 140g of CO₂ per kilometre or even less and more than two million BMW vehicles have already been equipped with EfficientDynamics technologies. BMW intends to achieve a further 25% reduction in CO₂ emissions by 2020. For the benefit of the environment and the enjoyment of the driver.

BMW EFFICIENT DYNAMICS INNOVATIONS IN THE BMW 5 SERIES SALOON AT A GLANCE.

Auto Start-Stop. Automatically switches off the engine when the vehicle is stationary and the driver de-clutches. As soon as you engage the clutch or take your foot off the brake, the engine immediately starts up again and your journey continues. And without any effort on your part, you've saved fuel and helped protect the environment.

BMW TwinPower Turbo technology. In petrol engines, this innovations package combines a TwinScroll turbocharger with VALVETRONIC, Double-VANOS and High-precision direct injection. In diesel engines, it combines Common-rail direct injection with Variable Vane Geometry. In this way, BMW TwinPower Turbo significantly reduces the fuel consumption of petrol and diesel engines – while at the same time improving power delivery across a range of engine speeds.

Brake Energy Regeneration. Now when you brake, you won't just be slowing yourself down, you'll be helping to keep your car moving. It sounds counter-intuitive, but whenever you apply the brakes or take your foot off the accelerator and coast, you recycle energy instead of wasting it. Brake Energy Regeneration then uses this energy to recharge the battery. In the process, it reduces the demand on your engine, means you consume less fuel and keeps down your CO₂ emissions.

Electric Power Steering. In comparison with conventional hydraulic steering systems, the electric power steering support only uses energy as needed to assist steering. When the steering wheel is static, for example when driving on a straight road, the electric motor is inactive.

Lightweight Engineering. To make each journey even more effortless, we've introduced lightweight materials (such as aluminium) to create lighter engines and bodywork across the BMW range. The new materials reduce drag, making the car more responsive. Engine and drive train components contain ultra-modern magnesium alloys. Up to 24% lighter, they improve the dynamics of the vehicle thanks to a balanced weight distribution between front and rear axle. And, of course, the lighter the car the less fuel you use and fewer CO₂ emissions you produce.

Optimum Shift Indicator. Changing gear at the right time can produce significant fuel savings. In BMW models with manual transmissions, the optimum gear shift indicator tells you which gear you should select to increase fuel efficiency. The display is conveniently positioned directly in your line of vision. Depending on your driving style, the system also recommends how to go up and down the gears more effectively.


Eight-speed automatic transmission. The close spacing of gear ratios in the eight-speed automatic transmission with Steptronic enables maximum use of the optimum rev range, lowering fuel consumption and enhancing shift comfort.

ECO PRO mode. This mode enables fuel consumption to be reduced by up to 20% depending on your individual driving style¹. For example, ECO PRO will advise the driver to accelerate less aggressively, the optional eight-speed automatic transmission shifts even faster to higher gears and the automatic air conditioning is subject to energy optimised settings.

¹Determined in an internal BMW fuel consumption survey.

EVERYTHING REVOLVES AROUND JOY. SEVERAL THOUSAND TIMES PER MINUTE.

Petrol engines. Power, refinement and superb revving ability are the hallmarks of every BMW engine. It follows, naturally, that the engines available for the BMW 5 Series are all in line with the BMW EfficientDynamics philosophy. The guiding objective is to deliver power to the road while reducing fuel consumption and CO₂ emissions to a minimum. So whatever engine you choose, you can be certain of complete driving pleasure – for all the right reasons.



BMW 550i.

The top of the range BMW TwinPower Turbo V8 engine combines two turbochargers with VALVETRONIC, Double-VANOS and High-precision direct injection. This delivers a full 650Nm of maximum torque between 2,000 and 4,500rpm. The engine, with its 449hp (330kW) accelerates the vehicle from 0 to 62mph in an impressive 4.6 seconds. And thanks to High-precision direct injection, fuel is used with the utmost efficiency.

BMW 535i.

The 3.0 litre BMW TwinPower Turbo in-line six-cylinder petrol engine combines VALVETRONIC, Double-VANOS and High-precision direct injection with a TwinScroll turbocharger. The intelligent innovations package delivers average fuel consumption of just 36.7–37.7mpg (7.5–7.7l/100km), CO₂ emissions of 174–179g/km and impressive performance values: 306hp (225kW), max. torque of 400Nm and acceleration from 0 to 62mph in only 5.7 seconds. Top speed is 155mph (250km/h).


BMW 528i.

The BMW TwinPower Turbo four-cylinder petrol engine offers its peak torque of 350Nm at an extremely low 1,250rpm. And, thanks to BMW TwinPower Turbo technology, which combines a TwinScroll turbocharger with VALVETRONIC, Double-VANOS and High-precision direct injection, the 245hp (180kW) powerplant accelerates the vehicle from 0 to 62mph in 6.2 seconds. Maximum speed is 155mph (250km/h), while average fuel consumption is 43.5–46.3mpg (6.1–6.5l/100km) and CO₂ emissions are 142–152g/km with standard automatic transmission.

BMW 520i.

The BMW TwinPower Turbo four-cylinder petrol engine, with its 2.0 litre capacity, deploys a TwinScroll turbocharger with VALVETRONIC, Double-VANOS and High-precision direct injection. This results in powerful character and, at the same time, high efficiency. Output of 184hp (135kW) and maximum torque of 270Nm enables acceleration from 0 to 62mph in 7.9 seconds and a top speed of 146mph (235km/h). With automatic transmission, top speed is 144mph (233km/h). Average fuel consumption is 41.5–47.1mpg (6.0–6.8l/100km) and CO₂ emissions are 139–159g.

Diesel engines. All BMW 5 Series diesel engines are equipped with BMW TwinPower Turbo technology and impress with their refined power and the highest efficiency. The latest Common-rail technology ensures running smoothness and fuel economy combined with immediate responsiveness and enormous revving ability. All variants feature lightweight aluminium design and, of course, are fitted with a maintenance-free particle filter as standard.



BMW 535d.

With its BMW TwinPower Turbo technology, the range-topping diesel combines Common-rail direct injection and two-stage turbocharging with Variable Vane Geometry. The in-line six-cylinder engine, which delivers its maximum torque of 630Nm at 1,500–2,500rpm and generates 313hp (230kW), appeals with its smooth running and extremely spontaneous responses. The other key facts on this engine: 0–62mph in 5.3 seconds, average fuel consumption of 50.4–52.3mpg (5.4–5.6l/100km).

BMW 530d.

The BMW TwinPower Turbo in-line six-cylinder diesel engine, with a 3.0 litre capacity, combines Common-rail direct injection and a turbocharger with Variable Vane Geometry. At just 4,000rpm, the engine develops 258hp (190kW) and impressive torque of 540Nm at 1,500rpm. The sprint from 0 to 62mph takes 5.8 seconds. Average fuel consumption is only 51.4–55.4mpg (5.1–5.5l/100km) and CO₂ emissions are a low 134–144g/km.

BMW 525d.

The BMW TwinPower Turbo four-cylinder diesel engine with its 2.0 litre capacity and 218hp (160kW) output combines Common-rail direct injection and two-stage turbocharging with Variable Vane Geometry. Maximum torque of 450Nm is reached at 1,500rpm. The BMW 525d reaches 62mph from a standing start in 7.0 seconds and top speed is 154mph (248km/h). With automatic transmission, the vehicle reaches 62mph in 6.9 seconds and has a top speed of 150mph (243km/h). Average consumption: 53.3–60.1mpg (4.7–5.3l/100km). CO₂ emissions: 129–139g/km, or 123–133g/km with automatic transmission.

BMW 520d.

The BMW TwinPower Turbo four-cylinder diesel engine generates an impressive 184hp (135kW) output from its 2.0 litre displacement. It combines Common-rail direct injection and a turbocharger with Variable Vane Geometry and, with its 380Nm of peak torque accessible between 1,750 and 2,750rpm, reaches the 62mph mark from a standstill in 8.1 seconds (7.9 seconds with automatic transmission). Top speed is 145mph (234km/h), or 143mph (231km/h) with automatic transmission. With either transmission, average fuel consumption is an efficient 57.6–62.8mpg (4.5–4.9l/100km) and CO₂ emissions are 119–129g/km.

BMW 518d.

The BMW TwinPower Turbo four-cylinder 2.0 litre diesel engine delivers its output of 143hp (105kW) and max torque of 360Nm flexibly and powerfully. This is due to Common-rail direct injection and a turbocharger with Variable Vane Geometry. As a result, the BMW travels from 0 to 62mph in 9.7 seconds and goes on to a top speed of 132mph (214km/h). With automatic transmission, the vehicle reaches 62mph in 9.6 seconds and has a top speed of 131mph (212km/h). This engine is also efficient, with standard and automatic transmissions consuming an average of only 57.6–62.8mpg (4.5–4.9l/100km) and emitting 119–129g/km of CO₂.

THE BMW ACTIVE HYBRID 5. THE MOST DYNAMIC WAY TO DRIVE A HYBRID.

Can a vehicle become more efficient while becoming increasingly dynamic at the same time? Yes it can. The BMW ActiveHybrid 5 delivers the proof. With its intelligent drive concept, the BMW ActiveHybrid 5 presents the next generation of BMW ActiveHybrid technology. The BMW ActiveHybrid 5, with its superior agility and unique design, also offers the perfect combination of sportiness and elegance. Purely electric driving for considerable distances, and even more intense acceleration thanks to the Boost function all ensure an entirely new driving experience. Indeed, developments in the BMW ActiveHybrid 5 signify another stride into the future for the entire BMW fleet by substantially reducing fuel consumption and CO₂ emissions – and improving driving pleasure. For a high system output of 306hp (225kW) the car consumes, on average, just 40.4–44.1mpg (6.4–7.0l/100km) and emits 149–163g of CO₂. In short, the BMW ActiveHybrid 5 is an outstanding example of how you can continue enjoying driving pleasure to the full well into the future.

Stationary cooling. With this innovative system, the BMW ActiveHybrid 5 can be cooled by the air conditioning several minutes before you get into the car. This is done by the electric climate compressor and without using a drop of fuel. Stationary cooling control can be activated conveniently via remote control.



Lithium-ion high-voltage battery. For maximum efficiency, the lithium-ion battery supplies enough energy to drive the BMW ActiveHybrid 5 solely electrically. This innovative battery is charged on every journey and is also linked to the Brake Energy Regeneration system as soon as you take your foot off the accelerator.

Performance Hybrid. The BMW TwinPower Turbo six-cylinder in-line petrol engine in combination with the electric motor in the BMW ActiveHybrid 5 ensures significantly reduced fuel consumption and maximum dynamism.

Eight-speed automatic transmission with Steptronic. Not only does this ensure fast gear changes without loss of traction, thanks to automatic coupling, this gearbox also regulates interaction between the combustion engine and electric motor. Additionally in combination with the Auto Start-Stop function, it makes a considerable contribution to reducing fuel consumption and emissions.



□ **2AU 18" light alloy Streamline style 364**, 8J x 18 with 245/45 R18 tyres. Innovative and aerodynamically optimised.



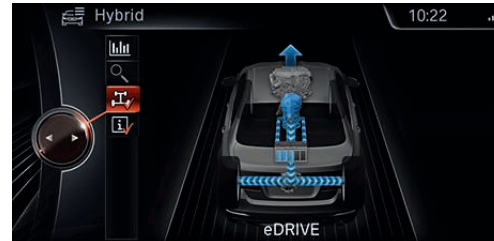
■ **ActiveHybrid 5 designation** on the C-pillar directly behind the Hofmeister kink, on the front door sills and, inside, on the aluminium trim of the centre console cupholder cover.




■ **Aluminium door sill finishers** with ActiveHybrid 5 designation mark the threshold to a particularly elegant and exquisitely finished interior.



■ **ActiveHybrid 5 designation** behind the Hofmeister kink identifies the model. The standard Chromeline exterior trim includes the side window frames and window recess finishers.



■ **Electric driving.** The 40kW output of the electric motor enables purely electric driving at a constant speed of 37mph (60km/h) for up to 2.4 miles.




■ **Boost function.** Enables particularly dynamic acceleration – during overtaking moves, for instance – by engaging the power of the electric motor to support the engine. A graphic in the Control Display shows that the electric motor boost function is active. The system draws on stored energy created by Brake Energy Regeneration.



THE BEST PLATFORM FOR DRIVING DYNAMICS. AN OUTSTANDING CHASSIS.

A wide range of innovative technology in the BMW 5 Series Saloon ensures that you thoroughly enjoy every journey. Many features are also intelligently networked, allowing you to experience maximum driving pleasure in the utmost safety – in every straight, every curve, every second.



Integral Active Steering. The optional Integral Active Steering combines rear-wheel drive steering with a variable steering-transmission ratio on the front axle. At up to 35mph (57km/h), the rear wheels turn in the opposite direction to the front wheels. This makes the wheelbase feel like it is shorter and thus improves manoeuvrability and agility. From about 35mph (57km/h), the rear wheels turn in the same direction as the front wheels. The resulting impression of a longer wheelbase enhances driving stability and comfort, which is particularly welcome when fast and abrupt lane changes are needed.

Adaptive Drive. The optional Adaptive Drive combines two active chassis and suspension control systems: Dynamic Drive and Variable Damper Control, allowing you to set up the dampers the way you prefer them. With Dynamic Drive, active stabilisers at the front and rear axles minimise vehicle movements. Bodyroll is significantly reduced, so your passengers arrive more relaxed or can even do some work on the way.

Variable Damper Control. Enables the driver to adjust the dampers to the relevant driving situation. Two core modes are available: 'Comfort' makes for a soft damper setting, enabling the car to absorb bumps in the road and minimising vehicle movement. 'Sport' on the other hand selects a stiffer suspension setting, enhancing driving pleasure on twisting roads.

Drive Performance Control, including ECO PRO mode. By pressing a button, you can adjust the driving characteristics of the BMW 5 Series Saloon according to your requirements. The system fine-tunes features such as accelerator response or steering assistance, enabling you to individualise the dynamic feel of your BMW. In conjunction with the optional chassis and suspension control systems Adaptive Drive and Variable Damper Control, the dampers can be fine-tuned as well, for maximum ride comfort.

Eight-speed Sport automatic transmission. Enables fast gear changes using the selector lever or gearshift paddles on the Sport leather steering wheel. The close spacing of the eight gears optimises acceleration, while also improving efficiency and shift comfort.

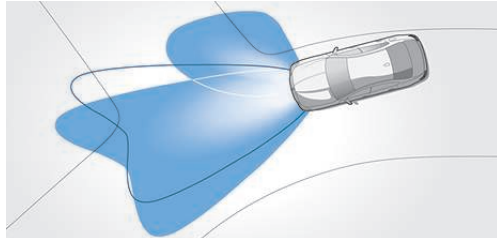
Dynamic Stability Control Plus (DSC+). Highly sensitive sensors track vehicle status on a permanent, practically real-time basis and optimise directional stability and traction as required, via engine and brake management interventions. This makes it easier to control the vehicle even in poor road conditions, enhancing both safety and driving pleasure.

Body rigidity. A comprehensive package of intelligent safety features in the BMW 5 Series Saloon is specifically designed to minimise the risk of accidents – and provide the reassurance that you are always well protected. High-strength multi-phase steel and aluminium enable a high degree of body rigidity and excellent crash resistance.

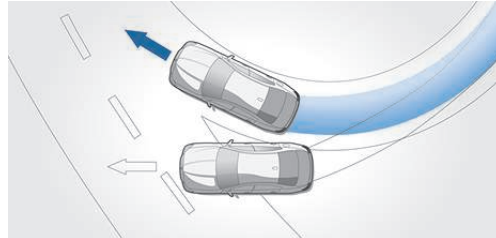
MORE SAFETY. MORE DRIVING PLEASURE.

The BMW 5 Series Saloon features advanced technologies on which you can always rely. Superior driving characteristics and innovative equipment come as standard in this car. As a driver, you will be supported by state-of-the-art technology able to give you maximum support in any situation, making you feel safe no matter what condition the roads are in.

www.bmw.co.uk/5seriesSaloon



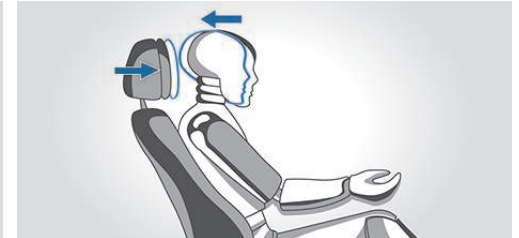
□ **524 Adaptive Headlights**, including cornering lights and High-beam Assistant, illuminate bends at greater distances by optimally adjusting the swivelling headlights as soon as the driver turns the steering wheel. To improve short-range visibility, the turning lights integrated into the foglights are automatically activated, even when the vehicle is at a standstill, as soon as the indicator is switched on or the steering wheel is turned.



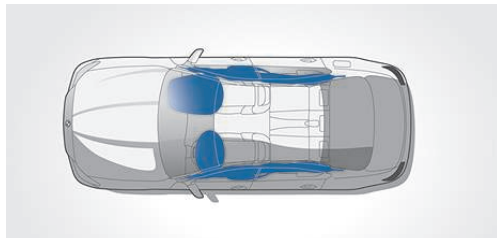
■ **Dynamic Stability Control+ (DSC+)**, including Cornering Brake Control (CBC), Hill-start Assistant, Brake Assist, Brake drying function and brake readiness. DSC is able to detect any slight skidding and stabilise the car within fractions of a second. Dynamic Traction Control (DTC) allows increased wheel slip to optimise acceleration in certain driving conditions and to enable more dynamic driving.



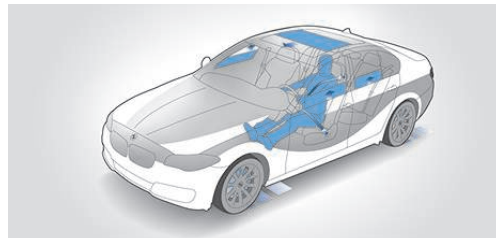
■ **BMW restraint system**, for driver and front passenger, comprises three-point seat belts, belt tensioners and belt-force limiters to ensure the most effective restraining effect in a collision. To avoid incorrect use, the rear seat belt buckles are coded.



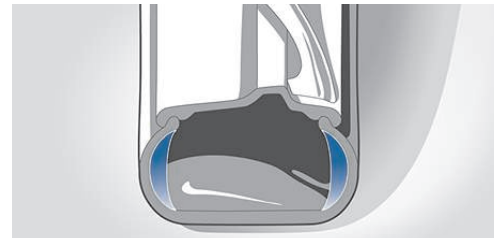
□ **Active front headrests**, move towards the head to provide essential support in the event of a collision. In this way, they help to prevent overstretching of the spine and minimise the risk of whiplash injury for the driver and front passenger (only in conjunction with Comfort seats).



■ **Airbags** are just one of the passive safety elements in your BMW that make up a perfectly coordinated system. Six airbags are installed for precise protection: driver and front passenger airbags, the head airbags (curtain) for front and rear as well as side airbags stowed in the seatbacks.

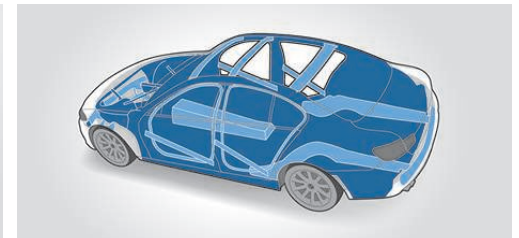


□ **5AL Dynamic Safety**, as part of the optional Active Security package, ensures all safety components are designed to complement each other perfectly. This includes six airbags provided as standard, for outstanding occupant protection. Dynamic Safety initiates protective measures for occupants if an accident situation is imminent by tensioning seatbelts, it also moves the seats to an optimal position (in conjunction with electric seat adjustment) and automatically closes open windows or the glass sunroof. Dynamic Safety also includes an attentiveness assistant.



■ **Run-flat tyres**. Reinforced side walls prevent the tyres from completely collapsing or loosening from the rim if the air pressure drops, helping you make it safely to the next repair shop.

■ **Tyre Pressure Monitoring**, warns the driver with a light in the cockpit when there is a slight drop in tyre pressure. When there is a large pressure drop, there is an additional acoustic warning.



■ **Passenger cell**. The system of members and nodes in the functional body structure combined with the strategic deployment of high-strength materials delivers maximum passive safety in front, side or rear crashes. Defined deformation zones mean that the body structure can absorb impact energy, increasing passenger protection.

THE BMW 5 SERIES SE SALOON.



The cockpit with its centre console inclined towards the driver demonstrates typical BMW driver orientation. The BMW Business Advanced Navigation system, BMW Professional radio and 6.5" flat-screen colour display are included as standard (10.2" standard for Active-Hybrid 5 SE). The optional Sport multi-function leather steering wheel provides excellent grip, while optional automatic

transmission allows significantly higher gearshifting and improved driving comfort (both shown above). Air conditioning, automatic with extended features (standard for all models except optional for 518d/520d models), and superb craftsmanship further enhances the interior ambience.



The BMW 5 Series Saloon comes with standard Dakota leather upholstery and Black, High-gloss interior trim. The BMW also offers plenty of storage space, including two cupholders in the centre console and compartments in the doors.



The BMW 5 Series Saloon comes with 17" light alloy V-spoke style 236 as standard (shown above). Shown below are optional 18" light alloy Star-spoke style 365.



The BMW 520i SE Saloon in optional Imperial Blue xirallic paint.

THE BMW 5 SERIES MODERN SALOON.

Interior equipment:

- Dakota leather upholstery with Exclusive stitching
- Door sill finishers, illuminated with BMW designation (excluding ActiveHybrid 5)
- Interior trim, Dark Pearl
- Remote control, including integrated key, in Oyster with inset in Matt Chrome
- Sport multi-function leather steering wheel, three-spoke
- Sport seats, front

Exterior equipment:

- 18" light alloy Turbine-spoke style 452 with run-flat tyres
- Exhaust tailpipes with Matt Chrome finisher
- Exterior B pillar and mirror base housing - Black, High-gloss
- Exterior door handles, illuminated with Chrome strip
- Exterior trim, Matt Aluminium
- Foglights, front LED
- Front air inlet with Matt Chrome finisher
- Kidney grille, Chrome fronted with Matt Chrome vertical side slats
- Rear bumper with Matt Chrome finisher



■ Remote control, including integrated key, in Oyster with inset in Matt Chrome



■ 2AX 18" light alloy Turbine-spoke style 452, 8J x 18 with 245/45 R18 run-flat tyres.



□ 2PY 19" light alloy Turbine-spoke style 453 with mixed run-flat tyres. Front: 8.5J x 19 with 245/40 R19 tyres. Rear: 9J x 19 with 275/35 R19 tyres.

The combination of natural and light colours with optional Comfort seats in Ivory White Exclusive Nappa leather upholstery with Exclusive stitching, and optional Finitione Light wood interior trim, creates an attractive and contemporary look.



The BMW 5 Series Modern Saloon in optional Jatoba metallic paint.

THE BMW 5 SERIES LUXURY SALOON.

Interior equipment:

- BMW ConnectedDrive Services comprising:
 - 20GB hard disc drive (HDD) memory
 - BMW Apps interface
 - BMW Online Services
 - iDrive Touch Controller with shortcut buttons
 - Navigation system - BMW Professional Multimedia
 - Real Time Traffic Information
 - Voice Control
- Dakota leather upholstery with Exclusive stitching
- Door sill finishers, illuminated with BMW designation (excluding ActiveHybrid 5)
- Interior trim, Fineline Anthracite wood
- Remote control, including integrated key, in Black with inset in Chrome
- Sport multi-function leather steering wheel, three-spoke

Exterior equipment:

- 18" light alloy Multi-spoke style 454 with run-flat tyres
- Exhaust tailpipes with Chrome finisher
- Exterior B pillar and mirror base housing - Black, High-gloss
- Exterior door handles, illuminated with Chrome strip
- Exterior trim, Chromeline
- Foglights, front LED
- Front air inlet with Chrome finisher
- Kidney grille, Chrome plated
- Rear bumper with Chrome finisher



The combination of optional Sport seats upholstered in Venetian Beige Dakota leather and optional Ash-grain wood with inlay, High-gloss interior trim gives the interior a particularly refined ambience.



■ Remote control, including integrated key, in Black with inset in Chrome.



■ 2W1 18" light alloy Multi-spoke style 454, 8J x 18 with 245/45 R18 run-flat tyres.



□ 2W4 19" light alloy Multi-spoke style 455 with mixed run-flat tyres. Front: 8.5J x 19 with 245/40 R19 tyres. Rear: 9J x 19 with 275/35 R19 tyres.



The BMW 5 Series Luxury Saloon with optional Sophisto Grey xiralic paint.

THE 5 SERIES M SPORT SALOON.

Interior equipment:

- Door sill finishers with M designation (excluding ActiveHybrid 5)
- Headlining, Anthracite
- Interior trim, Aluminium Hexagon
- M Sport multi-function leather steering wheel, three-spoke
- Sport seats, front

Exterior equipment:

- 18" light alloy M Double-spoke style 613 M with run-flat tyres
- Bumper insert, rear, Dark Chrome
- Exhaust tailpipes - Dark Chrome
- Exterior trim, High-gloss Shadowline
- Foglights, front LED
- M aerodynamic bodystyling
- M designation on front side panels, left and right
- M Sport suspension (excluding ActiveHybrid 5)

M Sport Plus package (optional):

- 19" light alloy M Double-spoke style 351M with run-flat tyres
- Loudspeaker system - harman/kardon
- M rear spoiler
- Sun protection glass



Athletic interior design with M Sport multi-function leather steering wheel, Sport seats in Black Dakota leather upholstery and Aluminium Hexagon interior trim, all come as standard on the BMW 5 Series M Sport Saloon.



■ A sporty entrance: door sill finishers in aluminium with M designation front and rear.



■ 2V4 18" light alloy M Double-spoke style 613 M with mixed, run-flat tyres. Front: 8J x 18 with 245/45 R18 tyres. Rear: 9J x 18 with 275/40 R18 tyres.



□ 2ND 19" light alloy M Double-spoke style 351 M with mixed run-flat tyres. Front: 8.5J x 19 with 245/40 R19 tyres. Rear: 9J x 19 275/35 R19 tyres. (Standard with M Sport Plus package).



The BMW 5 Series M Sport Saloon in optional Carbon Black metallic paint which is exclusive to M Sport models.



BMW Individual. The most exclusive way to drive a BMW.

Uniqueness of character is revealed in every detail – the essence of true exclusivity. Give full expression to your pursuit of perfection.

□ Convincing, inside and out. BMW Individual sets the tone. It starts with the BMW Individual Frozen Dark Blue metallic paint. The designers of this special colour found inspiration in the clarity of icy polar nights and the result is a cool beauty that gives Frozen Dark Blue metallic an unmistakable aura. Its matt, deep-blue surface also presents the powerful design language of the BMW 5 Series Saloon to its very best effect. And it proves one thing – true luxury is revealed in elegant restraint.

The sense of elegance is also evident inside the vehicle. Here, the lighter shades of the BMW Individual Extended Merino leather upholstery in Cashmere Beige and the BMW Individual Light Sen wood, High-gloss interior trim open the eyes to a spacious interior flooded with light. The BMW Individual Extended Merino leather appeals, primarily, in two ways: through its velvet-smooth appearance and its exceptional softness. Both values are due to the unique origins of the leather. Even in the material selection process, the most meticulous standards are applied. The Merino leather, in its most natural condition, then

undergoes the elaborate process of barrel pigmentation and perfect craftsmanship to ensure a smooth, open-pored structure and unmistakable softness. This is exclusivity in its most natural state. And with a fascinating spectrum of colours available, from Silk Grey to Amaro Brown, the choice is yours. BMW Individual in the BMW 5 Series Saloon. As unique as you are.



Experience BMW Individual
interactively with the
BMW Individual iPad App.

Shown right: BMW Individual
Extended Merino leather
upholstery in Cashmere Beige,
BMW Individual Light Sen wood,
High-gloss interior trim, and
BMW Individual Sport leather
steering wheel with inlay.



BMW Individual Frozen Dark Blue metallic paint.



BMW Individual Extended Merino leather in Cashmere Beige, Amaro Brown, Champagne, Silk Grey, Platinum and Nutmeg (top to bottom).














BMW Individual paint finish
Frozen Dark Blue metallic.







Shown below: BMW Individual Full Merino leather upholstery and Instrument panel in Cashmere Beige, BMW Individual Light Sen wood, High-gloss interior trim, and BMW Individual Sport leather steering wheel with inlay.







Exterior colours.

		
<input checked="" type="checkbox"/> 300 Alpine White Non-metallic	<input type="checkbox"/> A72 Cashmere Silver Metallic ¹	<input type="checkbox"/> A83 Glacier Silver Metallic
		
<input checked="" type="checkbox"/> 668 Jet Black Non-metallic	<input type="checkbox"/> A52 Space Grey Metallic	<input type="checkbox"/> B64 Callisto Grey Metallic ¹
		
<input type="checkbox"/> 475 Black Sapphire Metallic ¹	<input type="checkbox"/> A90 Sophisto Grey Xirallic	<input type="checkbox"/> B65 Jatoba Metallic ¹
		
<input type="checkbox"/> 416 Carbon Black Metallic ²	<input type="checkbox"/> A89 Imperial Blue Xirallic	<input type="checkbox"/> A96 Mineral White Metallic ¹
		
		<input type="checkbox"/> B40 Liquid Blue Metallic ¹




Upholstery colours. SE.


<input checked="" type="checkbox"/> LCSW Black Dakota leather

<input checked="" type="checkbox"/> LCDF Venetian Beige Dakota leather

<input checked="" type="checkbox"/> LCEZ Cinammon Brown Dakota leather

<input checked="" type="checkbox"/> LCOX Oyster with Exclusive stitching Dakota leather







Interior trims. SE.


<input checked="" type="checkbox"/> 4AT Black , High-gloss

<input type="checkbox"/> 4B9 Fine Brushed Aluminium

<input type="checkbox"/> 4BN Dark Ash-grain wood , High-gloss

<input type="checkbox"/> 4CE Finline Anthracite wood







Interior colours.


<input type="checkbox"/> Black

<input type="checkbox"/> Venetian Beige

<input type="checkbox"/> Oyster ³




BMW Individual exterior colours.


<input type="checkbox"/> BMW Individual

<input type="checkbox"/> X04 Moonstone Metallic

<input type="checkbox"/> S34 Azurite Black Metallic

<input type="checkbox"/> X02 Citrine Black Metallic

<input type="checkbox"/> X08 Champagne Quartz Metallic

<input type="checkbox"/> X13 Pyrite Brown Metallic

BMW Individual upholstery colours.


<input type="checkbox"/> ZAC8 Platinum Extended Merino leather ⁴

<input type="checkbox"/> ZAP5 Amaro Brown Extended Merino leather ⁴

<input type="checkbox"/> ZAP6 Champagne Extended Merino leather ⁴

<input type="checkbox"/> ZAP7 Silk Grey Extended Merino leather ⁴

<input type="checkbox"/> ZAKO/ZAKS Cashmere Beige Extended Merino leather ^{4,5}

<input type="checkbox"/> ZAML Nutmeg Extended Merino leather ⁴

BMW Individual interior trims.



<input type="checkbox"/> XE5 Auburn Sycamore wood , High-gloss

<input type="checkbox"/> XEW Light Sen wood , High-gloss

<input type="checkbox"/> XE7 Piano Black

Please note that, over time, even correct use can lead to unrecoverable upholstery damage. This can be caused, in particular, by non-colourfast clothing.

¹ Not available for M Sport models.
² Only available for M Sport models.
³ Only available for Modern models.
⁴ BMW Individual Extended Merino leather equipment includes front and rear seats including headrests, rear of seat backrests,

inserts in door panels, centre console including armrest and the lower part of the instrument panel.
⁵ ZAKO Cashmere Beige with Dark Oyster colour world for Modern models only. ZAKS Cashmere Beige with Black colour world available on all models.


Upholstery colours. Modern.



■ **LCLZ Black with Exclusive stitching**
Exclusive Nappa leather



■ **LCOT Oyster with Exclusive stitching**
Dakota leather¹



■ **LCOU Oyster with Exclusive stitching**
Dakota leather²



□ **LZLZ Black with Exclusive stitching**
Dakota leather




□ **LZEU Ivory White with Exclusive stitching**
Exclusive Nappa leather¹



□ **LZEO Ivory White with Exclusive stitching**
Exclusive Nappa leather²


Upholstery colours. Luxury.



■ **LCLZ Black with Exclusive stitching**
Dakota leather



■ **LCLY Venetian Beige with Exclusive stitching**
Dakota leather



■ **LCOX Oyster with Exclusive stitching**
Dakota leather



□ **LZMW Mocha with Exclusive stitching**
Exclusive Nappa leather




□ **LZET Ivory White with Exclusive stitching**
Exclusive Nappa leather




□ **LZLZ Black with Exclusive stitching**
Dakota leather

Upholstery colours. M Sport.



□ **AZAT Black**
Grey Shadow Cloth/Alcantara


Upholstery colours. M Sport.



■ **LCLZ Black with Exclusive stitching**
Dakota leather



■ **LCLY Venetian Beige with Exclusive stitching**
Dakota leather




■ **LCOX Oyster with Exclusive stitching**
Dakota leather




■ **LCSW Black**
Dakota leather



■ **LCDF Venetian Beige**
Dakota leather




■ **LCEZ Cinammon Brown**
Dakota leather



□ **LZMW Mocha with Exclusive stitching**
Exclusive Nappa leather



□ **LZET Ivory White with Exclusive stitching**
Exclusive Nappa leather



□ **LZLZ Black with Exclusive stitching**
Exclusive Nappa leather

Interior trims. Modern.



■ 4DZ Dark Pearl



□ 4CK Finesline Light wood



□ 4EF Aluminium Mesh



□ 4EH Black, High-gloss



□ 4B9 Fine Brushed Aluminium



□ 4BN Dark Ash-grain wood, High-gloss



□ 4CE Finesline Anthracite wood

Interior trims. Luxury.



■ 4CE Finesline Anthracite wood



□ 4CT Ash-grain wood with inlay, High-gloss




□ 4B9 Fine Brushed Aluminium



□ 4BN Dark Ash-grain wood, High-gloss

Interior trims. M Sport.



■ 4MR Aluminium Hexagon



□ 4CE Finesline Anthracite wood



□ 4B9 Fine Brushed Aluminium



□ 4BN Dark Ash-grain wood, High-gloss

¹ Upper part of instrument panel, steering wheel and door trim in Black.
² Upper part of instrument panel, steering wheel and door trim in Dark Oyster.

Please note that, over time, even correct use can lead to unrecoverable upholstery damage. This can be caused, in particular, by non-colourfast clothing.

These pages show the colours and materials available for the BMW 5 Series Saloon. Use them to identify your favourite colours or compare various combinations. These colour samples are meant to give a first impression of paints and materials. Experience has shown, however, that printed versions of paint, upholstery colours and interior trims cannot in all cases faithfully reproduce the appearance of the originals. We therefore recommend that you consult your BMW Dealer on your preferred colour choices. They will be happy to show you samples and assist with any requests.

Combinations.

	BMW upholsteries. SE.										BMW upholsteries. Modern.																			
	Dakota leather					BMW Individual Extended Merino leather					Dakota leather					Exclusive Nappa leather					BMW Individual Extended Merino leather									
Standard seats	•	•	•	•	•	•	•	•	•	•	•	•	•	•	•	•	•	•	•	•	•	•	•	•	•	•	•	•	•	•
Comfort seats	•	•	•	•	•	•	•	•	•	•	•	•	•	•	•	•	•	•	•	•	•	•	•	•	•	•	•	•	•	•
Sport seats	•	•	•	•	•	•	•	•	•	•	•	•	•	•	•	•	•	•	•	•	•	•	•	•	•	•	•	•	•	•
Upholstery colours	Black	Venetian Beige	Cinnamon Brown	Oyster with Exclusive stitching	Platinum	Amaro Brown	Champagne	Silk Grey	Cashmere Beige	Nutmeg	Black with Exclusive stitching	Oyster with Exclusive stitching	Oyster with Exclusive stitching	Black with Exclusive stitching	Black with Exclusive stitching	Ivory White with Exclusive stitching	Ivory White with Exclusive stitching	Platinum	Amaro Brown	Champagne	Silk Grey	Cashmere Beige	Cashmere Beige	Nutmeg						
Interior colours	Black	Venetian Beige	Black	Black	Black	Black	Black	Black	Black	Black	Black	Oyster/Dark Oyster	Oyster/Black	Black	Black	Oyster/Dark Oyster	Oyster/Black	Black	Black	Black	Black	Oyster/Dark Oyster	Black	Black						
BMW exterior colours																														
300 Alpine White, non-metallic	•	•	•	•	•	•	•	•	•	•	•	•	•	•	•	•	•	•	•	•	•	•	•	•	•					
668 Jet Black, non-metallic	•	•	•	•	•	•	•	•	•	•	•	•	•	•	•	•	•	•	•	•	•	•	•	•	•					
475 Black Sapphire, metallic	•	•	•	•	•	•	•	•	•	•	•	•	•	•	•	•	•	•	•	•	•	•	•	•	•					
416 Carbon Black, metallic	•	•	•	•	•	•	•	•	•	•	•	•	•	•	•	•	•	•	•	•	•	•	•	•	•					
A72 Cashmere Silver, metallic	•	•	•	•	•	•	•	•	•	•	•	•	•	•	•	•	•	•	•	•	•	•	•	•	•					
A52 Space Grey, metallic	•	•	•	•	•	•	•	•	•	•	•	•	•	•	•	•	•	•	•	•	•	•	•	•	•					
A90 Sophisto Grey, xirallic	•	•	•	•	•	•	•	•	•	•	•	•	•	•	•	•	•	•	•	•	•	•	•	•	•					
A89 Imperial Blue, xirallic	•	•	•	•	•	•	•	•	•	•	•	•	•	•	•	•	•	•	•	•	•	•	•	•	•					
A83 Glacier Silver, metallic	•	•	•	•	•	•	•	•	•	•	•	•	•	•	•	•	•	•	•	•	•	•	•	•	•					
B84 Callisto Grey, metallic	•	•	•	•	•	•	•	•	•	•	•	•	•	•	•	•	•	•	•	•	•	•	•	•	•					
B65 Jatoba, metallic	•	•	•	•	•	•	•	•	•	•	•	•	•	•	•	•	•	•	•	•	•	•	•	•	•					
A96 Mineral White, metallic	•	•	•	•	•	•	•	•	•	•	•	•	•	•	•	•	•	•	•	•	•	•	•	•	•					
B40 Liquid Blue, metallic	•	•	•	•	•	•	•	•	•	•	•	•	•	•	•	•	•	•	•	•	•	•	•	•	•					
BMW Individual exterior colours																														
X04 Moonstone, metallic	•	•	•	•	•	•	•	•	•	•	•	•	•	•	•	•	•	•	•	•	•	•	•	•	•					
S34 Azurite Black, metallic	•	•	•	•	•	•	•	•	•	•	•	•	•	•	•	•	•	•	•	•	•	•	•	•	•					
X02 Citrine Black, metallic	•	•	•	•	•	•	•	•	•	•	•	•	•	•	•	•	•	•	•	•	•	•	•	•	•					
X08 Champagne Quartz, metallic	•	•	•	•	•	•	•	•	•	•	•	•	•	•	•	•	•	•	•	•	•	•	•	•	•					
X13 Pyrite Brown, metallic	•	•	•	•	•	•	•	•	•	•	•	•	•	•	•	•	•	•	•	•	•	•	•	•	•					
SE interior trims																														
4A1 Black, High-gloss	•	•	•	•	•	•	•	•	•	•	•	•	•	•	•	•	•	•	•	•	•	•	•	•	•					
4B9 Fine Brushed Aluminium	•	•	•	•	•	•	•	•	•	•	•	•	•	•	•	•	•	•	•	•	•	•	•	•	•					
4B8 Dark Ash-grain wood, High-gloss	•	•	•	•	•	•	•	•	•	•	•	•	•	•	•	•	•	•	•	•	•	•	•	•	•					
4C5 Finesline Anthracite wood	•	•	•	•	•	•	•	•	•	•	•	•	•	•	•	•	•	•	•	•	•	•	•	•	•					
BMW Individual interior trims																														
XE5 Auburn Sycamore wood, High-gloss	•	•	•	•	•	•	•	•	•	•	•	•	•	•	•	•	•	•	•	•	•	•	•	•	•					
XEW Light Sen wood, High-gloss	•	•	•	•	•	•	•	•	•	•	•	•	•	•	•	•	•	•	•	•	•	•	•	•	•					
XE7 Piano Black	•	•	•	•	•	•	•	•	•	•	•	•	•	•	•	•	•	•	•	•	•	•	•	•	•					
Modern interior trims																														
4DZ Dark Pearl	•	•	•	•	•	•	•	•	•	•	•	•	•	•	•	•	•	•	•	•	•	•	•	•	•					
4CK Finesline Light wood	•	•	•	•	•	•	•	•	•	•	•	•	•	•	•	•	•	•	•	•	•	•	•	•	•					
4EF Aluminium Mesh	•	•	•	•	•	•	•	•	•	•	•	•	•	•	•	•	•	•	•	•	•	•	•	•	•					
4EH Black, High-gloss	•	•	•	•	•	•	•	•	•	•	•	•	•	•	•	•	•	•	•	•	•	•	•	•	•					
4B9 Fine Brushed Aluminium	•	•	•	•	•	•	•	•	•	•	•	•	•	•	•	•	•	•	•	•	•	•	•	•	•					
4B8 Dark Ash-grain wood, High-gloss	•	•	•	•	•	•	•	•	•	•	•	•	•	•	•	•	•	•	•	•	•	•	•	•	•					
4CE Finesline Anthracite wood	•	•	•	•	•	•	•	•	•	•	•	•	•	•	•	•	•	•	•	•	•	•	•	•	•					

Standard / Optional equipment.



□ **552 Adaptive LED Headlights**, with cornering lights and adaptive lights. Their bright colour approximates daylight for optimum illumination of the road, improved visibility and reduced tiredness when driving at night. The four LED light rings present an unmistakable look.

■ **Xenon Headlights**, for low and high beam, with automatic headlight range control and headlight wash system. LED accent lights provide much better illumination of the road ahead at night or in poor visibility. The four illuminated corona rings are used as daytime driving and side lights.



■ **Rear lights** are instantly recognisable, even at long distances, thanks to distinctive horizontal light strips.



■ **Exterior mirrors**, aspheric, heated with electric adjustment.

□ **430 Exterior mirrors, folding, automatically dimming.**



□ **5A1 LED Foglights, front.** The bright white light also increases safety when visibility is poor. (Standard on Modern, Luxury and M Sport models).



■ **Headlight wash**, ensures optimal illumination in all weathers. Headlights are automatically cleaned in parallel with the windscreen when the windscreen wash function is activated.



□ **3MB Exterior trim, Matt Aluminium**, features window side frames and window recess covers in Matt Aluminium. Additional details are finished in High-gloss Black: wing mirror surrounds, B-pillar trims and rear-door window guides.



□ **760 Exterior trim, High-gloss Shadowline**, front and rear side window trim, window recess covers front and rear, window guides on the rear doors and exterior mirror frames finished in High-gloss Black.




■ **Rain sensor with automatic headlight activation** ensures optimum visibility in the rain and the onset of darkness. The interval speed of the windscreen wipers is regulated according to rain intensity and switches on headlights when the light level drops.

□ **5AC High-beam Assistant**, continuously adjusts the high beam according to traffic for optimum illumination of the road.



□ **403 Glass sunroof**, with electric operation including slide and tilt mechanism.



■ **Exhaust tailpipes**, twin, Chrome for 520i/d, 528i, 518d, 525d, 530d. Exhaust tailpipes, single, left and right, Chrome for 535i/d and ActiveHybrid 5 (above).



■ **Exhaust tailpipes**, single, left and right, Chrome, quadrilateral for 550i.

Standard / Optional equipment.



2W3 17" light alloy Multi-spoke style 456, 8J x 17 with 225/55 R17 run-flat tyres.



2K1 17" light alloy V-spoke style 236, 8J x 17 with 225/55 R17 run-flat tyres.



2AN 17" light alloy Streamline style 363, 8J x 17 with 225/55 R17 run-flat tyres.



2K2 18" light alloy V-spoke style 328, 8J x 18 with 245/45 R18 run-flat tyres.



2AU 18" light alloy Streamline style 364, 8J x 18 with 245/45 R18 run-flat tyres.



2DN 18" light alloy Star-spoke style 365, with mixed, run-flat tyres. Front: 8J x 18 with 245/45 R18 tyres. Rear: 9J x 18 275/40 R18 tyres.



2K3 19" light alloy V-spoke style 331, with mixed run-flat tyres. Front: 8.5J x 19 with 245/40 R19 tyres. Rear: 9J x 19 with 275/35 R19 tyres.



2FB 19" light alloy V-spoke style 366 with mixed, run-flat tyres. Front: 8.5J x 19 with 245/40 R19 tyres. Rear: 9J x 19 with 275/35 R19 tyres.

Modern.



2AX 18" light alloy Turbine-spoke style 452, 8J x 18 with 245/45 R18 run-flat tyres.¹



2PY 19" light alloy Turbine-spoke style 453 with mixed, run-flat tyres. Front: 8.5J x 19 with 245/40 R19 tyres. Rear: 9J x 19 with 275/35 R19 tyres.¹

Luxury.



2W1 18" light alloy Multi-spoke style 454, 8J x 18 with 245/45 R18 run-flat tyres.¹



2W4 19" light alloy Multi-spoke style 455 with mixed, run-flat tyres. Front: 8.5J x 19 with 245/40 R19 tyres. Rear: 9J x 19 with 275/35 R19 tyres.¹

M Sport.



2V4 18" light alloy M Double-spoke style 613 M with mixed, run-flat tyres. Front: 8J x 18 with 245/45 R18 tyres. Rear: 9J x 18 with 275/40 R18 tyres.



2ND 19" light alloy M Double-spoke style 351 M with mixed, run-flat tyres. Front: 8.5J x 19 with 245/40 R19 tyres. Rear: 9J x 19 with 275/35 R19 tyres.



2MZ BMW Individual 19" light alloy V-spoke style 349 I with mixed, run-flat tyres. Front: 8.5J x 19 with 245/40 R19 tyres. Rear: 9J x 19 with 275/35 R19 tyres.

¹ Light Alloy Wheels 2K2, 2AU, 2DN, 2K3 and 2FB also optionally available on Modern and Luxury models.

Standard / Optional equipment.



■ **Multi-function leather steering wheel**, three-spoke.

□ **248 Steering wheel heating** is a particularly welcome comfort feature in winter. The steering wheel rim can be warmed up within seconds at the touch of a button.



■ **M Sport multi-function leather steering wheel**, including larger thumbrests and a thicker rim for better grip and a more sporty look. Gearshift paddles only in conjunction with Sport automatic transmission or automatic transmission with gearshift paddles. (Only available with M Sport models).



□ **255 Sport multi-function leather steering wheel**, Black, three-spoke, with Chrome inserts. (Standard with Modern and Luxury models).



□ **XL1 BMW Individual Sport leather steering wheel**, with wood inlay. (Not available for M Sport models).



■ **Six-speed manual transmission** enables a very sporty driving style with smooth, perfectly defined ratios for enjoyably precise, short-throw shifting. The closely spaced gearing – according to driving style – allows even more individual use.



□ **205 Eight-speed automatic transmission**. This provides significantly higher gearshifting and driving comfort thanks to closely defined gear ratios and minimised changes in engine speed at each transition. This also leads to a perceptible increase in dynamism and reduced fuel consumption. Additionally, a gear lever allows manual shifts. (Standard for 528i, 530d, 535i/d, 550i and ActiveHybrid 5 models).



□ **2TB Eight-speed Sport automatic transmission**, dynamic and sporty gear changes via the steering wheel paddles or selector lever. Also includes Launch Control. (Only with 525d, 528i, 530d, 535i/d, and 550i models).

□ **2TE Automatic transmission**, with electronic gear selection and Adaptive Transmission Control for dynamic and, at the same, efficient driving. Gearshifts can also be made manually via a dynamically designed selector lever or gearshift paddles on the steering wheel. (Only with 518d, 520i/d and ActiveHybrid 5 models).



■ **Drive Performance Control, including ECO PRO mode**. Allows you to select your desired mode at the touch of a button. In Comfort mode, the engine and transmission remain in their standard settings. ECO PRO mode is orientated towards efficiency, while Sport mode puts the focus on even more dynamic driving. The active setting is shown beneath the speedometer.



■ **Standard seats** for driver and front passenger, with electric adjustment for seat height and backrest angle. The driver's seat angle is also electrically adjustable. Fore and aft seat positioning and headrest heights are manually adjustable.

■ **Seat heating, front**, with three heating levels for seat surfaces and backrests.

□ **496 Seat heating, rear**.



□ **456 Comfort seats, front**, including anti-whiplash head restraints and electrical adjustment. The upper backrests, backrest width, thigh supports and headrest heights can all be adjusted. Lumbar support and memory function for driver and front passenger also included.

□ **455 Oscillating seat base function**, for driver and front passenger, ensures relaxed travel even on long journeys thanks to alternating up and down movement of the seat surface.

□ **453 Seat ventilation, front**, for a pleasantly cool seat temperature and noticeably more comfort.



□ **481 Sport seats, front, part-electric adjustment**, offer optimum lateral support. Seat height, backrest and seat angle are electrically adjustable. Thigh support is manually adjustable. (Standard for Modern and M Sport models).



□ **459 Seat adjustment - front, electric with driver memory**, allows electric adjustment of all seat parameters, and steering column. Memory function for driver's seat includes the setting of the exterior door mirrors. Shown here in conjunction with Comfort seats and Lumbar support. (Standard for 550i).

□ **488 Lumbar support**, for driver and front passenger, electrically adjustable for height and depth for an ergonomically perfect seating position.



□ **4UR Ambient interior lighting** in either BMW Classic Orange/Cold White LED. Provides illumination in areas including the front centre console, all door pockets and door panels, door openers, door sills, door exit areas and the exterior door handles. (Standard for all models except 518d/520d).

■ **Interior lighting** includes two make-up lights and two front footwell lights, four door exit lights, rear reading lights as well as illumination in the luggage compartment and glove box.

Standard / Optional equipment.



□ **5AS Driving Assistant.** A range of camera-based driver assistance systems provide enhanced safety and reduce the risk of potential collisions, at both high and low speeds. Lane Departure Warning detects lane markings and alerts the driver with steering wheel vibration should the vehicle unintentionally deviate from the lane of travel. Forward Collision Warning monitors vehicles ahead alerting the driver by optical and acoustic alerts of a potential rear-end collision. City Collision Mitigation proactively engages braking for rapid reaction to possible vehicle collisions and Preventive Pedestrian Protection detects pedestrians and cyclists and engages rapid braking in urban driving situations.



□ **5AT Driving Assistant Plus** same features as Driving Assistant, but also includes Active Cruise Control with 'Stop and Go' function, which maintains a pre-set distance and automatically adapts to the speed of the preceding vehicle. With these features, Driving Assistant Plus increases safety and comfort in motorway driving.



□ **5DF Active Cruise Control with 'Stop and Go' function** maintains a pre-selected distance from the vehicle ahead, automatically adjusts the speed through to a standstill and then reaccelerates up to the pre set speed.



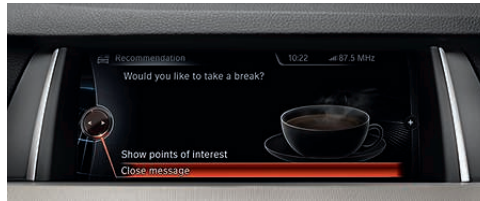
□ **5AG Lane change warning.** When travelling in excess of 13mph, a radar-based system monitors blind spots to the vehicle rear and side. Warnings are displayed on the side view mirrors to alert the driver of a potential hazard. Mild vibration to steering wheel if the vehicle is departing a marked lane into a potential hazard.




□ **8TH Speed limit display,** shows speed limits and information on overtaking restrictions in the instrument cluster and Head-up Display if fitted.



■ **ECO PRO mode** depending on individual driving style, this mode can reduce fuel consumption by up to 20% (determined in an internal BMW fuel consumption evaluation).



□ **5AL Dynamic Safety.** Safety package for initiating protective measures for the occupants if an accident situation is imminent. Includes: seat belt tensioning, closure of any open windows and sliding sunroof if fitted, repositioning of passenger seat and automatic braking after impact. Additionally, Attention Assistant monitors the driver's steering input and responds with appropriate recommendations in the Control Display.



□ **610 Head-up Display,** full colour, projects driving relevant information directly into the driver's field of vision. In this way, focus always remains on the road ahead. Information shown includes current speed, navigation instructions, Speed limit display and no-overtaking indicator, Check Control messages and infotainment.



■ **Full Black panel display** (shown here), including, among other features, a high-resolution Info Display for showing Check Control functions, navigation instructions and other information as well as information on music tracks being played. When ECO PRO mode is active, ECO PRO tips use graphics to encourage more efficient driving.



□ **6WB Multi-functional instrument display,** with Black panel technology and a 10.25" screen offers an impressive visual representation of the driving experience. ECO PRO, Comfort and Sport modes with their specific characteristics, colour and graphics, can be displayed in the instrument cluster. (Not available for Active-Hybrid 5 models).



□ **5A3 Night Vision with Dynamic Light Spot.** A thermal imaging camera in the kidney grille detects people and animals up to a distance of 300 metres. The infrared images are shown in the Control Display and the driver is alerted to potential hazards using a visual and acoustic warning. In addition, an innovative Dynamic Light Spot uses the foglight beam to clearly illuminate the hazard enabling the driver to recognise potential dangers sooner and take more timely action.



□ **5DP Park Assist** for easy parallel parking. Activated at speeds below 20mph, the system uses sensors to identify a suitably size parking space. Steering operation is controlled by the vehicle while the driver operates the brake and accelerator.



■ **Park Distance Control (PDC), front and rear,** helps with parking and manoeuvring in confined spaces. When the vehicle approaches an obstacle, there is a warning signal and a visual indication in the Control Display.
 □ **3AG Reversing Assist camera** shows the area behind the vehicle clearly in the Control Display. Interactive guidelines show, for example, whether the parking space selected is large enough for the vehicle.
 □ **5DL Surround-view,** comprises Top-view and Side-view, to offer a panoramic 270 degree perspective. The system provides support in confined situations and when negotiating areas where visibility is limited.

Standard / Optional equipment.



□ **iDrive Touch Controller**, included as part of BMW Professional Multimedia Navigation system. The latest generation iDrive Touch Controller enables intuitive and convenient operation of the iDrive system. A touch sensitive pad located on the rotary dial allows written character entry, for example, writing telephone numbers and address information. (Standard on Luxury and ActiveHybrid 5 models).



□ **4U1 Ceramic finish for controls**, including the gear lever and iDrive Controller surround, as well as volume and temperature controls. Creates a high-quality and unique impression.

■ **iDrive Controller**, within easy reach in the centre console, allows intuitive operation of all integrated iDrive functions via the Control Display.



□ **4NB Air conditioning, automatic with four-zone control**, as automatic air conditioning with two-zone control, but with additional air vents in the B-pillars and a comfort vent in the centre of the instrument panel for directional or draft free ventilation. Additionally, the outer rear seats feature individual temperature control complete with display (Standard for 550i and ActiveHybrid 5).



■ **Air-conditioning, automatic with two-zone control**, with automatic air flow and temperature control and separate settings for driver and front passenger. Includes rear-seat vents, microfilter, fogging sensor, Max-Cool button and park ventilation function. (Extended features as standard, except optional for 518d and 520d models).



■ **Navigation system - BMW Business**, with 6.5" colour high-resolution display. Includes 2D, perspective or arrow view, also includes enhanced route planning. (Standard on SE, Modern and M Sport models).



□ **609 Navigation system - BMW Professional Multimedia**, with high-resolution 10.2" colour display and new Intel processor for fast screen loads and page transitions. Includes the new generation iDrive Touch Controller, DVD drive, integrated 20GB hard disk for storage of audio files, MP3 players or USB sticks, as well as Intelligent Route-ahead Assistance for efficient driving by anticipating road conditions, Real Time Traffic Information for up-to-date traffic flow information, ECO PRO Route, 3D city models and split-screen function. (Standard on Luxury and ActiveHybrid 5 models).



□ **6F2 B&O Advanced audio system**, with 16 loudspeakers providing 1,200W amplifier power. DIRAC signal processing ensures outstanding acoustics and features two sound modes: Studio and Expanded. Optical display via partially illuminated speaker covers, extending centre speaker with acoustic lens and B&O speaker cover design.



■ **BMW Professional radio**, features a 6.5" Control Display (Luxury and ActiveHybrid 5 models: 10.2"), iDrive Controller with one touch buttons, CD drive and MP3 decoder.

■ **DAB tuner** offers a wider selection of stations in perfect sound quality across the entire transmission range.



□ **688 Loudspeaker system - harman/kardon**, with a powerful 600W digital amplifier, vehicle specific equalising, 16 loudspeakers including centre speaker and surround mode creates an aural experience of the highest intensity. The aluminium signature in each of the mirror triangles on the speaker covers is also featured. (Standard with M Sport Plus package).



□ **6FH Rear seat entertainment - BMW Professional**, with two separate 9.2" colour displays (adjustable for angle) and a DVD drive. Allows access to vehicle navigation. Also features remote control and connections for MP3 players, games consoles and headphones.

Standard / Optional equipment.



□ **316 Bootlid operation, powered**, for convenient opening and closing of the bootlid. All it takes is a simple press of a button on the A pillar on the driver's side or on the vehicle key. It can also be closed using a button in the tailgate.



□ **323 Soft-close doors** gently pull the doors shut.



■ **Personal Profile.** Depending on your equipment selection, your individual settings for temperature and air distribution of the automatic air conditioning, seat and exterior mirror positions, are saved by the vehicle and will activate when you open the central locking with your personal key.



□ **465 Split-folding rear seat**, includes 60:40-split rear seat backrest for more transportation possibilities and more individual seating and luggage compartment configurations; centre armrest with an integrated storage compartment; two cupholders.

□ **464 Through-loading ski bag.**



□ **322 Comfort Access with smart-opener**, allows keyless access to the vehicle via the driver's door, front passenger door and the tailgate. Also includes courtesy lighting of the front and rear exterior door handles as well as contactless opening of the tailgate which involves a small movement of the foot beneath the rear bumper.



□ **415 Sunblinds - rear windscreen, electric.**
□ **416 Sunblinds - rear windscreen, electric and rear side windows, manual.**



□ **BMW Service Inclusive.** Service costs are another area where your BMW Dealer can offer you an intelligent solution. With BMW Service Inclusive, routine maintenance service will be provided at no extra cost for the agreed duration or mileage. For more information visit

➔ www.bmw.co.uk/ServiceInclusive

Genuine BMW Accessories.



20" M Performance light alloy wheels V-spoke 464 M.



Travel & Comfort System folding table, offers rear passengers a practical surface and is adjustable for both height and incline.



Bicycle/e-bike holder for the trailer tow hitch, for transporting up to two bicycles.



BMW Junior Seat, Group 1, for children from about 10 months to 3.5 years (approx. 9-18kg). Available in two colour choices.



Snap-in adapter for using the telephone or listening to music.



Travel & Comfort system coat hanger for crease-free transport of clothes. Can also be detached for use outside the vehicle.



BMW holder for Apple iPad with base support that attaches to the front seat headrest bars.

A BMW always delivers a special drive and Genuine BMW Accessories make the experience better still. Combining great ideas, immaculate design and sheer practicality to create innovative solutions, Genuine BMW Accessories are available in many categories: exterior, interior, communications and information and transport and luggage compartment solutions. Your BMW Dealer will be pleased to advise you on the complete range of Genuine BMW Accessories and provide you with a special catalogue. For further information, please visit

➔ www.bmw.co.uk/accessories

Condition Based Service. A key feature in most BMW models, Condition Based Service (CBS) signals an innovative leap forward in BMW Service diagnostic technology. The way it works is simple. CBS uses sensors to constantly monitor the areas of your BMW that are subjected to wear and tear. Based on the results of the data, CBS decides the extent to which servicing is necessary. This information is then stored in your vehicle's key. Using a KeyReader, BMW Service staff can download information to provide an accurate analysis of your vehicle. This means your BMW goes for a service only when it needs to, saving you an immeasurable amount of both time and money.

Service Intelligence. BMW Approved Technicians are experts in the use of diagnostic equipment, which quickly identifies if and why the vehicle is running at anything less than peak efficiency. This leads to rapid identification and rectification.

Service Assurance. For additional peace of mind, take comfort in the fact that every new BMW is covered by a three-year warranty³ that includes BMW Emergency Service throughout Europe. For more information on BMW Service, please contact your local BMW Dealer, BMW Service Authorised Workshop or visit www.bmw.co.uk/service or www.bmw.ie



TAILORED FOR YOUR VEHICLE. BMW SERVICE.



BMW Service Inclusive. Wouldn't it be good to know your comprehensive servicing costs in advance? Well, that's exactly what BMW Service Inclusive¹ provides and for a low one-off payment.

BMW Service Inclusive¹ lasts for 5 years or 50,000 miles (whichever occurs first) and covers all your vehicle's comprehensive servicing requirements. Alternatively you can choose BMW Service Inclusive¹ Plus, which in addition to servicing also covers maintenance items such as brake pads, brake discs and windscreen wipers. And whenever servicing and maintenance work is carried out on your BMW, you can be sure that it will only be done by fully qualified BMW Service Approved Technicians at one of over 150 BMW Service Authorised Workshops around the country. Furthermore, only Genuine BMW Parts are used – each covered by a two year warranty.

BMW Service Inclusive and Service Inclusive Plus are transferable to subsequent owners within the time and mileage period, which can enhance the resale value of your car.²

¹ Service Inclusive and Service Inclusive Plus are available as cost options. Terms and conditions apply, for full details speak to your dealer or visit

www.bmw.co.uk/serviceinclusive

² For further information, please contact your local BMW Dealer.

³ Every new BMW registered within the Republic of Ireland is covered by a two-year manufacturer's warranty – for details, please contact your local BMW Dealer.



BMW ConnectedDrive Services. Function using the built-in BMW SIM card to provide telematic and online services that are fully integrated into your BMW vehicle. All services require connection to a UK mobile network. Some services are available in other European countries. The range of ConnectedDrive Services that are available depends on the specification of the vehicle. The service duration varies depending on the ConnectedDrive Service.

For further information on BMW ConnectedDrive Services and terms and conditions please visit www.bmw.co.uk/connecteddrive-information

EXPERIENCE MORE WITH BMW.



BMW Emergency Service. BMW Emergency Service is the only roadside and assistance programme designed specifically for BMW vehicles offering an exceptional range of benefits and services. It is available 24 hours a day, 7 days a week and utilises a dedicated fleet of BMW Approved Technicians, equipped with Genuine Parts and tools, ensuring that you and your vehicle receive the best possible care in the event of any motoring emergency. This tailor-made programme has been specifically designed to meet the needs of BMW drivers travelling in the UK, Republic of Ireland and Continental Europe giving complete reassurance and peace of mind. Every new BMW is covered for three years.



BMW Financial Services. BMW Financial Services offers a range of solutions designed to help you drive the BMW of your choice. All our products offer you the flexibility to customise your finance, making driving away a BMW a reality. After all, who knows more about financing your BMW than BMW.

If you would like more information, visit www.bmwfs.co.uk. Here, you will also find details of our comprehensive range of products engineered for every eventuality.

You can view all of our current offers at the touch of a button using the BMW Financial Services Offers App. Download it now for free.



BMW FINANCIAL SERVICES.

Finance is subject to status and available to over 18's in the UK only (not the Channel Islands or the Isle of Man). Guarantees and indemnities may be required. Advertised finance is provided by BMW Financial Services, Bartley Way, Hook, Hampshire RG27 9UF.



BMW Magazine. Every new BMW customer receives a complimentary subscription to BMW Magazine. This publication features all the latest news and developments from BMW, together with a variety of driving and lifestyle features.

BMW News. To ensure you're one of the first to hear the latest BMW news and developments, BMW UK offer an email programme. Sign-up at: www.bmw.co.uk/newsletter



BMW World, an iconic building in the Munich skyline. The BMW World is a true brand experience where it's possible to marvel at the historic BMWs in the museum, learn about our engineers' newest innovations and take a tour of the plant to experience with your own eyes the cutting-edge and exacting methods used to create a BMW.

SHAPING THE FUTURE – RESPONSIBLY.

The BMW Group has been ranked the most sustainable automotive company worldwide in the Dow Jones Sustainability Index for the sixth time in a row. Sustainability is an integral part of our value chain: from the development of efficiency and alternative vehicle concepts to environmentally-friendly production processes and recycling. Our research and development philosophy BMW EfficientDynamics delivers tangible benefits to customers, our climate and the environment. This is reflected in the reduction of CO₂ emissions by around 30% since 1995 within our European fleet of new cars. Because vehicle manufacturing requires a lot of water, we have developed

intelligent circulation systems for our plants to recycle it as often as possible. We have already achieved our goal of zero waste water production at our engine plant in Steyr where, in 2008, 733,500 engines were manufactured without any waste water.

Sustainability is a key concern for the BMW Group. This is why we rely primarily on environmentally friendly means of transportation such as rail and ships. For instance, we cover approximately 15.8 billion tonne-kilometres annually transporting materials and new vehicles and 79%

of the entire volume is conveyed by sea. This eases the burden on roads and the environment. The BMW Group is always looking to the future, so your BMW is part of an extensive recycling concept where every vehicle can be recycled easily and economically. To hand back your end-of-life vehicle, please contact your BMW Dealer. Further information is available at:

www.bmw.com/recycling
www.bmw.co.uk/EfficientDynamics

More about BMW

www.bmw.co.uk
www.bmw.ie



The Ultimate
Driving Machine



The models illustrated in this brochure show the specifications of vehicles produced by BMW AG for the German market. In part, they include optional equipment and accessories not fitted as standard. According to the specific requirements of other markets, alterations in models, standard and optional equipment, as described in this brochure, may occur. For more precise information about country-specific vehicle versions, please contact your local BMW Dealer. Subject to change in design and equipment. Part number 94 23 1 141 000. March 2014. © BMW AG, Munich/Germany. Not to be reproduced wholly or in part without written permission of BMW AG, Munich.

BMW recommends  **EDGE**

