



The Ultimate  
Driving Machine



# THE NEW BMW 5 SERIES SALOON.

**BMW EFFICIENT DYNAMICS.**  
LESS EMISSIONS. MORE DRIVING PLEASURE.

THE NEXT  
100 YEARS





**THE NEW BMW 5 SERIES SALOON.**





## INNOVATION AND TECHNOLOGY.

- 18 BMW EfficientDynamics
- 20 BMW ConnectedDrive
- 22 Suspension and safety



## EQUIPMENT.

- 24 Models
- 30 BMW Individual
- 32 Equipment highlights
- 36 Exterior colours
- 38 Interior colours
- 40 Wheels and tyres
- 41 Genuine BMW Accessories

## DIGITAL DISCOVERY: THE NEW BMW BROCHURES APP.

More information, more driving pleasure: The new BMW brochures app offers you a brand new digital and interactive BMW experience. Download the BMW brochures app for your smartphone or tablet now and explore new perspectives of your BMW.







「  
EXPECT  
NOTHING LESS.  
」

# ADVANCED VISIBILITY. ADVANCED TECHNOLOGY.

GREATER VISIBILITY THANKS TO LED HEADLIGHTS II IMPROVED  
AERODYNAMICS THANKS TO ACTIVE STREAM KIDNEY GRILLE AND  
AIR CURTAIN II MORE FORWARD MOMENTUM THANKS TO PRECISE  
SHAPES AND LINES.







# DYNAMICS THAT CANNOT GO UNNOTICED.

DYNAMIC M SPORT MODEL II LARGE AIR BREATHERS II  
ATHLETIC APRON II 20" BMW INDIVIDUAL V-SPOKE WHEELS





## FOCUS IS ON THE DRIVER.

DRIVER ORIENTED COCKPIT II M SPORT LEATHER STEERING  
WHEEL II EIGHT-SPEED SPORT AUTOMATIC TRANSMISSION II  
DRIVE PERFORMANCE CONTROL II PREMIUM MATERIALS II  
PRECISION CRAFTSMANSHIP







# FOLLOWS YOUR MOVEMENTS.

NEW AND INTUITIVE OPTIONAL USER TECHNOLOGIES:  
THE INTELLIGENT BMW GESTURE CONTROL II THE INNOVATIVE  
TOUCH DISPLAY II THE INTELLIGENT VOICE CONTROL SYSTEM





\* Availability from March 2017. Provisional data, correct at time of printing.  
Image shows options not available in the UK, for further information please contact your local BMW Retailer.



# A BUNDLE OF ENERGY. <sup>7</sup>

THE NEW BMW 530e iPERFORMANCE\* SALOON WITH INTERNAL COMBUSTION ENGINE AND ELECTRIC MOTOR || COMBUSTION OUTPUT/TORQUE OF 184HP/290NM || ELECTRIC OUTPUT/TORQUE OF 95HP/250NM || CO<sub>2</sub> EMISSION OF 46G/KM || UP TO 28 MILES PURELY IN ELECTRIC MODE







# AND THAT WAS JUST FOR STARTERS.

**DISCOVER ULTIMATE DRIVING PLEASURE:** THE UNIQUE COMBINATION OF ELEGANT AND DYNAMIC DESIGN, INTELLIGENT BMW TECHNOLOGIES AND INNOVATIVE CONTROL CONCEPTS MEANS YOU CAN FOCUS ON YOUR DRIVE. FUELED BY TOP PERFORMERS, THE NEW BMW 5 SERIES COMBINES OUTSTANDING OUTPUT WITH POWERFUL ATHLETICS AND REACHES ALL DESTINATIONS WITH EFFICIENCY AND PURPOSE. A TRUE BUSINESS ATHLETE: **THE NEW BMW 5 SERIES SALOON.**

# BMW EFFICIENT DYNAMICS. LESS EMISSIONS. MORE DRIVING PLEASURE.

www.bmw.co.uk/efficientdynamics

## MORE POWER FROM **3 TO 12** CYLINDERS

Consume less, experience more: **BMW TwinPower Turbo engines** offer supreme dynamics at maximum efficiency thanks to the latest fuel injection systems, variable output control and innovative turbocharging technology. No matter if it's diesel or petrol with any number of cylinders: all BMW EfficientDynamics engines deliver ebullient power to the road and are spontaneously responsive even at low rpms while keeping consumption and emissions low.

## AROUND **33% LESS** CO<sub>2</sub> EMISSIONS SINCE 2000.

**BMW EfficientDynamics** is a technology package that goes beyond engines to encompass the entire vehicle concept and intelligent energy management. A whole range of innovative technologies come as standard in all BMW models, continuously increasing vehicle efficiency. By improving aerodynamics and engine efficiency as well as using lightweight construction design or hybrid technology, BMW has succeeded in reducing CO<sub>2</sub> emissions by 33% across its fleet.

## UP TO **140** kg LIGHTER THANKS TO INTELLIGENT LIGHTWEIGHT CONSTRUCTION.

Precision-engineered to the smallest detail: intelligent lightweight construction means selecting and applying the best material for every part of the vehicle. The **BMW EfficientLightweight** concept seeks to reduce weight as much as possible by using exceptionally lightweight materials such as aluminium or carbon (carbon fibre reinforced plastic). This gives an added boost to dynamic driving characteristics and increases the vehicle's stability, safety and comfort.



### BMW 520d SE ED

The BMW 520d SE EfficientDynamics<sup>1,2</sup> with BMW TwinPower Turbo 2.0 litre four-cylinder diesel engine delivers impressively on maximum fuel efficiency and excellent driving performance. With a power output of 190hp (140kW), it accelerates to 62mph in 7.5 seconds and consumes just 72.4mpg and CO<sub>2</sub> emissions of 102g/km.

### AERODYNAMICS

With targeted measures focusing on aerodynamics, BMW has optimised drag coefficient and efficiency as well as interior acoustics. Fuel consumption has also been reduced. The Active Air Stream kidney grille, the Air Breather, the Air curtain on the front wheels are targeted and detailed measures to further reduce air resistance.

### INTELLIGENT START/STOP FUNCTION

The Intelligent Start/Stop function enhances driving comfort with the help of the interaction of the navigation, camera and radar data. It switches the engine off only when an extended standing time is expected and the energy required to start the engine is likely to be lower than that saved when it is shut down.

## IN THE NEW BMW 5 SERIES SALOON.

<sup>1</sup> Planned availability March 2017.

<sup>2</sup> Provisional data correct at time of printing.



#### **BMW 540i xDrive.**

- BMW TwinPower Turbo six-cylinder petrol engine with 340hp (250kW) and 450Nm of torque
- Acceleration 0–62mph: 4.8 seconds
- Top speed: 155mph (250km/h)
- Combined fuel consumption: 39.2mpg (7.2l/100km)
- CO<sub>2</sub> emissions: 164g/km

#### **BMW 530i.**

- BMW TwinPower Turbo four-cylinder petrol engine with 252hp (185kW) and 350Nm of torque
- Acceleration 0–62mph: 6.2 seconds
- Top speed: 155mph (250km/h)
- Combined fuel consumption: 48.7mpg (5.8l/100 km)
- CO<sub>2</sub> emissions: 132g/km

#### **BMW 530e.<sup>1,2</sup>**

- BMW TwinPower Turbo four-cylinder petrol engine and electric motor with a combined system output of 252hp (185kW) and 420Nm of torque
- Acceleration 0–62mph: 6.2 seconds
- Top speed: 146mph (235km/h)
- Combined fuel consumption: 141mpg (2.0l/100km)
- CO<sub>2</sub> emissions: 46g/km

#### **BMW 530d / 530d xDrive.**

- BMW TwinPower Turbo six-cylinder diesel engine with 265hp (195kW) and 620Nm of torque
- Acceleration 0–62mph: 5.7 seconds / xDrive: 5.4 seconds
- Top speed: 155mph (250km/h)
- Combined fuel consumption: 60.1mpg (4.7l/100 km) / xDrive: 53.2mpg (5.3l/100 km)
- CO<sub>2</sub> emissions: 124g/km / xDrive: 138g/km

#### **BMW 520d / 520d xDrive.**

- BMW TwinPower Turbo four-cylinder diesel engine with 190hp (140kW) and 400Nm of torque
- Acceleration 0–62mph: 7.5 seconds / xDrive: 7.6 seconds
- Top speed: 146mph (238km/h) / xDrive: 144mph (235km/h)
- Combined fuel consumption: 65.6–68.8mpg (4.1–4.3l/100km) / xDrive: 60.1–62.7mpg (4.5–4.7l/100km)
- CO<sub>2</sub> emissions: 108–114g/km / xDrive: 119–124g/km

# BMW ConnectedDrive

So connected, you're free.

[www.bmw.co.uk/connected](http://www.bmw.co.uk/connected)

## UP TO **21** INTELLIGENT ASSISTANTS

Enjoy maximum comfort and safety with BMW ConnectedDrive. For driving, parking or visibility: The BMW ConnectedDrive assistance systems are your reliable partner in all situations and make any trip even more comfortable. From the Driving Assistant Plus including Active Cruise Control with Stop&Go function, the fully automatic Park Assist to the full-colour BMW Head-up Display – you will experience how innovative, easy and comfortable safety can be, thanks to these and many other intelligent assistance systems incorporated in BMW ConnectedDrive.

## OVER **40** YEARS OF CONNECTED DRIVE

Further ahead towards the future: Since the introduction of on board computers with consumption display in 1977, BMW has continuously developed services and technologies offering a maximum of assistance to the driver and passengers. In 1992, BMW installed Europe's first distance monitoring system using ultrasound. Navigation systems were added in 1994. In 2008, BMW was the first automotive company worldwide offering unrestricted internet connectivity in a vehicle. A BMW moves you with the times using the latest technical innovations.

## **8760** HRS AVAILABLE ALL YEAR ROUND

Wherever the road may take you, you can be sure the innovative BMW ConnectedDrive services will always keep you in the loop. The Concierge Service offers personalised assistance around the clock while the BMW Emergency Call automatically alerts emergency services should this be necessary. Thanks to the iDrive Touch Controller with its integrated touchpad, all functions can now be controlled intuitively and with ease – for example destination addresses can simply be entered using your own handwriting. Need to quickly turn down the music and accept an incoming call? It's a breeze – with BMW Gesture Control.

## **22** MILLION SONGS TO KEEP YOU ENTERTAINED

Experience a seamless connection between your vehicle and the outside world, brought to you by BMW ConnectedDrive. ConnectedDrive Services offers you a variety of information, entertainment and additional services while you are on the go. They include the BMW Online service, an online portal which allows you to view a wide range of general and location-based information services. Thanks to Online Entertainment you get direct and unlimited access to millions of music tracks without the need for a mobile or MP3 device.



## BMW CONNECTED

BMW Connected is a personal mobility assistant which facilitates everyday mobility and aids drivers in reaching their destinations relaxed and on time. Mobility-relevant information such as recommendations for optimal departure times are available remotely via iPhone or Apple Watch and can be seamlessly transferred into the car.<sup>1</sup>

## PARKING ASSISTANT PLUS

Parking Assistant Plus makes parking and manoeuvring the vehicle easier. It features Surround-view including Top-view, Remote 3D view, Panorama view, PDC and Park Assist with linear guidance, which parks the vehicle parallel or perpendicular to the lane completely automatically. The system works by measuring potential spaces while driving past at a low speed.<sup>1</sup>

## DRIVING ASSISTANT PLUS

Driving Assistant Plus offers automatic driving with greater comfort and security in monotonous and dangerous situations. These can include on the one hand traffic jams, slow-moving traffic or long journeys through the city, on country roads or motorways and on the other hand navigating junctions and hazardous lane changes. The vehicle takes action when the driver either cannot or will not.<sup>1</sup>

## REMOTE 3D VIEW

With Remote 3D view, the user can conveniently see the parked vehicle's surroundings on a smartphone. The Remote 3D view function can be activated via the BMW Connected App (for iOS). It also allows the user to quickly and easily observe the area around the vehicle, for example during a storm. The image is displayed as a 3D representation, allowing the user to see various perspectives. Remote 3D view can be activated three times within two hours.<sup>2</sup>

<sup>1</sup> Available as optional equipment.

<sup>2</sup> Only with and included in Parking Assistant Plus.

# SUSPENSION AND SAFETY.



**Integral Active Steering** combines support that varies based on the steering angle on the front axle, and rear wheels that also contribute to steering. At lower speeds, it offers greater manoeuvrability and agility by turning the rear wheels opposite the front wheels. Beginning around 37mph, the rear wheels turn parallel to the front wheels, to increase stability and comfort.<sup>1</sup>

The **eight speed Sport automatic transmission** includes Launch Control and offers incredibly sporty gear changes. Whether automatic or manual using gearshift paddles or gear lever – for incredibly dynamic driving. In SPORT mode and with the gear lever in the left-hand S/M position, the gear shifts are configured for maximum performance.<sup>1</sup>

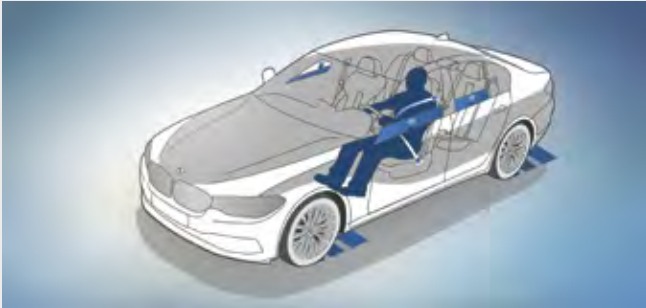
The **Variable Damper Control (VDC)** makes it possible to adjust the damper characteristics to suit any given driving situation, increasing comfort and driving dynamics. In addition to the standard COMFORT setting for increased driving comfort, the SPORT program offers athletic damper settings.<sup>1</sup>

The **intelligent BMW xDrive all-wheel drive system** smoothly and variably distributes drive power to the front and rear wheels for maximum traction, driving dynamics and safety in every driving situation. For even better agility, the electronically controlled power distribution counterbalances over and under-steering on bends, among other things.<sup>1</sup>

**Adaptive Drive** combines the active body roll stabilisation Dynamic Drive and Variable Damper Control (VDC) for need-based control of the stabilisers and dampers. At the same time this ensures outstanding driving comfort levels with hardly any noticeable body roll, which in turn permits higher speeds and shorter braking distances when taking bends.<sup>1</sup>

**M Sport suspension** is lowered by roughly ten millimetres. It also features shorter suspension springs and tighter damper settings, as well as harder stabilisers. Together these result in improved traction and reduced body roll, which in turn allows for an extremely athletic driving style.<sup>1</sup>

■ Standard equipment □ Optional equipment



□ **Dynamic Safety** is the BMW ConnectedDrive preventive passenger protection system. Dynamic Safety warns the driver if it detects signs of tiredness, safety belts are pre-tensioned in critical situations, electric seats are returned to upright positions and the windows and sliding roof are closed. After an accident occurs, the brakes are automatically applied until the car reaches a standstill.



■ The extremely torsionally stiff but light **body construction** provides the basis for sporty driving dynamics, high-precision steering and agility. Additionally, it offers the passengers the best possible all-round protection.



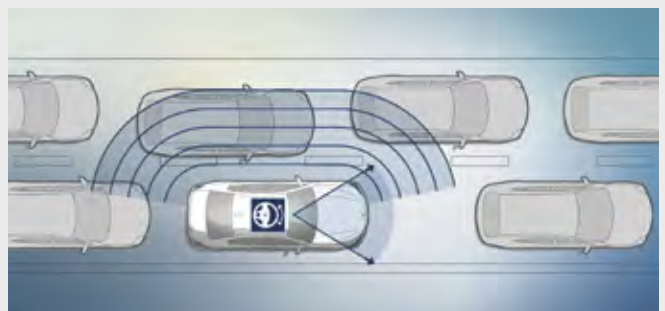
□ **BMW Icon Adaptive LED Headlights**, variable city and motorway light distribution optimally illuminate the road ahead. Even at a standstill, the integrated cornering lights are automatically activated by signalling or turning the steering wheel and are active at speeds of up to 35mph.



■ **Hill-start Assistant** constantly assesses the vehicle's movements and stabilises by using engine and braking management when unstable driving conditions are detected. Additional features of Hill-start Assistant are, for example, brake drying, braking readiness or the Hill-start Assistant, which holds the vehicle briefly in place when starting on inclines to prevent it from rolling backwards.



□ **Person warning with city braking function** actively assists the driver with the prevention of collisions involving pedestrians. It is active at speeds of up to 35mph and preconditions the brakes for increased responsiveness. In the event of an emergency, the system prevents a collision or ensures that the collision speed is considerably reduced.<sup>2</sup>



□ The **Lane Departure Warning** detects lane markings and alerts the driver before an unintentional lane change at speeds above around 45mph by means of vibrations in the steering wheel. The warning is not activated if the lane change is deliberate, that is, when the indicator has been activated.<sup>3</sup>

<sup>1</sup> Available as optional equipment.

<sup>2</sup> Functionality can be restricted by darkness and fog.

<sup>3</sup> As part of Driving Assistant or Driving Assistant Plus.

# SE.

Discover more with the new BMW catalogue app. Now available for your smartphone and tablet.



■ The standard Navigation System – BMW Professional Multimedia with a 10.25" widescreen display combined with the Aluminium fine cutting interior trim with Pearl Chrome highlight exquisitely highlights the unique, driver-orientated cockpit.

■ Standard equipment □ Optional equipment



□ 19" light alloy W-spoke style 663 wheels Bicolour, front 8J x 19 with 245/40 R19 tyres and rear 9J x 19 with 275/35 R19 tyres.



□ 18" light alloy V-spoke style 684 wheels, 8J x 18 with 245/45 R18 tyres.

**SE model equipment highlights:**

- 17" light alloy V-spoke style 618 wheels (520d/520d xDrive only)
- 18" light alloy Multi-spoke 619 wheels (530i/540i xDrive/530d/530d xDrive only)
- Air conditioning, automatic with two-zone control
- Ambient lighting
- Automatic transmission with gearshift paddles (520d/520d xDrive only)
- Cruise control with braking function
- Drive Performance Control
- Interior trim, Aluminium fine cutting with Pearl Chrome highlight
- LED Headlights
- Multifunctional digital Instrument cluster
- Navigation system – BMW Professional Multimedia
- Park Distance Control (PDC), front and rear
- Seat heating, front
- Sport automatic transmission with gearshift paddles (530i/540i xDrive/530d/530d xDrive only)
- Sport leather steering wheel, three-spoke



■ 17" light alloy V-Spoke style 618 wheels, 7.5J x 17 with 225/55 R17 tyres.

# M SPORT.

Discover more with the new BMW catalogue app. Now available for your smartphone and tablet.



■ The M specific leather steering wheel with multifunction buttons highlights the sporty character.



■ Seats in Black Dakota leather with Exclusive stitching in Blue create dynamic highlights in the interior.

■ Standard equipment    □ Optional equipment



■ 18" M light alloy Double-spoke style 662 M wheels, front 8J x 18 with 245/45 R18 tyres, rear 9J x 18 with 275/35 R18 tyres. (Standard on 520d/520d xDrive M Sport models).



□ 19" M light alloy Double-spoke style 664 M wheels, Black, front 8J x 19 with 245/40 R19 tyres and rear 9J x 19 with 275/35 R19 tyres.

#### M Sport model exterior equipment highlights:

- 18" light alloy M Double-spoke style 662 M wheels (520d/520d xDrive only)
- 19" M light alloy M Double-spoke style 664 M wheels (530i/540i xDrive/530d/530d xDrive only)
- Exhaust tailpipes – single, quadrilateral, left and right, Chrome
- Exterior trim, High-gloss Shadowline
- LED fog lights
- M aerodynamic bodystyling
- M designation on front side panels, left and right
- M Sport braking system (530i/540i xDrive/530d/530d xDrive only)

#### M Sport model interior equipment highlights:

- Door sill finishers with illuminated M designation
- Headlining, Anthracite
- Instrument panel in Sensatec
- Interior trim, Aluminium Rhombicle with Pearl Chrome highlight
- M specific floor mats
- M specific pedals
- M specific steering wheel

# BMW iPERFORMANCE.

THE NEW BMW 530e iPERFORMANCE SALOON.



As a Plug-in Hybrid, the new **BMW 530e iPerformance Saloon** combines a BMW TwinPower Turbo four-cylinder petrol engine featuring 184hp (135kW) with a 95hp (70kW) electric motor to achieve a combined system output of 252hp (185kW). Intelligent energy management coordinates all the conventional BMW drive components with efficient BMW eDrive technology. Depending on the battery's charge status and the amount of power required by the driver, the electric motor can either drive the vehicle by itself or support the internal combustion engine. When braking it is even able to convert kinetic energy into electrical energy that is then fed into the high-voltage lithium-ion battery. In purely electric mode the vehicle achieves a range of up to 28 miles with a top electric speed of 86mph. At home, using a conventional household socket or an optional BMW i Wallbox you can ensure you are optimally prepared for every journey. Even when you are out and about with the ever increasing number of charging points and the pioneering BMW i ConnectedDrive Services, you can charge your BMW quickly and easily.<sup>1</sup>

**i**PERFORMANCE



Special doorsill finishers with blue detailing and the eDrive designation in the doors calls attention to the vehicle's highly efficient drive concept.

<sup>1</sup> Availability from March 2017. Provisional data, correct at time of printing.



The instrument cluster includes dials that help the driver to make particularly efficient use of the electric drive with information such as battery charge level and drive status.



The charging port for the external charging of the high voltage battery can be found behind a flap on the vehicle's front side panel on the left. The charging port is protected from harmful environmental effects by a special gasket ring.



The iPerformance model is distinguished by an eDrive badge on the C-pillars, an i badge on the front side panels and model designation at the rear.



Image shows options not available in the UK, for further information please contact your local BMW Retailer.

# BMW INDIVIDUAL.

## The expression of personality.

The new BMW 5 Series Saloon. Inspired by BMW Individual.

The BMW Individual Collection offers a seemingly unlimited selection of equipment options for the new BMW 5 Series Saloon, allowing you to create a BMW that perfectly reflects your own character.

The BMW Individual paint in Rhodonite Silver metallic and fine grain Merino leather in Caramel stylishly accentuate the athletic and elegant character. The interior trim in Plum Brown high-gloss wood and leather steering wheel with Piano Black applications are additional exclusive highlights.

All this, including 20" light alloy wheels, shows how BMW Individual embodies perfection in every way – inside and out.

If you require even greater levels of individuality, there is also the BMW Individual Manufaktur – where even the most exceptional personal wishes can become reality, making your BMW a true one-of-a-kind.

Expected availability from July 2017.



**EXPERIENCE BMW INDIVIDUAL INTERACTIVE  
WITH THE BMW INDIVIDUAL APP FOR iOS AND ANDROID.**





BMW Individual paint finish Rhodonite Silver metallic in sporty elegance with the 20" BMW Individual light alloy wheels V-spoke style 759 I.

BMW Individual doorsill finishers with illuminated lettering.



BMW Individual fine grain Merino leather in Caramel with contrasting weave-look stitching and piping.

BMW Individual fine grain Merino leather in Caramel, Anthracite headliner, Plum Brown High-gloss wood and additional BMW Individual features.

# EQUIPMENT HIGHLIGHTS.

Discover more with the new BMW catalogue app. Now available for your smartphone and tablet.



□ The BMW Icon Adaptive LED Headlights include BMW Selective Beam, cornering lights and adaptive headlights. The light colour is similar to daylight and provides an ideal, even illumination of the road to improve visibility and make driving in the dark less tiring. The iconic light design with four light elements makes the vehicle recognisable as a BMW even at night.



□ Automatic tailgate operation allows the convenient opening and closing of the tailgate by simply pressing the conveniently located button in the door panelling or on the car key. The tailgate can also be opened in the conventional manner, using the outside handle, and closed using a button on the inside of the tailgate.

□ The Comfort Access with smart-opener makes it possible to open all four vehicle doors, including the luggage compartment, without using the key. This equipment option includes contactless opening and closing of the bootlid with a quick wave of the foot under the rear bumper.<sup>1</sup>



■ The Air Breathers channel air to the front wheels, reducing air resistance, fuel consumption and CO<sub>2</sub> emissions.



□ The Towbar with electrically adjustable tow ball is approved for heavy loads of up to 2,000kg. In order to stabilise things, trailer stability control automatically brakes the pulling vehicle if the trailer begins to swing. The electronically adjustable tow ball is not visible when stowed under the rear apron.

<sup>1</sup> Contactless opening and closing of the tailgate only available in conjunction with automatic tailgate operation.

<sup>2</sup> Function is part of Driving Assistant and Driving Assistant Plus.

■ Standard equipment □ Optional equipment



□ The electric glass sunroof with slide and lift function, including an electric sliding interior roof, anti-trap protection, as well as comfort opening and closing, allows the airflow to be individually regulated to create a pleasant interior climate. The integrated wind deflector prevents draughts from developing in the interior and ensures a lower level of wind noise.



□ The BMW display key shows various information about the vehicle's status and allows selected functions to be controlled with an integrated touch display.



□ The soft-close function pulls the slightly open door shut automatically and almost silently.



□ If the indicator is on, the radar-based Lane Change Warning<sup>2</sup> warns the driver of approaching vehicles in the blind spot as well as vehicles in the neighbouring lane. The system functions beginning at speeds of 6mph, and in dangerous situations, it causes the steering wheel to vibrate and the triangle symbol in the exterior mirror to blink.



□ The Matt Aluminium exterior trim brings luxurious accents to the exterior with window finishers and side frame trim strips. The exterior mirror frames and bases in High-gloss Black create a stylish contrast to these elements.



□ The 20" BMW Individual light alloy V-spoke style 759 I wheels with M Sport braking system features exceptional braking performance. (M Sport braking system is not available on 520i/520d/520d xDrive models.)

# EQUIPMENT HIGHLIGHTS.

Discover more with the new BMW catalogue app. Now available for your smartphone and tablet.



□ With BMW Gesture Control, certain functions can be operated by means of defined hand movements. For certain operations the system will for example recognise gestures such as 'swiping' or 'pointing' for accepting or rejecting an incoming call, or circular motions of the index finger to adjust volume.



□ Automatic air conditioning with four-zone control comes with the equipment included in automatic air conditioning with two-zone control with extended features, along with two air vents in the B columns. Additionally, the rear passengers can individually adjust their own climate via a separate control element with display.



□ The Bowers & Wilkins Diamond surround sound system with two diamond tweeters features outstanding studio-quality sound for every seat in the car. 16 carefully positioned speakers ensure a mesmerising sound experience. The speakers are illuminated, visually emphasizing the system's outstanding sound quality.



□ The Ambient Air Package comprises a fragrance dispersal function and an air ionisation function.



□ Enhanced Bluetooth with wireless charging<sup>1</sup> offers a comprehensive telephony package with Bluetooth connectivity and the technical capacity for a WiFi hotspot.



□ BMW Night Vision with pedestrian recognition makes people and large animals visible on the Control Display from a distance using infrared imaging and illuminates them with the Dynamic Light Spot in the main headlight. An additional warning system is also automatically activated when the vehicle is started, regardless of the status of the imaging display.



□ Driving Assistant Plus offers automatic driving with greater comfort and security in monotonous and dangerous situations. These can include on the one hand traffic jams, slow-moving traffic or long journeys through the city, on country roads or motorways and on the other hand navigating junctions and hazardous lane changes. The vehicle takes action when the driver either cannot or will not.

<sup>1</sup> For Smartphones without an inductive charging function, special charging cases are available to purchase via BMW Parts and Accessories.

■ Standard equipment □ Optional equipment



■ Ambient lighting creates a relaxed lighting atmosphere, including ambient light accents and the welcome light.



□ Comfort seats for driver and front passenger can be electrically adjusted in a variety of ways and provide a perfect seating position for a relaxed arrival.

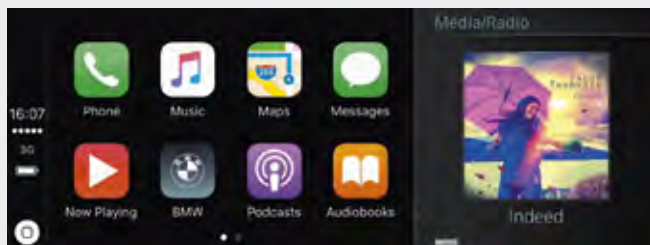
□ The lumbar support for the driver and front passenger seats can be adjusted both vertically and laterally, allowing for an orthopaedically optimised seating position.



□ In warm weather, the Seat ventilation, front<sup>2</sup> provides a cool and pleasant seat temperature, resulting in a more comfortable driving experience.



□ The full-colour BMW Head-up Display<sup>3</sup> projects all information relevant to the journey directly into the driver's field of vision.



□ Apple CarPlay<sup>4</sup> preparation<sup>4</sup> supports the convenient and wireless use of a selected iPhone<sup>®</sup> functions in the vehicle. This allows smartphone content, along with functions such as music, iMessages/text messages (only recited not displayed on the screen), telephony, Siri and selected third-party apps to be displayed and operated via the vehicle's user interface and via voice control.



□ Parking Assistant Plus makes parking and manoeuvring the vehicle easier. It features Surround-view including Top-view, Remote 3D view, Panorama view, PDC and Park Assist with linear guidance, which parks the vehicle parallel or perpendicular to the lane completely automatically. The system works by measuring potential spaces while driving past at a low speed.



□ The reversing assist camera enables improved orientation when reversing at speeds below 10mph, for example when parking. It shows the area behind the car on the Control Display. Interactive track lines for measuring distance and turning circles assist the driver when manoeuvring, obstacles are marked in colour.

<sup>2</sup> Only with comfort seats, front.

<sup>3</sup> Image also shows additional optional equipment.

<sup>4</sup> Compatibility and functionality of Apple CarPlay<sup>®</sup> is dependent on model year and the software status of the iPhone<sup>®</sup>. Selected vehicle data is transferred during use of the Apple CarPlay<sup>®</sup> preparation. Ongoing data processing is the responsibility of the mobile phone manufacturer.

# EXTERIOR COLOURS.

Discover more with the new BMW catalogue app. Now available for your smartphone and tablet.

**Non-metallic** 668 Black<sup>1</sup>

**Metallic** 475 Black Sapphire

**Metallic** A90 Sophisto Grey Xirallic

**Metallic** A72 Cashmere Silver<sup>1</sup>

**Non-metallic** 300 Alpine White

**Metallic** A89 Imperial Blue Xirallic<sup>1</sup>

**Metallic** C2P Atlas Cedar<sup>1</sup>

**Metallic** A83 Glacier Silver<sup>1</sup>

**Metallic** C10 Mediterranean Blue

**Metallic** B65 Jatoba<sup>1</sup>

**Metallic** C2Y Bluestone


**Metallic** A96 Mineral White<sup>1</sup>

**[ Colours ]** The colours printed above are intended to provide you with a first impression of paints and materials available for your BMW. Experience has shown, however, that printed images of paint, upholstery and interior trim colours cannot faithfully reproduce the actual


appearance of the originals. We recommend therefore that you consult your BMW Retailer who will be able to show you original samples and assist with any requests.

■ Standard equipment □ Optional equipment


**BMW INDIVIDUAL**




□ **BMW Individual**  
X17 Rhodonite Silver metallic<sup>2</sup>




□ **BMW Individual**  
X08 Champagne Quartz metallic<sup>2</sup>




□ **BMW Individual**  
X14 Almandine Brown metallic<sup>2</sup>




□ **BMW Individual**  
S34 Azurite Black metallic<sup>2</sup>




□ **BMW Individual**  
490 Brilliant White metallic<sup>2</sup>




□ **BMW Individual**  
490 Frozen Brilliant White metallic<sup>2</sup>




□ **BMW Individual**  
490 Pure metal Silver<sup>2</sup>



□ **BMW Individual**  
490 Frozen Cashmere Silver metallic<sup>2</sup>




□ **BMW Individual**  
490 Frozen Dark Brown metallic<sup>2</sup>



□ **BMW Individual**  
490 Frozen Arctic Grey metallic<sup>2</sup>

**M SPORT**



□ **Metallic** 416 Carbon Black<sup>3</sup>

<sup>1</sup> Not available for M Sport models.  
<sup>2</sup> Availability from July 2017.  
<sup>3</sup> Exclusively available for M Sport models.

# INTERIOR COLOURS.

Discover more with the new BMW catalogue app. Now available for your smartphone and tablet.


## LEATHER

Available with




■ SE

**Dakota leather**  
LCSW Black/Black  
interior world




■ SE

**Dakota leather**  
LCCY Canberra Beige//  
Canberra Beige interior  
world




■ SE

**Dakota leather**  
LCEW Ivory White/Black  
interior world




■ SE

**Dakota leather**  
LCRI Cognac/Black  
interior world



■ M Sport


**Dakota leather**  
LCFK Black with  
Exclusive stitching and  
contrast piping/Black  
interior world



■ M Sport


**Dakota leather**  
LCRO Cognac with  
Exclusive stitching and  
contrast piping/Black  
interior world

Available with




■ M Sport

**Dakota leather**  
LCFI Ivory White with  
Exclusive stitching and  
contrast piping/Black  
interior world




■ M Sport

**Dakota leather**  
LCTJ Night Blue with  
Exclusive stitching<sup>2</sup> and  
contrast piping/Black  
interior world




■ M Sport

**Dakota leather**  
LCNL Black with  
contrast stitching in  
Blue<sup>2</sup>/Black interior  
world




□ M Sport

**Exclusive  
Nappa leather**  
LZFK Black with  
Exclusive stitching<sup>3</sup> and  
contrast piping/Black  
interior world



□ M Sport

**Exclusive  
Nappa leather**  
LZFI Ivory White with  
Exclusive stitching<sup>3</sup> and  
contrast piping/Black  
interior world




□ M Sport

**Exclusive  
Nappa leather**  
LZNI Mocha with  
Exclusive stitching<sup>3</sup> and  
contrast piping/Black  
interior world


## INTERIOR COLOURS

Available with



■ SE  
■ M Sport

**Black**



□ SE  
□ M Sport

**Canberra Beige**

■ Standard equipment    □ Optional equipment


### INTERIOR TRIMS

Available with




■ **M Sport**

4K7 Aluminium Rhombicle with Pearl Chrome highlight




■ **SE**

4K9 Aluminium fine cutting with Pearl Chrome highlight




□ **SE**  
□ **M Sport**

4LH Finition Cove fine-wood with Pearl Chrome highlight




□ **SE**  
□ **M Sport**

4LF Finition Ridge fine-wood with Pearl Chrome highlight



□ **SE**  
□ **M Sport**

4LG Dark Burled Walnut fine-wood with Pearl Chrome highlight




□ **SE**  
□ **M Sport**

4LQ Poplar grain Grey fine-wood with Pearl Chrome highlight

### BMW INDIVIDUAL INTERIOR TRIMS

Available with




□ **SE**  
□ **M Sport**

**BMW Individual interior trim**  
4ML Piano Black

### HEADLINER

Available with



□ **SE**  
■ **M Sport**

**Headliner**  
775 Anthracite

<sup>1</sup> Not available in conjunction with sport seats.

<sup>2</sup> Not available in conjunction with comfort seats or Premium package.

<sup>3</sup> Only in conjunction with comfort seats and through-loading system.

# WHEELS AND TYRES.

Discover more with the new BMW catalogue app. Now available for your smartphone and tablet.



□ 20" BMW Individual light alloy V-spoke style 759 I wheels Bicolour, front 8J x 20 with 245/35 R20 tyres and rear 9J x 20 with 275/30 R20 tyres.



□ 19" light alloy W-spoke style 663 wheels Bicolour, front 8J x 19 with 245/40 R19 tyres and rear 9J x 19 with 275/35 R19 tyres.



■ 17" light alloy V-spoke style 618 wheels, 7.5J x 17 with 225/55 R17 tyres.  
(Standard on 520d/520d xDrive SE models).



□ 17" light alloy V-spoke style 631 wheels, 7.5J x 17 with 225/55 R17 tyres.



■ 18" light alloy Multi-spoke style 619 wheels, 8J x 18 with 245/45 R18 tyres.  
(Standard on 530i/540i xDrive/530d/530d xDrive SE models).



□ 19" M light alloy Double-spoke style 664 M wheels, Black, front 8J x 19 with 245/40 R19 tyres and rear 9J x 19 with 275/35 R19 tyres.



□ 18" light alloy V-spoke style 684 wheels, 8J x 18 with 245/45 R18 tyres.



■ 18" M light alloy Double-spoke style 662 M wheels, front 8J x 18 with 245/45 R18 tyres, rear 9J x 18 with 275/35 R18 tyres.  
(Standard on 520d/520d xDrive M Sport models).



■ 19" M light alloy Double-spoke style 664 M wheels, front 8J x 19 with 245/40 R19 tyres and rear 9J x 19 with 275/35 R19 tyres.  
(Standard on 530i/540i xDrive/530d/530d xDrive M Sport models).

# GENUINE BMW ACCESSORIES.

Equipment 40 | 41

■ Standard equipment   □ Optional equipment   ○ Accessories



○ Lockable **BMW roof box** in Black/Titanium Silver, 520-litre capacity, opens from both sides; suitable for all BMW roof rack systems.


○ **20" light alloy Cross-spoke style 636 wheels, Liquid Black** with mixed tyres and runflat properties. Front wheel size: 8J x 20 with 245/35 R20 tyres. Rear wheel size: 9J x 20 with 275/30 R20 tyres.



○ **Activity Key** – the small and buttonless key unit for touch-free locking, unlocking and start/stop can be worn as a clip, key pendant or wristband. Due to be available from June 2017.



○ **Travel & Comfort System** – base carrier. Provides an option to attach clothes hangers, a folding table, universal hooks or holders for GoPro cameras, iPads™ or Samsung Galaxy Tablets to the front seat headrest.



○ BMW's range of **child seats** utilise patented airpad safety technology to provide outstanding safety and everyday comfort for your younger passengers. Available in Black/Anthracite or Black/Blue.



○ **All-weather floor mats** – precision-fit protection from damp, dirt and waterlogging in the footwell. Available in Black.



○ **BMW Display Key Case** – the precision-fit case made from Nappa leather protects the BMW display key.



○ **Wireless charging case** for charging various Apple iPhone™ models via induction without a cable; mobile phone case also serves as protective case.



○ Precisely-fitted, durable, anti-slip, water-resistant **Luggage Compartment Mat**. Black with the number 5 featured as a stainless steel inlay.

**BMW 540i xDrive M SPORT SALOON:**

BMW TwinPower Turbo six-cylinder in-line petrol engine, 340hp (250kW), 20" BMW Individual light alloy V-spoke style 759 I Bi-colour wheels with mixed tyres, Bluestone metallic paint, Dakota leather seats in Ivory White with Exclusive stitching and Finline Ridge fine-wood interior trim with Pearl Chrome finisher.

**BMW 530e iPERFORMANCE SALOON:**

BMW TwinPower Turbo four-cylinder in-line petrol engine, 184hp (135kW), electric motor 95hp (70kW), 19" light alloy V-spoke style 635 wheels with mixed tyres (not available for UK market), Glacier Silver metallic paint, Dakota leather seats in Night Blue with Exclusive stitching and contrast piping and BMW Individual interior trim Piano Black.

The models illustrated in this brochure show the specifications of vehicles produced by BMW AG for the German market. In part, they include optional equipment and accessories not fitted as standard. The standard and optional equipment as well as the configuration options of the individual models may differ after the editorial deadline and in other European Union countries. For more information about country-specific vehicle versions, please contact your local BMW Retailer. Subject to change in design and equipment. Part number 95 38 1 004 041.  
February 2017.

© BMW AG, Munich/Germany. Not to be reproduced wholly or in part without written permission of BMW AG, Munich.

4 11 005 399 21 2 2017 BM.

