



The Ultimate  
Driving Machine



THE BMW M5.



# THE BMW M5.



# INNOVATION AND TECHNOLOGY.



18 M powertrain and M suspension



22 Driver assistance and safety



24 Connectivity and infotainment

# EQUIPMENT.



26 BMW M5



28 BMW M5 Competition



30 BMW Individual



32 Equipment highlights



38 Exterior colours



40 Interior colours



**FORMULA M.**



## WELCOME TO THE WORLD OF HIGH TECH.

ALL BMW 5 SERIES DRIVER ASSISTANCE SYSTEMS, INCLUDING STANDARD DRIVING ASSISTANT AND M HEAD-UP DISPLAY /// M SERVOTRONIC FOR DIRECT AND PRECISE STEERING /// GEAR SELECTOR WITH DRIVELOGIC SWITCH





## BOUNDLESS DRIVING PLEASURE.

M TWIN POWER TURBO V8 PETROL ENGINE WITH  
600HP /// M xDRIVE WITH ACTIVE M DIFFERENTIAL ///  
EIGHT-SPEED M STEPTRONIC TRANSMISSION  
WITH DRIVELOGIC /// LOWER WEIGHT THANKS TO  
INTELLIGENT LIGHTWEIGHT CONSTRUCTION



**PACKED WITH POWER  
UP TO THE  
CARBON ROOF.**

CARBON FIBRE ROOF AND M5 BONNET WITH  
SCULPTED CONTOURS /// AERODYNAMICALLY  
SHAPED M SPECIFIC EXTERIOR MIRRORS ///  
BROAD BODY WITH M SIDE GILLS





## LIFE IN THE FAST LANE.

SPECIFIC M REAR DIFFUSER ///  
M REAR SPOILER /// TWIN CHROME  
EXHAUST TAILPIPES



## RESERVE YOUR SPOT AT THE TOP.

ELECTRIC M MULTI-FUNCTION SEATS WITH FULL MERINO LEATHER UPHOLSTERY AND ILLUMINATED M5 BADGE IN THE HEADRESTS /// M LEATHER STEERING WHEEL WITH SHIFT PADDLES AND M1/M2 BUTTONS



## A CAR THAT'S GOT IT ALL. EXCEPT FOR COMPETITION.

**SPORTS CAR OR LUXURY SALOON? BOTH, ACTUALLY.** ULTIMATE POWER IS PRESENTED WITH SUCH STYLE, AT 625HP THE NEW BMW M5 COMPETITION IS STRONGER THAN EVER, WITH ITS EVERYDAY USABILITY UNDIMINISHED. EQUIPPED FOR THE FIRST TIME WITH M xDRIVE, DYNAMIC PERFORMANCE, AGILITY AND TRACTION ARE FURTHER ENHANCED FOR A NEW LEVEL OF DRIVING PLEASURE. THIS ULTIMATE DRIVING MACHINE IS COMPLETELY WORTHY OF THE LETTER M. GET IN, START THE ENGINE AND EXPERIENCE THE NEXT LEVEL OF EXHILARATION. **WELCOME TO THE BMW M5 SALOON.**






The **M xDrive with Active M differential** guarantees maximum traction and dynamic performance, both in everyday driving and on the racetrack. With DSC switched off, the driver can choose between the drive settings 4WD, 4WD Sport and 2WD, depending on personal preference and road conditions.



In **4WD mode**, the M xDrive has a neutral set-up focused on optimum control and superior traction. This is particularly useful when road conditions are poor. At the same time, this mode enables drivers to explore the dynamic potential of the BMW M5 with the stability control system switched off.



In **4WD Sport mode**, the M xDrive set-up is adjusted for increased agility and sporting ability. The combination of absolute precision, effortless handling and convincing traction ensures maximum driving enjoyment – especially on a dry surface.



In **2WD mode**, the BMW M5 enables driving enthusiasts to savour the purist enjoyment of a rear-wheel drive high-performance saloon, with the Active M differential ensuring supremely agile handling and outstandingly precise control.



Every BMW M development project begins with one aim: delivering outstanding dynamic ability. Every single component within the M5 suspension is designed for maximum performance, to ensure optimal road contact even when pushing the car to its limits. Aerodynamics optimisation, lightweight construction and other BMW M technologies raise the vehicle's level of performance even further.

## M5 suspension

The fundamentally revised M5 suspension fully highlights the vehicle's enormous dynamic potential. The vehicle features a wider front track, adjusted springs and harder stabilisers as well as a unique calibration of the Variable Damper Control, all of which work together to provide a distinctly athletic driving style.

The optional **M Carbon ceramic brakes**<sup>1</sup> deliver braking power more directly. They are non-corrosive, very resistant to abrasion, tolerate more heat and contribute to a lower vehicle weight, which has a positive impact on agility, dynamics and acceleration. Matt Gold coloured brake calipers with the M logo make this option visible from outside the car.



## User-configured M1 and M2 set-ups enable drivers to save individual driving dynamics settings.

The BMW M5 is able to save two individual driving dynamics configurations. Saving a set-up is easy and intuitive: to save the current setting, drivers simply have to press and hold down the M1 or M2 button on the steering wheel; alternatively, they can configure a set-up via the BMW iDrive menu. The M1/M2 buttons on the steering wheel are also used to access a saved set-up. The selected mode – M1 or M2 – is displayed in the instrument cluster.

## Configuration options.

M xDrive: for the BMW M5 with 4WD, 4WD Sport and 2WD modes  
 Eight-speed M Steptronic transmission with Drivelogic: shift mode (D or S) and shift programs (level 1, 2 and 3)  
 M TwinPower Turbo engine: response – Efficient, Sport or Sport+  
 M Servotronic: servo boost – COMFORT, SPORT or SPORT+  
 M5 suspension: response – COMFORT, SPORT or SPORT+  
 Dynamic Stability Control (DSC): modes – DSC ON, MDM (M Dynamic Mode) or DSC OFF  
 Drivers can also adjust the display mode of the BMW M-specific Head-up Display



**Eight-speed M Steptronic transmission with DRIVELOGIC** features extremely quick gear shifts and gear shift characteristic options: from athletic and dynamic to comfortable and fuel-efficient. The gears can also be changed manually with the M selector lever, or via paddles on the steering wheel.

<sup>1</sup> Depending on conditions and usage, features specific to the materials used can lead to operational noises, particularly in wet conditions, just before the vehicle comes to a halt.

■ Standard equipment □ Optional equipment



Challenging the laws of physics is part of BMW M automobiles' DNA. This always includes a maximum amount of safety as well – because power is useless if it can't be controlled. This is why BMW M includes anticipatory technologies that support the driver to combine unlimited driving enjoyment with the highest degree of safety. A wealth of intelligent safety measures are in place to ensure that you always feel protected on the road, even when approaching the car's limits.

■ The BMW Icon **Adaptive LED Headlights** include BMW Selective Beam, cornering lights and adaptive headlights. The light colour is similar to daylight and provides an ideal, even illumination of the road to improve visibility and make driving in the dark less tiring. The iconic light design with four light elements makes the vehicle recognisable as a BMW even at night.



■ The full-colour **BMW Head-up Display with M-specific functions** projects all information relevant for the journey directly into the driver's field of vision. With the press of a button, the driver can switch to the M-specific display, which includes a gear indicator, the rpm as a dynamic range curve with shift lights indicating the optimal moment to shift as well as navigation tips.



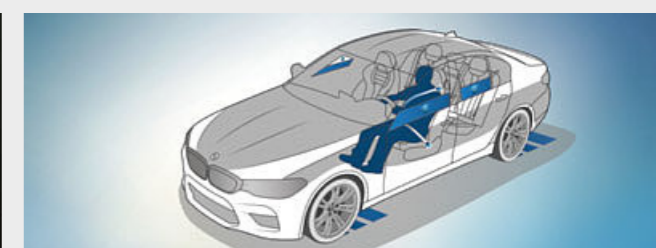
□ **Parking Assistant Plus** makes parking and manoeuvring the vehicle easier. It features Surround View including Top View, Remote 3D View, PDC as well as a lateral parking aid, the Active PDC emergency braking function and the Parking Assistant with linear guidance that provides fully automatic parking both parallel and perpendicular to the road.



□ **Driving Assistant Plus** offers greater comfort and security during monotonous or complex driving situations. These can include traffic jams, stop-and-go traffic or long journeys through the city, on country roads or motorways, along with navigating junctions and lane changes.



□ **BMW Night Vision with person recognition** makes people and large animals visible on the Control Display from a distance using heat imaging and illuminates them with the Dynamic Marker Light in the main headlight. An additional warning system is also automatically activated when the vehicle is started, regardless of the status of the imaging display.



□ **Dynamic Safety** is the BMW ConnectedDrive preventive passenger protection system. Dynamic Safety warns the driver if it detects signs of tiredness, safety belts are pre-tensioned in critical situations, electric seats are returned to upright positions and the windows and sliding roof are closed. After an accident occurs, the brakes are automatically applied until the car reaches a standstill.

[www.bmw.co.uk/connected](http://www.bmw.co.uk/connected)

## REGISTERS UP TO **360** DEGREES OF THE VEHICLE'S SURROUNDINGS.

Enjoy the greatest convenience and the highest level of safety with BMW ConnectedDrive. For driving, parking and visibility, the BMW ConnectedDrive driver assistance systems are there when you need them, reliably, in every situation. The most cutting-edge systems, such as radar, ultrasound and cameras, dependably register the vehicle's surroundings, forming the basis for intelligent driver assistance systems. Whether activated when desired, or as emergency assistance in the background – the assistance systems from BMW ConnectedDrive make every drive safer and more convenient.

## CONNECTED FOR OVER **20** YEARS.

Focused on the future – from the very beginning. By the 1990s, BMW had already made headway in connected mobility. Another milestone of the digital future was surpassed in 2004 with vehicles with built-in SIM cards. Then came the first online functionality, Google Services and innovative display systems such as the BMW Head-Up Display. Throughout this process, the desires of the customer have always taken centre stage. In a first for a premium automobile manufacturer, BMW makes it possible to book and pay for services flexibly via the BMW ConnectedDrive Store, in the vehicle or on a computer at home. And with the introduction of BMW Connected and the Open Mobility Cloud, BMW is taking the next steps into the future of mobility.

## MORE THAN **20** SERVICES IN THE BMW CONNECTED DRIVE STORE.

ConnectedDrive Services forms the basis for intelligent BMW ConnectedDrive functions, as well as for the integration of selected smartphone apps. This equipment also provides access to the BMW ConnectedDrive Store, in which services and apps can be ordered or extended any time and anywhere to suit the user's individual requirements – for example, with Concierge Service or Online Entertainment, every drive can be turned into a convenient and entertaining experience.

## IN TOUCH **24/7** WITH BMW CONNECTED.

What would it be like if you were never late again? What if your BMW already knew your regular destinations? How would you like reliable navigation, whether you're sitting in your vehicle or not? BMW Connected provides you with the information you need, when and where you want it. BMW Connected is a personal mobility assistant which facilitates your everyday mobility and aids you in reaching your destinations relaxed and on time. With the BMW Connected App, mobility-relevant information such as recommendations for optimal departure times are available via a smartphone or smartwatch and can be seamlessly transmitted to the car.

## ONLINE ENTERTAINMENT.

Safely share your arrival time and current position in a map view with family and friends by using "Share live trip status". The recipient receives a link to a website that displays the destination and current location of the vehicle on a map.

## DOOR-TO-DOOR NAVIGATION.

Getting to your appointments relaxed and on time is no problem thanks to the "Door-to-door navigation" function in BMW Connected. On arrival, users can use their smartphone or a connected smartwatch to be guided from their parked car to their final destination by foot.

## REAL TIME TRAFFIC INFORMATION.

Real Time Traffic Information (RTTI) collects current traffic information about motorways, main and country roads and the most important urban routes. It relays information about delays and dangers almost instantly. The best alternative routes are suggested accordingly. On-Street Parking Information is included, making the parking space search more efficient.

## CONCIERGE SERVICES.

Concierge Services puts the driver through to a BMW Call Centre agent at the touch of a button. The agent can locate a particular restaurant, the closest cash dispenser or an emergency pharmacy and send the address details directly to the car's BMW navigation system.

■ Standard equipment □ Optional equipment



Distinctive air inlets, a large kidney grille with double slats and a carbon roof echoing the contours of the bonnet underscore the dynamic proportions of the BMW M5 and provide an instant visual cue indicating the car's power.



The Chrome twin exhaust tailpipes and side gills with M5 designation point to the powerful engine of the BMW M5.



■ The cockpit features red contrasts such as the M1 and M2 buttons on the M leather steering wheel equipped with multi-function buttons and gearshift paddles. The Start/Stop button and gear selector provide added motor racing appeal in the interior.



□ 20" M light alloy Double-spoke style 706 M wheels, Bicolour, front 9.5J x 20 with 275/35 R20, rear 10.5J x 20 with 285/35 R20 tyres.



□ The M multi-functional seats upholstered in Full Merino leather, for the driver and front passenger, combine the comfort of a saloon seat with the appearance and functionality of a bucket seat as used in motor racing. The adjustable headrest with illuminated M5 badge finishes the exclusive appearance of the front seats.



## BMW M5 COMPETITION.

Increase top performance with the new BMW M5 Competition. The engine power is increased to 625hp (460kW), the stiffer engine mounts, the athletic direct steering and the specially developed Competition chassis, which is now 7mm lower than the BMW M5, are fully designed for dynamics. The valve-operated, M Sport exhaust system delivers either a particularly sporty or more low-key engine sound, depending on the driver's preference. The design has in no way been compromised by all this; the 20" M light alloy Y-spoke style 789 M wheels, Bicolour with mixed tyres, M Sport exhaust system with Black tailpipes and exclusive design elements such as the M rear spoiler and the rear apron insert in High-gloss Black offer pure racing feeling - in everyday use and on the race track.



The standard M multi-functional seats with electrically adjustable headrests are upholstered in Full Merino leather in Aragon Brown with Black contrasting stitching and provide a comfortable and athletic seating position.



# BMW INDIVIDUAL.

Express your personality.

The BMW M5. Inspired by BMW Individual.

The BMW Individual Collection, available as optional equipment, provides a sheer unlimited range of exclusive customisation options for you to turn your vision into reality. All upgrades excel with the most sophisticated materials and high-end craftsmanship – BMW Individual represents perfection down to the most minute detail. The vehicle's elegantly dynamic character is enhanced as much by the BMW Individual paint in Frozen Arctic Grey metallic and the BMW Individual Full Merino leather upholstery in Tartufo. The BMW Individual Alcantara Anthracite headlining with BMW Individual Plum Brown High-gloss interior trim with Pearl Chrome finisher complete this expressive and prestigious ensemble.



EXPERIENCE BMW INDIVIDUAL INTERACTIVE WITH THE BMW INDIVIDUAL APP FOR iOS AND ANDROID.



BMW Individual interior trim in Plum Brown High-gloss with Pearl Chrome finisher. The wood veneer develops over time to bring out darker hues and entices with an unusually rich interplay of colours.

BMW Individual Full Merino leather in Tartufo.

■ Standard equipment □ Optional equipment



■ With High-gloss Shadowline exterior trim, various design elements come in High-gloss Black for a particularly elegant look. This includes the trim strips on the side frames as well as the window recess finishers, B-pillars, rear window guide rails, mirror frame and base.




■ The BMW Icon Adaptive LED Headlights are notable for a light distribution that automatically adjusts to the driving speed illuminating the road ahead. In addition to indicators and daytime running lights it includes the BMW Icon Adaptive Headlight function with variable city and motorway light distribution, cornering lights as well as BMW Selective Beam which automatically switches between the low and high-beam.



■ Side gills with M designation ensure optimal airflow around the wheel arches thanks to an integrated Air Breather. At the same time, the pronounced three-dimensional look underscores the M line's distinctive combination of technical perfection and breathtaking design.



■ The high-performance M Sport brakes are distinguished by exclusive Blue brake calipers with M designation and outstanding braking performance.



□ 20" M light alloy Double-spoke style 706 M wheels, Black, front 9.5J x 20 with 275/35 R20, rear 10.5J x 20 with 285/35 R20 tyres. (Shown here with optional M Carbon ceramic brakes).



■ 20" M light alloy Double-spoke style 706 M wheels, Bicolour, front 9.5J x 20 with 275/35 R20, rear 10.5J x 20 with 285/35 R20 tyres.



□ The large electric glass sunroof lets plenty of light into the car creating the comfortable feeling of a generously proportioned airy interior. The touch of a button activates the slide and lift function with anti-trap protection and integrated wind deflector prevents draughts from developing in the interior and ensures a lower level of wind noise. Sunroof unavailable with standard Carbon fibre roof.



■ Automatic tailgate operation allows the driver to conveniently open and close the tailgate by simply pressing the button located in easy reach in the door panelling or on the car key. The tailgate can of course also be opened in the conventional manner, using the outside handle, and closed quietly pressing a button on the inside of the tailgate.



■ The Comfort Access with smart-opener makes it possible to open all four vehicle doors, including the luggage compartment, without using the key. This equipment includes contactless opening and closing of the bootlid with a quick wave of the foot under the rear bumper.

# EQUIPMENT HIGHLIGHTS.


■ Standard equipment □ Optional equipment



■ M multi-functional seats for the driver and front passenger in exclusive design with illuminated M5 designation reflect the vehicle's athletic look. Lower seat bases and high side bolsters emphasise the shell-seat look and guarantee excellent lateral support. Accompanied by a comprehensive range of adjustment possibilities, maximum comfort is achieved.



■ The full-colour BMW Head-up Display with M-specific functions projects all information relevant for the journey directly into the driver's field of vision. With the press of a button, the driver can switch to the M-specific display, which includes a gear indicator, the rpm as a dynamic range curve with shift lights indicating the optimal moment to shift as well as navigation tips.



□ The M seat belts with belt tensioner and belt force limiter boast an exquisite woven highlight in the classic M colours.



■ Ambient lighting creates a relaxed, cosy lighting atmosphere in the interior, and features vicinity illumination in the exterior door handles. There are 11 predefined light designs available in six different colours, with contour and ambient lighting on the instrument panel, door trim and centre console.



■ The Digital Cockpit features five analogue displays: speedometer, rev counter, fuel gauge, oil temperature and fuel consumption, as well as a status indicator for the M Driving dynamics system: steering, suspension, engine, Drivelogic and M xDrive setup. An Info Display shows the exterior temperature and on-board computer functions, for example.



■ Automatic air conditioning allows the driver and front passenger to set separate air volume and temperature preferences. Includes rear air vents, microfilter, active carbon filter, Automatic Air Recirculation (AAR), fogging sensor, maximum cooling and auxiliary ventilation function.



□ Exclusive ceramic embellishers for controls such as the gear lever and temperature and volume dials, as well as the border around the iDrive controller, lend a particularly high-quality and luxurious look.



■ The BMW Individual headlining in high-quality Alcantara Anthracite featuring matching sun visors and body pillars lined in Anthracite gives the interior a striking and sophisticated look.



■ The rear temperature can be individually controlled via two additional vents in the B pillars by way of a separate control panel by rear passengers with standard automatic air conditioning with four-zone control.



■ The M leather steering wheel includes multi-function buttons, M logo, chrome detailing, M1 and M2 buttons and an integrated driver-side airbag. Featuring a double-spoke design in Black leather with coloured contrast stitching and contoured thumb rests, it feels great in the hand.

■ Standard equipment □ Optional equipment



■ With BMW Gesture Control, certain functions can be operated by means of defined hand movements. For certain operations the system will, for example, recognise gestures such as swiping or pointing for accepting or rejecting an incoming call, or circular motions of the index finger to adjust volume.



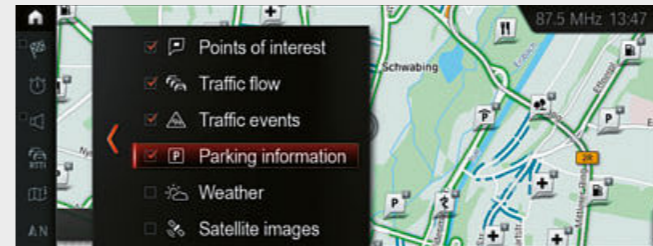
□ The M Driver's package increases the top speed to 190mph. Also includes optional BMW Driver Training.<sup>2</sup>



□ The Bowers & Wilkins Diamond Surround Sound System with two diamond tweeters features outstanding studio-quality sound for every seat in the car. The 16 carefully positioned speakers ensure a mesmerising sound experience and are illuminated, visually emphasising the system's outstanding sound quality.



■ The outstanding harman/kardon loudspeaker system features a 600W digital amplifier, nine channels and 16 speakers. Its sophisticated sound perfectly fills the interior space. Vehicle-specific, speed-dependent equalising precisely compensates for any background driving noise.



■ On-Street Parking Information simplifies the search for a parking space by searching for a free parking space in selected big cities. The streets on the navigation map are colour-coded to reflect the probability of a free space. Dark blue indicates a high probability and light blue a medium probability of finding a free parking space on the street.



□ The Massage function for driver and passenger improves the physical wellbeing by stimulating or relaxing certain muscle groups. There are eight massage programmes dedicated to different parts of the body.



■ The High-beam Assistant supports driving in the dark by automatically adjusting the high-beam headlights in response to oncoming traffic or vehicles up ahead.



□ The BMW Display key shows various information about the vehicle's status and allows selected functions to be controlled with an integrated touch display.



■ A smartphone holder within the centre console features inductive charging<sup>1</sup> for compatible mobile telephones (using Qi wireless charging format) and connection to the vehicle's external aerial. Includes LED charge level indicator and forgotten mobile phone warning. A roof aerial connection improves mobile reception. Two mobile telephones and an audio player can be connected simultaneously via Bluetooth. Also included are: Bluetooth Office and the technical capacity for a WiFi hotspot.



■ Using the BMW M laptimer app, driving data from the racetrack can be recorded accurately and then analysed. The recorded information can be shared as a snapshot on social media while the data, including accelerator position, steering angle, G-force and best lap time, can be sent by email. A GoPro interface is also incorporated.




■ With Remote 3D View, you can see your parked vehicle's surroundings from a distance on a smartphone. The function can be activated via the BMW Connected App (for iOS). It also enables you to save the 3D images on your smartphone.

<sup>1</sup> For smartphones without an inductive charging function, charging cases are available to purchase via BMW Accessories.

<sup>2</sup> The increased top speed is not available until the running-in inspection has been completed.

# EXTERIOR COLOURS.

■ Standard equipment □ Optional equipment



■ **Non-metallic** 300 Alpine White




■ **Metallic** B41 Singapore Grey



■ **Metallic** C1K Marina Bay Blue




■ **Metallic** C1G Snapper Rocks Blue



■ **Metallic** 475 Black Sapphire



■ **Metallic** C28 Donington Grey



■ **Metallic** C2Y Bluestone

## BMW INDIVIDUAL.



□ **BMW Individual** 490 Frozen Arctic Grey metallic




□ **BMW Individual** 490 Frozen Dark Brown metallic




□ **BMW Individual** 490 Frozen Cashmere Silver metallic



□ **BMW Individual** 490 Frozen Dark Silver metallic




□ **BMW Individual** X08 Champagne Quartz metallic



□ **BMW Individual** X14 Almandine Brown metallic




□ **BMW Individual** X17 Rhodonite Silver metallic



□ **BMW Individual** S34 Azurite Black metallic



□ **BMW Individual** 490 Brilliant White metallic



□ **BMW Individual** 490 Pure Metal Silver



□ **BMW Individual** 490 Frozen Marina Bay Blue metallic

[ Colours ] The colours printed above are intended to provide you with a first impression of paints and materials available for your BMW. Experience has shown, however, that printed images of paint, upholstery and interior trim colours cannot faithfully reproduce the actual


appearance of the originals. We recommend therefore that you consult your BMW Retailer who will be able to show you original samples and assist with any requests.

■ Standard equipment □ Optional equipment

## LEATHER



■ **Full Merino leather**  
X3A9 Silverstone/Black colour world



■ **Full Merino leather**  
X3D8 Aragon Brown/Black colour world



■ **Full Merino leather**  
X3SW Black/Black colour world

## BMW INDIVIDUAL.



## LEATHER



□ **BMW Individual Full Merino leather** ZBFU Smoke White/Black colour world<sup>1</sup>



□ **BMW Individual Full Merino leather** ZBCR Caramel/Black colour world<sup>1</sup>



□ **BMW Individual Full Merino leather** ZBTQ Tartufo/Black colour world<sup>1</sup>

## HEADLINING



■ **BMW Individual headlining**  
Alcantara Anthracite

## INTERIOR TRIMS



■ **4WN Aluminium Carbon Structure** with Pearl Chrome finisher



□ **4WM Dark Aluminium Carbon Structure** with Dark Chrome finisher



□ **4LF Finline Ridge fine-wood** with Pearl Chrome finisher

## BMW INDIVIDUAL.



## INTERIOR TRIMS



□ **BMW Individual** 4WY Plum Brown Fine-wood with Pearl Chrome finisher



□ **BMW Individual** 4ML Piano Black with Pearl Chrome finisher



□ **BMW Individual** XEW Sen Light Brown fine-wood with Pearl Chrome finisher

Please note that even normal long or short-term use can lead to permanent upholstery damage. This can be caused in particular by non-colourfast clothing.

<sup>1</sup> Only with 453, Seat ventilation, front.

**BMW M5:**

M TwinPower Turbo eight-cylinder petrol engine, 600hp (441kW), 20" M light alloy Double-spoke style 706 M Bicolour wheels with mixed tyres, Marina Bay Blue metallic paint, M multi-function seats for driver and front passenger with Full Merino leather upholstery in Silverstone with a Black colour world, Aluminium Carbon Structure interior trim with Dark Chrome highlight.

**BMW M5 Competition:**

M TwinPower Turbo eight-cylinder petrol engine, 625hp (460kW), 20" M light alloy Y-spoke style 789 M Bicolour wheels with mixed tyres, BMW Individual Frozen Dark Silver metallic paint, M multi-function seats for driver and front passenger with Full Merino leather upholstery in Aragon Brown with a Black colour world, Dark Aluminium Carbon Structure with Dark Chrome highlight.

The models illustrated in this brochure show the equipment and configuration options (standard and optional) for vehicles produced by BMW AG for the German market. Alterations in standard and optional equipment and the configurations, as described in this brochure, may differ at the time of printing, or according to the specific requirements of other markets. Your local BMW Retailer is available to provide further details. Subject to alteration in design and equipment. Part number 01 29 2 466 878 V1. April 2019.

© BMW AG, Munich, Germany. Reproduction, even in part, only with the written approval of BMW AG, Munich.

411 005 150 21 1 2019 CB. Printed in Germany 2019.