

The BMW M6
Coupe
Convertible



The Ultimate
Driving Machine



THE BMW M6 COUPÉ AND CONVERTIBLE.

POWER, PERFECTLY FORMED.



PURE EXTRAVAGANCE.

When perfect aesthetics meet uncompromising motorsport genes, one thing becomes immediately apparent – resistance is futile. BMW M engineers have given the formidable 560hp (412kW) M6 a very special feature: extravagance. Strikingly athletic contours and the finest materials fuse elegantly into a harmonious, high-performance powerhouse that stirs all the senses. In Coupé or Convertible, the BMW M6 will leave no one unmoved.

**THE BMW M6
COUPÉ AND CONVERTIBLE.**



The BMW M6 Coupé and Convertible

PERFORMANCE MEETS EXTRAVAGANCE.

- 08 Performance**
Peak power without compromise.
- 12 Exterior**
The design language of the BMW M6.
- 16 Interior**
A motorsport atmosphere, elegantly interpreted.
- 20 Performance statements**
The presence of the BMW M6.
- 22 Leading lightness**
Lightweight construction to its fullest extent in the BMW M6.

Technology

POWERFUL YET EFFICIENT.

- 24 M TwinPower Turbo V8 petrol engine**
High efficiency with maximum performance.
- 26 The Competition package**
Goosebumps included.
- 28 Chassis and safety**
From the race track to the road.
- 30 BMW ConnectedDrive**
So connected, you're free.

Equipment

AN EXCEPTIONAL SENSE OF STYLE.

- 34 BMW Individual**
- 36 Exterior colours**
- 37 Upholstery colours**
- 38 Interior colours / Interior trims**
- 39 Combinations**
- 40 Standard / Optional equipment**

Overview

THE BMW M6 AT A GLANCE.

- 42 Technical data**
- 44 BMW Service and BMW Brand Experience**
Exclusive offers for BMW customers.

Editorial

THE POWER OF PURE FASCINATION.

BMW M engineers are driven by their own particular fuel: a fascination with performance. In the BMW M6 models, they have pursued this passion without compromise, combining thoroughbred motorsport technology with outstanding elegance like never before. Pure BMW M genes embody the BMW M6 Coupé and Convertible with new levels of refinement and breathtaking aesthetics.

Join us on the grand highways and dazzling boulevards of Miami for a thrilling encounter with two exceptional cars. And experience for yourself the fascination of the BMW M6.

www.bmw.co.uk
www.bmw.ie

Equipment of the model shown: BMW M6 Coupé

Engine: M TwinPower Turbo V8 petrol engine
Output: 560hp (412kW)
Wheels: 20" light alloy M Double-spoke style 343 M
Exterior colour: Sakhir Orange metallic
Upholstery: M Sport seats in Black Full Merino leather
Interior trim: Carbon-fibre

For information on fuel consumption and CO₂ emissions, please refer to pages 42 | 43.

Equipment of the model shown: BMW M6 Convertible

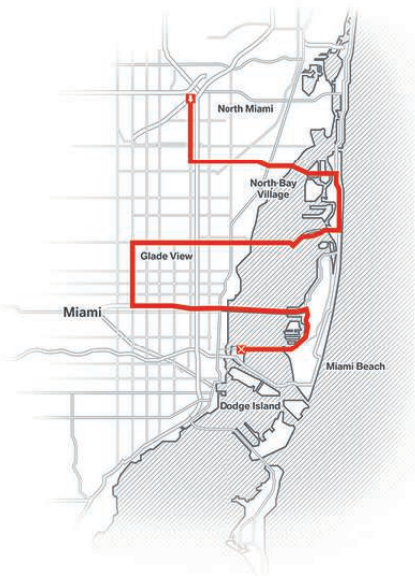
Engine: M TwinPower Turbo V8 petrol engine
Output: 560hp (412kW)
Wheels: 19" light alloy M Star-spoke style 344 M
Exterior colour: San Marino Blue metallic
Upholstery: M Sport multi-function seats in Silverstone Full Merino leather
Interior trim: Carbon-fibre

For information on fuel consumption and CO₂ emissions, please refer to pages 42 | 43.



www.facebook.com/bmwuk
www.facebook.com/bmwireland

IT BEGINS – A DEMONSTRATION OF PERFORMANCE.



The haze has dispersed and the midday sun beats down from a blue sky. Hot air shimmering over the asphalt makes the dazzlingly chic Miami skyline dance on the horizon. The day is radiant and a soft breeze blows in from the Keys. All is tranquil.

But all this is about to change. A sound, barely perceptible in the distance a moment ago, is now rising in pitch and closing in at speed. It is the surging expression of accelerating engines, changing and charging the atmosphere in an instant. It is the sound of two V8s accelerating through the gears. As the engines thunder, two arrow-shaped bodies sweep into view. Their speed and elegance is thrilling. It's impossible

to look away. No one can resist the surge of excitement. It's a flying start for a demonstration of power and luxury in the form of two new performance icons: the BMW M6 Coupé and Convertible.





THE RULES OF PHYSICS,
MADE TO BE BROKEN.

Light but purposeful pressure on the accelerator triggers a chain reaction – the rising rev counter needle, the force of gravity, the level of adrenaline. The BMW M6 Coupé is ready to overtake.

These two top athletes are powered by the BMW M TwinPower Turbo eight-cylinder petrol engine with torque of up to 680Nm and output of 560hp (412kW). This peak performance accelerates the BMW M6 Coupé from 0 to 62mph in just 4.2 seconds and 4.3 seconds in the BMW M6 Convertible. There's also the guarantee of formidable pulling power and, therefore, instant responses from the very first touch of the accelerator right through to the uppermost engine speeds. All this power, of course, requires

particularly deft control. Which is where the M high-performance chassis comes in. This ensures precise handling as well as rewardingly authentic road-feel. At the same time, the newly developed Active M Differential ensures maximum traction and control in every driving situation. Just as impressive is the optional M Carbon ceramic brake system offering optimum safety and precision, even in the toughest conditions.



Thanks to BMW EfficientDynamics, the BMW M6 Coupé consumes an average 28.5mpg (9.9l/100km), with the Convertible using just 27.4mpg (10.3l/100km). It's an impressive balance of performance-to-consumption.






.....
A VOCAL
PERFORMANCE
THAT LEAVES
YOU SPEECHLESS.
.....

On the 79th Street Bridge, the unmistakably sonorous voice of the V8 engine is briefly interrupted by a blip of the throttle. Acoustic fireworks immediately follow, rapidly increasing in pitch and intensity.

The rich sound of the BMW TwinPower Turbo eight-cylinder petrol engine is testament to its impressive power which is, in turn, transformed with optimum precision into thrilling forward thrust by the seven-speed M Double Clutch transmission (M DCT) with DRIVELOGIC. Gear shifts are lightning-fast and although clearly audible to the driver, they are scarcely noticeable – evidence that this transmission guarantees uninterrupted propulsion with no loss of traction. You can refine this thrilling experience according to preference with the two configurable M Drive settings on the new M leather steering wheel. This allows you to adapt vehicle characteristics at will, from heightened motorsport dynamics to long-distance comfort. Whatever mode you select, the two twin exhaust tailpipes ensure that the performance of the BMW M6 makes every drive an unrivalled experience for your ears.



The seven-speed M Double Clutch Transmission with DRIVELOGIC can be shifted using the paddles, without taking your foot off the accelerator, for an even sportier driving experience.



AERODYNAMIC EXCELLENCE.
OVERWHELMING ELEGANCE.

Symbol of power:
M side gills with
integrated indicators
on the powerfully
sculpted flanks. Telling
details that capture
attention on each and
every drive.



The fine colour pigments of the paintwork sparkle in the sunlight and reflections stream over the car's surfaces. The sharply defined silhouette of the BMW M6 Convertible seems to cleave through the air, making every head turn.

The all-conquering presence of the BMW M6 Convertible makes one thing absolutely clear – this car has first-class genes. You see it in the long, sleek bonnet, the M side gills and the aerodynamically optimised exterior mirrors. It's also there in the bold side sills and the enhanced presence that comes with its impressively sculpted rear. This is an imposing design that fuses the elegance of a classic two-door sports car with the distinctive details

of BMW M. The paintwork in San Marino Blue metallic accentuates the brilliance. Overall, the perfect synthesis of aesthetic superiority, high-performance and luxury results in breathtaking driving pleasure under the open skies. And as for the boldly sensuous lines of the BMW M6 Convertible, they have just one aim. To beautifully cut through the air.

The purposeful front lies low over the black asphalt as the car sprints with unrelenting pace along the Alton Road. The athletic BMW M6 Coupé is on the home stretch.

Adaptive LED Headlights focus their concentrated gaze on the road. The M6 badge, framed in the kidney grille with double Black vertical slats leaves absolutely no doubt concerning the identity of this top athlete. Large air inlets in the striking front apron appear hungry for air to ventilate the engine. Muscular wheel arches make room for the wide track of the M high-performance chassis, while framing the M light alloy wheels. At the rear, a diffuser further enhances the aerodynamic profile. It all speaks of the powerful elegance of the BMW M6 Coupé in the inimitable language of BMW M. And it's all focused on one goal: maximum performance.



DESIGN BEYOND
IMAGINATION.

The newly developed, specially contoured Carbon-fibre reinforced plastic (CFRP) roof is designed for optimum aerodynamics and airflow. It also reduces weight and lowers the car's centre of gravity. Clearly, intelligent lightweight engineering in the BMW M6 Coupé is about more than motorsport looks – it delivers outstanding agility, too.

INSIGHTS ON LUXURY. AND SHINING PROSPECTS.

In the tropical Florida climate, the cooling wind is a welcome relief. Inside the BMW M6 Convertible, each moment can be enjoyed to the full. This absolutely self-assured car leaves nothing to be desired.

The promise of the exterior is confirmed by just one look at the cockpit. What's more, in the BMW M6 Convertible, you set the pace. All controls are designed for intuitive operation and centred on the driver. Within the perfect ergonomics of this interior, subtle similarities to the interiors of luxury, high-performance sports boats are revealed in the exquisite materials and first-class craftsmanship. When it comes to the practicalities, the full colour Head-up Display ensures even greater visibility and safety. The M specific display projects all relevant driving data, directly onto the windscreen. Also, BMW ConnectedDrive gives unlimited connectivity so you can keep in touch with the outside world via news, your calendar and email.



DYNAMIC STYLE. WITH NO LIMITS.

You've arrived. The rich note of the V8 turbo engine is silenced by the touch of a button. On opening the door, the warm sea air mingles with the scent of exquisite leather. It's a captivating moment. Despite the long drive, you are still reluctant to get out of the BMW M6 Coupé.

Sportiness and style need not be mutually exclusive – as the interior of the BMW M6 Coupé, with its interplay of exclusivity and dynamics, impressively demonstrates. The two-tone double stitching on the M Sport leather steering wheel alone indicates that this is not the interior of an ordinary sports car. There's also the assertively sporty M Carbon-fibre interior trim, the elegance of the finest leather and the highest quality craftsmanship. The ambience within the BMW M6 Coupé is, without doubt, in a class of its own. Twin peaks of performance and luxury combine to form a harmonious unit making every drive a fascinating journey for your senses.



One touch of the Start-Stop button and the red needles of the speedometer and rev counter on white-lit dials signal what lies ahead. Pure M driving dynamics – uncompromisingly designed for journeys that take you beyond the everyday.





PERFORMANCE
AND PRESTIGE.
PERFECT UNITY.

The sun sinks over the Watson Island causeway and the heart rate levels out. Moments ago, these elite athletes were performing at their respective peaks; now they are at stylish repose in the evening light. And yet, even when still, their appearance thrills. These automotive icons have compelling strength of character in every situation – making unparalleled performance statements, both day and night.



The presence of inner strength: Impressive LED light design, front and rear, add a stylish touch of brilliance and emphasise the commanding stature of the BMW M6 Coupé and Convertible.

LEADING LIGHTNESS – WITH ITS ADVANCED
NEW CARBON-FIBRE ROOF,
THE BMW M6 COUPÉ IS THE EPITOME
OF LIGHTWEIGHT ATHLETICISM.

The black material allows lightweight construction to its full extent, in all the right places.

Carbon sheets are delivered on rollers and layered one on top of the other (right). Robots transport the pre-formed roof (far right) to the large press for injection of the resin (below).



THE CARBON-FIBRE REINFORCED PLASTIC (CFRP) ROOF IS HALF THE WEIGHT OF ITS STEEL EQUIVALENT AND LOWERS THE CENTRE OF GRAVITY.

A 470-tonne steel colossus dominates the production floor of the BMW Landshut works. The press conceals one of the best-kept secrets in the automotive industry: the automated production of carbon components – in this case the roof of the BMW M6 Coupé.

Carbon is a key technology in future lightweight engineering. The resin-coated weave, made of microscopic carbon-fibres, is half the weight of steel. Using it to reduce the weight in the highest part of the car, the carbon-fibre roof of the BMW M6 Coupé lowers the centre of gravity and enhances driving dynamics.

Consequently, the BMW M6 driver races through bends with greater speed and precision.



The huge press at the heart of the Landshut facility houses the central production process: the high-pressure injection of epoxy resin into the pre-formed roof with its millions of carbon-fibre filaments. Only perfection will do because, to achieve the roof's extraordinary resilience and flawless surface, the liquid resin must flow around every single fibre down to the last micrometre. Before this crucial process, the roof passes through important steps in the workshop.

The raw material, delivered in large bales and automatically unrolled, is stacked in five layers and cut to size. According to the load in the subsequent component, the fibres of the individual woven layers run lengthwise, laterally or diagonally. The top layer serves as a visible endpoint.



The roof is pre-formed in a heated press with the help of a fast-melting powder, so the fabric layers no longer slip and the roof achieves the correct curvature. The next stage is the combination of the pre-formed roof and the resin in the large press. The stacked carbon-fibre roofs are then put into a large oven for further hardening. After four hours at 115 degrees, the roofs are ready for final processing where the carbon surface is given a transparent layer of varnish to protect against ultra-violet light. Finally, the roofs are packed for transporting to the nearby Dingolfing works. There they are glued into the painted bodyshells of the BMW M6 Coupé.

The large number of carbon roofs in production is testament to the skills of the Landshut experts in handling one of the most important materials in future car manufacturing. It's thanks to the expertise gathered here that BMW is today in a position to manufacture entire body shells from carbon.




MAXIMUM EFFICIENCY, ULTIMATE POWER.

The figures say it all: 680Nm, 560hp (412kW) and 4.2 seconds from 0 to 62mph for the BMW M6 Coupé and 4.3 seconds from 0 to 62mph for the BMW M6 Convertible. The high-revving M TwinPower Turbo eight-cylinder engine in the BMW M6 Coupé and BMW M6 Convertible makes a singularly forceful statement when it comes to performance and acceleration. The combined forces of M typical linear delivery and enormous thrust from the double turbocharger fully exploit the superb pulling power of the high-performance engine. Two separate and generously dimensioned intercoolers cool the engine, the charge air and the engine electronics, while the patented M TwinScroll charging concept ensures remarkable responsiveness. Huge torque is available across a wide engine speed range, with emphatic forward thrust from just over idle right through to high revs. Thanks to the spectacular responsiveness, the engine is always responsive to the accelerator and the transverse force oil pump ensures optimal lubricant delivery to the engine, even during high transversal acceleration. And thanks to two TwinScroll turbochargers with VALVETRONIC, Double-VANOS and High-precision direct injection, the engine also sets benchmarks when it comes to the performance-to-fuel-consumption ratio. In combination with further BMW EfficientDynamics measures, such as Auto Start-Stop and Brake Energy Regeneration, the result is average consumption of only 28.5mpg (9.9l/100km) for the Coupé and 27.4mpg (10.3l/100km) for the Convertible. You will enjoy every metre as the seductive M sound emphasises the unique character of these high-performance vehicles.



TwinScroll turbocharger with a cross-bank exhaust manifold: the exhaust flows from each of two cylinder pairs with a 360° firing interval and are combined and routed along separate channels before reaching the turbine wheels of the turbochargers. This guarantees that gas flow is not compromised. It's a highly efficient charging concept that leads to optimum energy transfer – and, therefore, extremely spontaneous responsiveness.

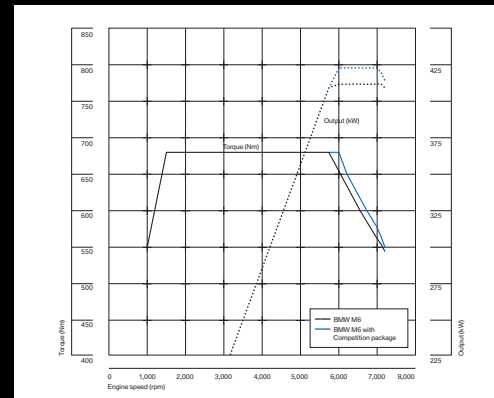


THE COMPETITION PACKAGE: GOOSEBUMPS INCLUDED.




Pure racing feel. With the optional Competition package, the performance of the BMW M6 models is brought to every stretch of road with even greater precision and powerful conviction. The already scintillating output of the M TwinPower Turbo eight-cylinder petrol engine, for instance, has been increased by 15hp for the ultimate adrenalin kick giving an impressive 0 to 62mph in 4.1 seconds in the BMW M6 Coupé and 4.2 seconds in the BMW M6 Convertible. The engineers at BMW M GmbH achieved this by raising the charge pressure in the upper rev range. A modified exhaust system, meanwhile, ensures a powerful engine note with a guaranteed goosebump factor.

Additionally, the characteristics of the Dynamic Damper Control system have been adapted to handle the increased dynamics while the M Dynamic Mode (MDM) settings were even further defined. As for the steering, this is even more direct, while providing authentic feedback from the road. The steering ratio, revised by 10%, ensures exceptionally sharp responses to every movement of the wheel. Externally, the BMW M6 Competition package model impresses with exclusive 20" light alloy M Double-spoke 601 M, Bicolor, with mixed tyres and the Black Chrome dual tailpipes of the Sport exhaust system. This much is certain – your pulse rate won't be getting much of a break.



With the Competition package, output of the M TwinPower Turbo eight-cylinder petrol engine is increased to an impressive 575hp (423kW). Maximum torque of 680Nm is available across a wide engine speed range, from 1,500rpm to 6,000rpm.



DEVELOPED ON THE RACE TRACK. BUILT FOR EVERYDAY LIFE.


Traditional rules do not apply to exceptional cars like the BMW M6 Coupé and Convertible. As an independent production of BMW M GmbH, they are faithful to the M philosophy – and perfectly combine high performance with optimum everyday practicality. To fulfil these high aspirations, the intricately constructed M high-performance chassis has been redeveloped from scratch. Its perfect tuning is the result of tests on the famous Northern Loop of the Nürburgring, the hardest test conditions for high-performance cars. The result: maximum dynamics and agility, plus optimum precision and control – all conveyed through fascinatingly authentic driving feel.




Something else that can't be seen, but can be felt. The Active M Differential on the rear axle ensures outstanding acceleration and guarantees improved traction even on extremely fast bends. Here, Variable Damper Control also comes into play and adjusts the suspension, according to your preferences, in three modes: Comfort, Sport or Sport+. It means you experience familiar roads as new each time.

Additionally, the M Drive buttons on the steering wheel offer pre-programmed configurations for either a sporty or comfortable drive. One of these is M Dynamic Mode. For a particularly authentic driving experience, it enables optimum use of longitudinal and lateral dynamics potential by increasing the threshold of intervention of the Dynamic Stability Control (DSC) system so it only intervenes in critical situations.



M Carbon ceramic brake system: the high-performance lightweight brakes optionally available in the BMW M6 Coupé and Convertible have extremely high load capacity and excellent resistance to fade. The system can be identified by the matt gold-painted brake calipers with M logo.






BMW CONNECTED DRIVE SERVICES AND APPS.

Wherever your journey may lead, you can stay in touch with BMW ConnectedDrive Services. The range of innovative functions provide optimum integration between the driver, vehicle and the world outside – anytime, anywhere.



BMW EMERGENCY CALL.

Known as BMW eCall, this service provides a direct link to the local Emergency Services. You can summon help manually by simply pressing the SOS emergency call button to request for assistance. Additionally, if your vehicle is involved in a more serious accident an automatic emergency call is made, providing extra reassurance that if you cannot call for help, your BMW will on your behalf. With either the manual or the automatic emergency call, details of your vehicle and location will be sent directly to an Emergency Service Centre, so that immediate action can be taken and assistance dispatched without delay. BMW Emergency Calls are made using the integrated BMW SIM card so no mobile phone is required.



REAL TIME TRAFFIC INFORMATION (RTTI).

Provides a precise account of current traffic situations in real time. The information is presented on the Navigation map by using a colour coding system indicating the flow of traffic. Road networks are divided into distances as short as 500m for superior accuracy and dependency. Information is automatically updated every 3 minutes allowing the driver to monitor whether the traffic situation is improving or worsening. The system also recommends for or against alternative routes based on the potential time saving benefits.



INFORMATION PLUS.


At the push of a button local information is available wherever you may be. The service connects you to a BMW operator who will be able to quickly access the information you need. So whether you are looking for a nearby hotel, restaurant or simply can't find your way then support is conveniently on hand. Information can be sent directly to your BMW so that addresses can be transferred to your Navigation system. Information Plus calls are made using the integrated BMW SIM card so there is no need for a mobile phone and you can use the service as much as you like at no additional cost.

BMW CONNECTED DRIVE SERVICES AND APPS.



MOBILE OFFICE.

With a compatible mobile device you can access a host of features, including your contact lists, text messages, calendar entries and emails directly through your Control Display using the iDrive controller. Details can even be read out to you with the text-to-speech function, and with Message Dictation (with BMW Navigation system – Professional) your spoken reply is converted into a text document that you can then send out. So you can make profitable use of your time behind the wheel, and remain focussed on what's most important: the road ahead. Details on device compatibility can be found at www.bmw.com/bluetooth



BMW APPS.

As part of BMW Online Services, with BMW Apps users can download the free 'BMW Connected' iPhone application. This allows you to integrate a range of popular smartphone apps within your vehicle. Using the iDrive controller, you can select web radio stations from around the world, call up the latest status reports from your Facebook and Twitter accounts and view your iCalendar on the vehicle Control Display.



BMW ONLINE SERVICES.

With the internet-based services from BMW Online Services you can conveniently keep up to date with the latest news and sports headlines from the comfort of your BMW. You can plan ahead with Google™ send-to-car and a detailed five-day weather forecast. Search for accurate location-based information in a live online database and stay in touch with your emails using the BMW Online Office. No mobile phone is required since access to BMW Online Services information is via the integrated BMW SIM card, so you can use the services as much as you like at no additional cost.

BMW CONNECTED DRIVE DRIVER ASSISTANCE.

The comprehensive range of advanced driver assistance systems from BMW ConnectedDrive seamlessly integrate the driver into their immediate environment. Headlights, sensors, cameras and radars can combine to ensure the driver is fully informed about what is happening around them, delivering superior comfort and convenience as well as enhanced safety for both passengers and other road users.



HEAD-UP DISPLAY.

A full colour TFT display projects important driving information onto the windscreen, in your direct field of vision. The information that is displayed can be customised in the vehicle Settings and includes the current speed of travel, navigation instructions or telephone and music listings. This convenient display ensures that your eyes are always on the road ahead for a safer driving experience.



COMFORT ACCESS (optional).

This system allows you to unlock, lock and start your BMW without inserting or having to hold the key in your hand. When you have the key fob on your person, simply touch the door handle or boot lid and the BMW unlocks or locks as required by transmitting an identification signal to the car. Similarly, a touch of the Start-Stop button is all it takes to start the engine.



INTELLIGENT HEADLIGHTS.

A tailored combination of advanced headlight technologies combine to ensure optimum illumination of the road ahead without glaring on-coming traffic or other road users. The independent beam distribution of Adaptive Headlights combine with High-beam Assistant. The intelligent system monitors the road ahead and controls the beam distribution of the headlights to improve visibility during night time and poor weather driving conditions.

BMW Individual. The most exclusive way to drive a BMW.

True exclusivity is defined by the very highest standards: those that the most discerning set for themselves. BMW Individual allows you to realise these standards in the car you drive.

□ Inspired by precious stones, BMW Individual paint finishes shine with their unique interplay of colours, while myriad pigments give surfaces a three-dimensional depth that fills them with life. On the BMW M6 Convertible, the BMW Individual Citrine Black paint seems to glow with its fascinating shimmering hues. Indeed, it looks as if particles of fine gold are rising from the deep olive black to glisten on the surface. With the BMW M6 Coupé, the BMW Individual Brilliant White paint also has a radiance and intensity of its own. This effect is caused by two additional layers of paint, applied in an elaborate and exacting process.

As for the upholstery, its outstanding quality is a pleasure for the senses. The palpably fine structure and velvet-soft, breathable surface of the fine-grain BMW Individual Merino leather is the result of extremely meticulous selection and processing. For instance, we do not make use of artificial embossing or surface treatments. This is the only way to maintain the leather just as nature created it. The individuality of the colour spectrum available is revealed by the examples shown here. The Opal White upholstery takes its inspiration from elegant yachts, imparting a sense of Mediterranean luxury which is elegantly contrasted with the BMW Individual Piano Black interior trim. This highly polished finish requires a degree of craftsmanship usually reserved for piano lacquering. In the BMW M6 Convertible, the leather in Amaro Brown is a perfect match for the BMW Individual interior trim in Ash Grain White. This highly distinctive fine wood is selected by hand and fascinates with its marbled grain patterning.



Experience BMW Individual interactive with the BMW Individual iPad app.

BMW Individual paint finish in Brilliant White metallic.



BMW Individual Full Merino leather in Amaro Brown with Ash Grain White interior trim and leather-covered instrument panel.



BMW Individual Full Merino leather in Opal White with Piano Black interior trim and leather-covered instrument panel.



BMW Individual interior trim in Ash Grain White.

BMW Individual paint finish in Citrine Black metallic.



Exterior colours.

		
<input type="checkbox"/> 300 Alpine White Non-metallic	<input checked="" type="checkbox"/> 475 Black Sapphire Metallic	<input checked="" type="checkbox"/> A17 Havanna Metallic
		
<input checked="" type="checkbox"/> A29 Silverstone Metallic	<input checked="" type="checkbox"/> A52 Space Grey Metallic	<input checked="" type="checkbox"/> A89 Imperial Blue Xirallic
		
<input checked="" type="checkbox"/> B51 San Marino Blue Metallic	<input checked="" type="checkbox"/> B50 Sakhir Orange Metallic	<input checked="" type="checkbox"/> B41 Singapore Grey Metallic
		
<input type="checkbox"/> BMW Individual X02 Citrine Black metallic	<input type="checkbox"/> BMW Individual X03 Ruby Black metallic	<input type="checkbox"/> BMW Individual X03 Ruby Black metallic
		
<input type="checkbox"/> BMW Individual X10 Tanzanite Blue metallic	<input type="checkbox"/> BMW Individual X04 Moonstone metallic	<input type="checkbox"/> BMW Individual X11 Frozen Bronze metallic
		
<input type="checkbox"/> BMW Individual 490 Brilliant White metallic	<input type="checkbox"/> BMW Individual 490 Frozen Grey metallic	<input type="checkbox"/> BMW Individual 490 Frozen Silver metallic

Upholstery colours.

		
<input checked="" type="checkbox"/> LKSW Black Extended Merino leather ¹	<input checked="" type="checkbox"/> LKA9 Silverstone Extended Merino leather ¹	<input checked="" type="checkbox"/> LKDA Sakhir Orange Extended Merino leather ¹
		
<input type="checkbox"/> X3SW Black Full Merino leather ¹	<input type="checkbox"/> X3A9 Silverstone Full Merino leather ¹	<input type="checkbox"/> X3DA Sakhir Orange Full Merino leather ¹
		
<input type="checkbox"/> X3DZ Sand Beige Full Merino leather ¹	<input type="checkbox"/> BMW Individual Full Merino leather, extended ZBOW Opal White^{1,2}	<input type="checkbox"/> BMW Individual Full Merino leather, extended ZBC8 Platinum^{1,2}
		
<input type="checkbox"/> BMW Individual Full Merino leather, extended ZBP6 Champagne^{1,2}	<input type="checkbox"/> BMW Individual Full Merino leather, extended ZBP5 Amaro Brown^{1,2}	<input type="checkbox"/> BMW Individual Full Merino leather, extended ZBWT Cohiba Brown^{1,2}

The following pages show the colours and materials available for the BMW M6 Coupé and Convertible. Use them to identify your favourite colours or compare various combinations. These colour samples are meant to give a first impression of paints and materials. Experience has shown, however, that printed versions of paint, upholstery colours and interior trims cannot in all cases faithfully reproduce the appearance of the originals. We therefore recommend that you consult your BMW Dealer on your preferred colour choices. They will be happy to show you samples and assist with any requests.

Please note that even normal, long or short term use can lead to unrecoverable upholstery damage. This can be caused in particular by non-colourfast clothing.

¹ BMW M6 Convertible equipped with SunReflective technology.

² BMW Individual Full Merino leather, extended includes front and rear seats, headrests, door trim inserts, centre console, armrests and the lower part of the instrument panel. Upper part of the instrument panel, door balustrade and lower door panel in Black Nappa leather.

Interior colours.



Black

BMW Individual Headlining.



BMW Individual



■ 775 Anthracite^{1,2}



□ BMW Individual Headlining
XD5 Alcantara Platinum^{1,3}



□ BMW Individual Headlining
XD5 Alcantara Champagne^{1,3}



□ BMW Individual Headlining
XD5 Alcantara Amaro Brown^{1,3}



□ 776 Alcantara Anthracite^{1,4}

Interior trim.



■ 4MC Carbon-fibre




□ 4AS Dark Grey Poplar wood, High-gloss



□ 4CV American Oak, High-gloss



BMW Individual



□ BMW Individual interior trim
XEX Ash Grain White



□ BMW Individual interior trim
XE5 Auburn Sycamore wood, High-gloss



□ BMW Individual interior trim
XE7 Piano Black

Combinations.

	BMW upholstery colours								BMW Individual upholstery colours				
	Extended Merino leather ¹			Full Merino leather ⁵					BMW Individual Full Merino leather ^{5,6}				
	Black	Silverstone	Sakhir Orange	Black	Silverstone	Sakhir Orange	Sand Beige	Oat White	Platinum	Champagne	Amaro Brown	Coluba Brown	
Sport seats	•	•	•	•	•	•	•	•	•	•	•	•	
M Sport multi-function seats, front	•	•	•	•	•	•	•	•	•	•	•	•	
Upholstery colours	Black	Silverstone	Sakhir Orange	Black	Silverstone	Sakhir Orange	Sand Beige	Oat White	Platinum	Champagne	Amaro Brown	Coluba Brown	
Interior colours	Black	Black	Black	Black	Black	Black	Black	Black	Black	Black	Black	Black	

BMW exterior colours

300 Alpine White non-metallic	•	•	•	•	•	•	•	•	•	•	•	•
475 Black Sapphire metallic	•	•	•	•	•	•	•	•	•	•	•	•
A17 Havana metallic	•	•	•	•	•	•	•	•	•	•	•	•
A29 Silverstone metallic	•	•	•	•	•	•	•	•	•	•	•	•
A52 Space Grey metallic	•	•	•	•	•	•	•	•	•	•	•	•
A89 Imperial Blue xirallic	•	•	•	•	•	•	•	•	•	•	•	•
B51 San Marino Blue metallic	•	•	•	•	•	•	•	•	•	•	•	•
B50 Sakhir Orange metallic	•	•	•	•	•	•	•	•	•	•	•	•
B41 Singapore Grey metallic	•	•	•	•	•	•	•	•	•	•	•	•

BMW Individual exterior colours

X02 Citrine Black metallic	•	•	•	•	•	•	•	•	•	•	•	•
X03 Ruby Black metallic	•	•	•	•	•	•	•	•	•	•	•	•
X10 Tanzanite Blue metallic	•	•	•	•	•	•	•	•	•	•	•	•
X04 Moonstone metallic	•	•	•	•	•	•	•	•	•	•	•	•
X11 Frozen Bronze metallic	•	•	•	•	•	•	•	•	•	•	•	•
490 Brilliant White metallic	•	•	•	•	•	•	•	•	•	•	•	•
490 Frozen Grey metallic	•	•	•	•	•	•	•	•	•	•	•	•
490 Frozen Silver metallic	•	•	•	•	•	•	•	•	•	•	•	•

BMW interior trim

4MC Carbon-fibre	•	•	•	•	•	•	•	•	•	•	•	•
4AS Dark Grey Poplar wood, High-gloss	•	•	•	•	•	•	•	•	•	•	•	•
4CV American Oak, High-gloss	•	•	•	•	•	•	•	•	•	•	•	•

BMW Individual interior trim

XEX Ash Grain White	•	•	•	•	•	•	•	•	•	•	•	•
XE5 Auburn Sycamore wood, High-gloss	•	•	•	•	•	•	•	•	•	•	•	•
XE7 Piano Black	•	•	•	•	•	•	•	•	•	•	•	•

• Recommended colour combination – Not available

¹ Only available for BMW M6 Coupé.

² Only available with Extended Merino leather.

³ Only available with corresponding BMW Individual Full Merino leather.

⁴ Not available with Full Merino leather.

⁵ BMW M6 Convertible equipped with SunReflective technology.

⁶ BMW Individual Full Merino leather includes front and rear seats, headrests, door trim inserts, centre console, armrests and lower part of instrument panel.

Standard / Optional equipment.




■ **Adaptive LED Headlights**, full 'white' LED Headlights for both low and high beam offering a greater resemblance to daylight. Includes automatic height adjustment, LED front indicators, Adaptive Headlights which improve visibility by following steering angle of the front wheels, cornering light and headlight wash.



■ **Kidney grille** with Chrome surround and double vertical slats in Black and M6 badging.



■ **Exterior mirrors** in body colour, folding, automatically dimming, heated, aspheric and electrically adjustable. The mirror base and lower part of the mirror case are in High-gloss Black.



■ **The Carbon-fibre reinforced plastic (CFRP) roof** of the BMW M6 Coupé is very light and extremely strong.



■ **Door sill finishers** with illuminated M6 lettering make a powerful statement from the moment you step in.



■ **The high-performance compound brake system** guarantees reliable deceleration with maximum stability. The system, with its blue brake calipers, responds quickly, is finely measured and has a precise pressure point even under the most extreme conditions.



□ **2NK M Carbon ceramic brakes** have high heat tolerance and impress with their resistance to fade. Calipers feature M logo and are finished in matt gold.



■ **19" light alloy M Star-spoke style 344 M**, forged and polished, with mixed tyres. Front: 9.5J x 19 with 265/40 ZR19 tyres. Rear: 10.5J x 19 with 295/35 ZR19 tyres.



□ **2TX 20" light alloy M Double-spoke 601 M**, bicolor, burnished, with mixed tyres. Front: 9.5J x 20 with 265/35 ZR20 tyres. Rear: 10.5J x 20 with 295/30 ZR20 tyres. (Only available with Competition package).



□ **2NZ 20" light alloy M Double-spoke style 343 M**, forged, with mixed tyres. Front: 9.5J x 20 with 265/35 ZR20 tyres. Rear: 10.5J x 20 with 295/30 ZR20 tyres.



□ **2TY 20" light alloy M Double-spoke 343 M**, forged, Black, with mixed tyres. Front: 9.5J x 20 with 265/35 R20 tyres. Rear: 10.5J x 20 with 295/30 R20 tyres.



■ **iDrive Touch Controller** enables intuitive and convenient operation of the iDrive system. A touch sensitive pad located on the rotary dial allows written character entry, for example writing telephone numbers and address information.



□ **6F2 B&O Advanced audio system** with DIRAC signal processing and Surround mode. M6 Coupé features 16 loudspeakers (12 for M6 Convertible).



■ **Extended instrument cluster** with full Black panel display with permanently illuminated white surrounds for speedometer and rev counter plus fuel level and oil temperature displays.



■ **M Sport leather multi-function steering wheel with gearshift paddles** and two M Drive buttons. Extremely sporty and stylish thanks to the double-spoke design and stainless steel M logo.



■ **Gear lever** for seven-speed M Double Clutch with DRIVELOGIC transmission, with M logo and illumination.



■ **Sport seats** for driver and front passenger. With M specific seam and extra-contoured seat and backrest sides, electric backrest, length and height adjustment as well as manually adjustable thigh support, angle adjustment and memory function for driver.



□ **4MA M Sport multi-function seats** for driver and front passenger. Additional electric adjustment of the upper backrest, backrest width and thigh support, including headrests with M embossing, electric adjustment of headrest height as well as lumbar support and memory function for driver and front passenger.

Weight		M6 Coupé	M6 Convertible
Unladen weight EU ¹	kg	1925	2055
Max permissible	kg	2350	2410
Max load	kg	500	430
Permitted axle load, front/rear	kg	1180/1220	1200/1260

Engines ^{2,3}		M6 Coupé	M6 Convertible
Cylinders/valves		8/4	8/4
Capacity	cc	4395	4395
Stroke/bore	mm	88.3/89.0	88.3/89.0
Output/engine speed	kW/rpm (hp/rpm)	412 (560)/6000–7000 / [423 (575)/6000–7000]	412 (560)/6000–7000 / [423 (575)/6000–7000]
Max. torque/engine speed	Nm/rpm	680/1500–5750	680/1500–5750
Compression ratio	:1	10.0	10.0

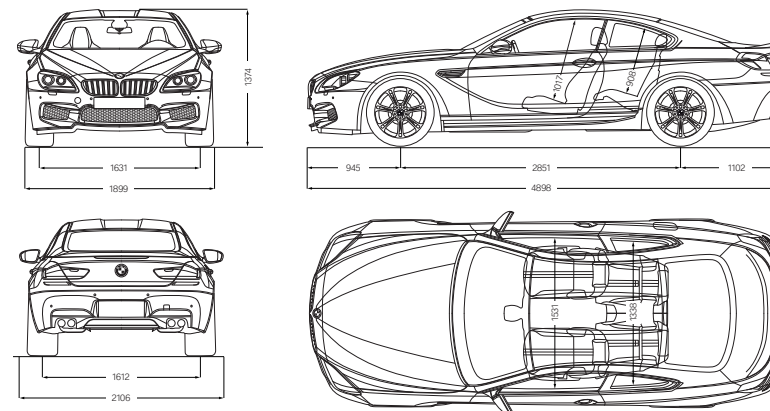
Performance		M6 Coupé	M6 Convertible
Top speed	mph (km/h)	155 (250) ⁴	155 (250) ⁴
Acceleration 0–62mph	s	4.2 [4.1]	4.3 [4.2]

Fuel consumption ^{2,3}		M6 Coupé	M6 Convertible
Urban	mpg/l/100km	20.2/14.0	19.6/14.4
Extra urban	mpg/l/100km	37.2/7.6	35.8/7.9
Combined	mpg/l/100km	28.5/9.9	27.4/10.3
CO ₂ emissions	g/km	232	239
Tank capacity, approx.	l	80	80

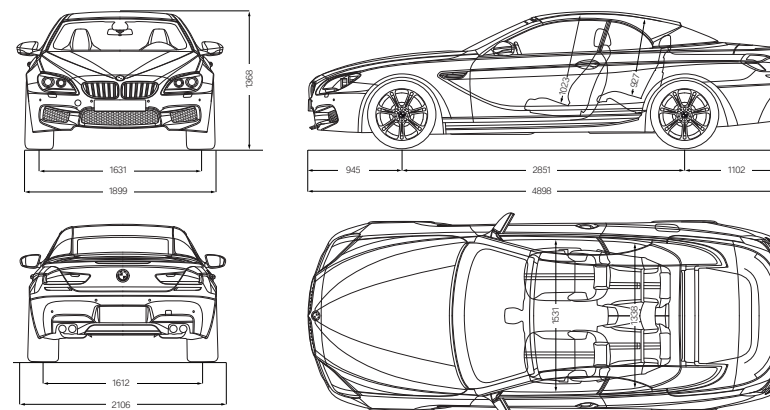
Wheels		M6 Coupé	M6 Convertible
Tyre dimensions front/rear		265/40 ZR19 / 295/35 ZR19	265/40 ZR19 / 295/35 ZR19
Wheel dimensions front/rear		9.5J x 19 / 10.5J x 19	9.5J x 19 / 10.5J x 19
Material		Light alloy	Light alloy

Electrical system		M6 Coupé	M6 Convertible
Battery capacity	Ah	105	105
Alternator output	A/W	209/2926	209/2926

M6 Coupé



M6 Convertible



All dimensions of technical drawings in millimetres. Luggage compartment volumes: Coupé 460 litres, Convertible 300 to 350 litres (with folded up roof storage box). Figures in [] refer to vehicles with the optional Competition package.

¹ Figures quoted include a 90% tank filling, 68kg for the driver and 7kg for luggage. Unladen weight applies to vehicles with standard specification. Optional equipment may increase these figures.

² The engine is designed for RON 98 fuel or higher. It may be run on RON 91 fuel, with a decrease in power.

³ The engine complies with the EU5 emissions standard. Fuel consumption is determined in accordance with the ECE driving cycle. This is made up of approximately one third urban and two thirds extra-urban driving (based on the distance covered). CO₂ emissions are measured in addition to fuel consumption. Optional equipment may increase these values. For further information on fuel consumption and CO₂ emissions, please contact your BMW Dealer.

⁴ Electronically limited.

Condition Based Service. A key feature in most BMW models, Condition Based Service (CBS) signals an innovative leap forward in BMW Service diagnostic technology. The way it works is simple. CBS uses sensors to constantly monitor the areas of your BMW that are subjected to wear and tear. Based on the results of the data, CBS decides the extent to which servicing is necessary. This information is then stored in your vehicle's key. Using a KeyReader, BMW Service staff can download information to provide an accurate analysis of your vehicle. This means your BMW goes for a service only when it needs to, saving you an immeasurable amount of both time and money.

Service Intelligence. BMW Approved Technicians are experts in the use of diagnostic equipment, which quickly identifies if and why the vehicle is running at anything less than peak efficiency. This leads to rapid identification and rectification.

Service Assurance. For additional peace of mind, take comfort in the fact that every new BMW is covered by a three-year warranty³ that includes BMW Emergency Service throughout Europe. For more information on BMW Service, please contact your local BMW Dealer, BMW Service Authorised Workshop or visit www.bmw.co.uk/service.



TAILORED FOR YOUR VEHICLE. BMW SERVICE.



BMW Service Inclusive. Wouldn't it be good to know your comprehensive servicing costs in advance? Well, that's exactly what BMW Service Inclusive¹ provides and for a low one-off payment.

BMW Service Inclusive¹ lasts for 5 years or 50,000 miles (whichever occurs first) and covers all your vehicle's comprehensive servicing requirements. Alternatively you can choose BMW Service Inclusive¹ Plus, which in addition to servicing also covers maintenance items such as brake pads, brake discs and windscreen wipers. And whenever servicing and maintenance work is carried out on your BMW, you can be sure that it will only be done by fully qualified BMW Service Approved Technicians at one of over 150 BMW Service Authorised Workshops around the country. Furthermore, only Genuine BMW Parts are used – each covered by a two year warranty.

BMW Service Inclusive and Service Inclusive Plus are transferable to subsequent owners within the time and mileage period, which can enhance the resale value of your car.²

¹ Service Inclusive and Service Inclusive Plus are available as cost options. Terms and conditions apply, for full details speak to your dealer or visit

www.bmw.co.uk/serviceinclusive

² For further information, please contact your local BMW Dealer.

³ Every new BMW registered within the Republic of Ireland is covered by a two-year manufacturer's warranty – for details, please contact your local BMW Dealer.



BMW ConnectedDrive Services function using the built-in BMW SIM card to provide telematic and online services that are fully integrated into your BMW vehicle. All services require connection to a UK mobile network. Some services are available in other European countries. The range of ConnectedDrive Services that are available depends on the specification of the vehicle. The service duration varies depending on the ConnectedDrive Service. For further information on BMW ConnectedDrive Services and terms and conditions please visit: www.bmw.co.uk/connecteddrive-information



BMW Emergency Service. BMW Emergency Service is the only roadside and assistance programme designed specifically for BMW vehicles offering an exceptional range of benefits and services. It is available 24 hours a day, 7 days a week and utilises a dedicated fleet of BMW Approved Technicians, equipped with Genuine Parts and tools, ensuring that you and your vehicle receive the best possible care in the event of any motoring emergency. This tailor-made programme has been specifically designed to meet the needs of BMW drivers travelling in the UK, Republic of Ireland and Continental Europe giving complete reassurance and peace of mind. Every new BMW is covered for three years.



BMW Financial Services. BMW Financial Services offers a range of solutions designed to help you drive the BMW of your choice. All our products offer you the flexibility to customise your finance, making driving away a BMW a reality. After all, who knows more about financing your BMW than BMW.

If you would like more information, visit www.bmwfs.co.uk. Here, you will also find details of our comprehensive range of products engineered for every eventuality.

You can view all of our current offers at the touch of a button using the BMW Financial Services Offers App. Download it now for free.



Finance is subject to status and available to over 18's in the UK only (not the Channel Islands or the Isle of Man). Guarantees and indemnities may be required. Advertised finance is provided by BMW Financial Services, Bartley Way, Hook, Hampshire RG27 9UF.



BMW Magazine. Every new BMW customer receives a complimentary subscription to BMW Magazine. This publication features all the latest news and developments from BMW, together with a variety of driving and lifestyle features.

BMW News. To ensure you're one of the first to hear the latest BMW news and developments, BMW UK offer an email programme. Sign-up at: www.bmw.co.uk/newsletter



BMW World, an iconic building in the Munich skyline. The BMW World is a true brand experience where it's possible to marvel at the historic BMWs in the museum, learn about our engineers' newest innovations and take a tour of the plant to experience with your own eyes the cutting-edge and exacting methods used to create a BMW.

SHAPING THE FUTURE – RESPONSIBLY.

The BMW Group has been ranked the most sustainable automotive company worldwide in the Dow Jones Sustainability Index for the sixth time in a row. Sustainability is an integral part of our value chain: from the development of efficiency and alternative vehicle concepts to environmentally-friendly production processes and recycling. Our research and development philosophy BMW EfficientDynamics delivers tangible benefits to customers, our climate and the environment. This is reflected in the reduction of CO₂ emissions by around 30% since 1995 within our European fleet of new cars.

Because vehicle manufacturing requires a lot of water, we have developed intelligent circulation systems for our plants to recycle it as often as possible. We have already achieved our goal of zero waste water production at our engine plant in Steyr where, in 2008, 733,500 engines were manufactured without any waste water.

Sustainability is a key concern for the BMW Group. This is why we rely primarily on environmentally friendly means of transportation such as rail and ships. For instance, we cover approximately 15.8 billion tonne-

kilometres annually transporting materials and new vehicles and 79% of the entire volume is conveyed by sea. This eases the burden on roads and the environment. The BMW Group is always looking to the future, so your BMW is part of an extensive recycling concept where every vehicle can be recycled easily and economically. To hand back your end-of-life vehicle, please contact your BMW Dealer. Further information is available at:

www.bmw.com/recycling
www.bmw.co.uk/EfficientDynamics

BMW M



The Ultimate
Driving Machine



The models illustrated in this Brochure show the specifications and configurations (standard and optional equipment) of vehicles produced by BMW AG for the German market. According to the specific requirements of other markets, alterations in standard and optional equipment and the configurations available for the different models, as described in this brochure, may occur. For more precise information about country-specific vehicle versions, please contact your local BMW Dealer. Subject to change in design and equipment. Part number 94 23 1 141 210. March 2014.

© BMW AG, Munich/Germany. Not to be reproduced wholly or in part without written permission of BMW AG, Munich.

BMW M recommends  **EDGE**

