

The BMW M6
Gran Coupé



The Ultimate
Driving Machine



THE BMW M6 GRAN COUPÉ.





The BMW M6 Gran Coupé

ONE MOMENT CHANGES EVERYTHING.

- 08 Dynamics**
A forceful phenomenon.
- 12 Design**
Power at its most elegant.
- 14 Innovation**
Accelerate the pulse.
- 16 BMW ConnectedDrive**
Visionary thinking.
- 20 Driving experience**
An extraordinary encounter.

Technology

INNOVATION IN MOTION.

- 28 M TwinPower Turbo V8 petrol engine**
Polished to perfection.
- 30 Chassis and safety**
A perfectly harnessed powerhouse.
- 32 BMW ConnectedDrive**
So connected, you're free.

Equipment

AS INDIVIDUAL AS YOUR IMAGINATION.

- 36 BMW Individual**
- 38 Exterior colours**
- 39 Upholstery colours**
- 40 Interior colours and interior trims**
- 41 Combinations**
- 42 Standard / Optional equipment**

Overview

AT A GLANCE. THE BMW M6 GRAN COUPÉ.

- 46 Technical data and information on fuel consumption and CO₂ emissions**
- 48 BMW Service and BMW Brand Experience**
Exclusive offers for BMW customers.

www.bmw.co.uk
www.bmw.ie

Editorial

THE AURA OF EXCEPTIONAL.

A bewitching moment: In a thrilling fraction of a second an encounter with the BMW M6 Gran Coupé displays the power and elegance to leave a deep and long-lasting impression. Seemingly unstoppable, incredibly athletic, a singular presence – this car does not follow conventional rules, it sets new standards. Masterfully combining a passion for the exceptional with resolutely athletic design and thoroughbred motor sport technology, the designers and engineers at BMW M have created something that words alone cannot describe. Experience the extraordinary. Discover the BMW M6 Gran Coupé.

www.bmw.co.uk/M6GranCoupé

Equipment of model shown: BMW M6 Gran Coupé

Engine: BMW M TwinPower Turbo V8 petrol
Output: 560hp (412kW)
Wheels: 20" M light alloy Double-spoke style 433 M
Brakes: M Carbon ceramic brakes
Exterior colour: BMW Individual Frozen Silver metallic
Upholstery: BMW Individual Cohiba Brown Full Merino leather
Interior trim: BMW Individual Piano Black

**ONE
MOMENT
CHANGES
EVERYTHING.**



A LONG-LASTING IMPRESSION.
IN AN INSTANT.



Its approach is signalled by a rich, sonorous sound. And then, suddenly, it appears – a captivating vision of luxury and timeless elegance – before disappearing around the next corner. Nothing can prepare you for such a dynamic moment. With its extraordinary presence and exclusive look, this car convinces at first sight. While it effortlessly combines breathtaking design and luxurious comfort, it also embodies a sportiness that is unique to M.

No doubt about it, compromise is the only thing that doesn't feature in the BMW M6 Gran Coupé.


THIS CAR IS A TESTAMENT
TO ITS MOTORSPORT GENES.



Dynamics through design. The M TwinPower Turbo V8 petrol engine powers the BMW M6 Gran Coupé from 0 to 62mph in just 4.2 seconds. But it's not just about outright power, the extraordinary sportiness of this car can also be seen in every crease, every line and every curve. Full of thrust, its elegant form hugs the road. M typical details, including large air inlets in the front bumper, the rear Carbon-fibre diffuser and four Chrome tailpipes combine with

contours all geared towards uncompromising dynamics. This, another undisputed top athlete from BMW M, is the very definition of sporty design, and the result is a driving experience that words alone cannot describe.

DESIGNED WITH A POWERFUL MESSAGE
AND WILLINGNESS TO PERFORM.



Power at its most elegant. Sportiness like this is rarely seen this side of the racetrack. With its M6 badge both on the side gills and M Chrome kidney grille with double Black vertical slats, this is, without question, something extraordinary. This car also presents new peaks of technological performance through the use of the very latest material, as you can see with the Carbon-fibre roof and diffuser. Clearly, there is no room for compromise in the design of the BMW M6 Gran Coupé. With truly single-minded focus, the

perfect combination of form and function expresses absolute willingness to perform as the engine note rises while the standard 20" wheels powerfully grip the road. Nothing can stop this car.



Accelerate the pulse. Just one encounter with the extraordinarily potent BMW M flagship is enough to capture the imagination. The M TwinPower Turbo V8 petrol engine provides 560hp (412kW) and torque of up to 680Nm, which is converted by the seven-speed M Double Clutch Transmission, with DRIVELOGIC, into acceleration that is truly exceptional. Further innovations include the Active M Differential for greater dynamics and M Drive buttons that allow

individually selectable ride settings to suit the conditions. It all establishes without question the peak power status of the BMW M6 Gran Coupé in the BMW M fleet.



Vision becomes reality. The BMW M6 Gran Coupé interior presents a compelling combination of elegance and uncompromising driver-orientated ergonomics. The centre console, which is inclined slightly towards the driver, and 10.2" Control Display provide an overview of all relevant information. There is also a full colour Head-up Display, with M specific views, that projects important data directly into the driver's field of vision, so eyes remain focused on the road. Additionally, a wealth of information from BMW ConnectedDrive intelligently and

intuitively networks the vehicle and the outside world inside the car. In this way, the driver enjoys unprecedented connectivity and control.

**LEATHER, ALCANTARA AND BLACK CHROME.
THE BENCHMARK OF OPULENCE.**



An interior that exceeds all expectations. When it comes to opulent equipment the BMW M6 Gran Coupé sets new benchmarks. For instance, the BMW Individual Alcantara headlining with contrasting Nappa leather centre section that follows the elegant contours of the carbon roof. Also Black Chrome trim finishers catch the eye, while the M Sport leather steering wheel with Pearl Grey Chrome gearshift paddles combine an exclusive feel with perfect handling in any situation. Optional M Sport multi-function seats upholstered in Extended Merino leather ensure the driver always stays cool even when the pulse is racing. The optional Advanced audio system from Bang & Olufsen

floods the interior with crystal-clear sound. The rear of the BMW M6 Gran Coupé offers two passengers a uniquely comfortable experience for a high-performance Coupé, and has space for a third person on shorter journeys.

UNEQUALLED PRECISION.
EXHILARATING DYNAMICS.



One moment changes everything. Your foot hits the throttle, the acceleration pushes you deeper into your seat and you revel in the rich engine sound heard inside the BMW M6 Gran Coupé. The noise is a central part of the impressive overall experience offered by this vehicle. The same can be said of the M high-performance chassis and optional M Carbon ceramic brakes finished in matte gold. Both of these features contribute to extraordinary levels

of control, and that means two things in particular – that drivers of the BMW M6 Gran Coupé always enjoy maximum safety, combined with unparalleled driving pleasure.



An arresting sight. The BMW M6 Gran Coupé surges forward, reflections of light glow on the exclusive BMW Individual Frozen Silver metallic paint emphasising the sculptural character of this car. The striking rear with its third brake light spanning the width of the roof disappears into the distance giving the feeling that a remarkable encounter has just taken place. Truly unforgettable

moments are often few and far between. But not with the BMW M6 Gran Coupé. In this case, the fascination will remain with each and every drive.





Lightweight Carbon-fibre roof.

The Carbon-fibre reinforced plastic (CFRP) roof is an extraordinary feature of the BMW M6 Gran Coupé. Its contours guide airflow and therefore improve aerodynamics, which in itself is impressive, but the weight saving is even more so. Thanks to a resin-coated weave of microscopically fine carbon fibres, the roof is around 50% lighter than steel. As a result it lowers the car's centre of gravity and significantly redefines driving performance.

Exclusive M design features.

The kidney grille with Chrome fronted Black double vertical slats and side gills with integrated indicators have M designation that combined with aerodynamically optimised M wing mirrors and High-gloss Shadowline exterior trim make the unique character of the BMW M6 Gran Coupé clear to see.

M Sport leather steering wheel.

Gearshift paddles allow the driver to engage all seven gears of the M Double Clutch transmission without taking the foot off the accelerator. Gearshifts take place without interruption of traction, imperceptibly and within fractions of a second. With M Drive Manager driving characteristics can be adjusted from maximum dynamics through to comfort.



Rear bumper with Carbon-fibre diffuser.




The distinctive shape of the rear optimises aerodynamics for maximum downforce. In high-tech carbon, this feature illustrates how BMW M has made no compromises when it comes to lightweight engineering in the vehicle.

M tailored interior.
The M cockpit technology defines the appearance of the interior. Striking features include M Sport multi-function leather steering wheel, M centre console with ergonomically arranged controls, M Drive Manager and M instrument panel. Standard M Sport seats for the driver and front passenger already promise optimum seat comfort, whilst optional M Sport multi-function front seats with embossed M logo can offer further distinction.




M

THE MOST POWERFUL LETTER IN THE WORLD.





ABSOLUTE POWER.

The M TwinPower Turbo V8 petrol engine. This is the most powerful of all the standard BMW engines, and is distinguished by its enormous performance, outstanding power delivery, running smoothness and free-revving characteristics. The engine also sets the bar very high with its performance-to-fuel-consumption ratio whilst remaining in line with the philosophy of BMW EfficientDynamics.




The BMW M6 Gran Coupé.

The numbers speak for themselves: with 560hp (412kW) and torque of up to 680Nm, the BMW M6 Gran Coupé accelerates from 0 to 62mph in 4.2 seconds. The high-revving M TwinPower Turbo V8 petrol engine makes a forceful statement when it comes to performance and acceleration. The combined forces of M typical linear delivery and enormous thrust from the double turbocharger fully exploit the superb pulling power of the high-performance engine. Two separate and generously dimensioned intercoolers cool the engine, the charge air and the engine electronics while the patented M Twin TwinScroll turbochargers ensure extraordinary responsiveness. Huge torque is available across a wide engine speed range with emphatic forward thrust on tap from just over idle through to high revs. Thanks to spectacular reactivity, the engine always responds eagerly to accelerator input, while the volume flow oil pump ensures optimal lubricant delivery to the engine, even during high transversal acceleration. M TwinPower Turbo technology combines M Twin TwinScroll turbochargers with VALVETRONIC, Double-VANOS and High-precision direct injection so the engine also sets benchmarks when it comes to the performance-to-fuel-consumption ratio. In combination with further BMW EfficientDynamics features, such as Auto Start-Stop and Brake Energy Regeneration, the result is average consumption of 28.5mpg (9.9l/100km). And you will enjoy every mile, as the seductive M sound emphasises the unique character of these high-performance engines.



POLISHED TO PERFECTION. THE M HIGH-PERFORMANCE CHASSIS.

Traditional rules do not apply to the BMW M6 Gran Coupé. As an independent production of BMW M GmbH, it is faithful to the M philosophy – perfectly combining high performance with optimum, everyday practicality. To fulfil these high demands, the intricately constructed M high-performance chassis has been redeveloped from the ground up.



Active M Differential.

This optimises traction at full power on tight bends, during high-speed cornering and on variable road surfaces. An electronic control unit links the active system with DSC and proactively ensures the intelligent use of locking torque in every driving situation. This way, no drive power is wasted and perfect handling is guaranteed.

M Carbon ceramic brakes.


The high-performance brakes in the BMW M6 Gran Coupé provide exceptional performance and are extremely resilient. At the same time, the weight-reduced system impresses with lower unsprung mass, maximum resistance to fade and a long lifespan. The M Carbon ceramic brakes are finished in matte gold paint with M logo.

M Drive.

Two individual settings on the steering wheel offer pre-programmed configurations for either a cruise or Sporty drive, both which offer an authentic driving experience.


Variable Damper Control.

The driver uses this system to adapt the characteristics of the dampers to the driving situation. In addition to the standard Comfort setting, there are a further two programmes: Sport and Sport+. These set the shock absorbers to a firmer position, for an exciting more sporty ride.



BMW ConnectedDrive

So connected, you're free.



BMW CONNECTED DRIVE SERVICES AND APPS.

Wherever your journey may lead, you can stay in touch with BMW ConnectedDrive Services. The range of innovative functions provide optimum integration between the driver, vehicle and the world outside - anytime, anywhere.



BMW EMERGENCY CALL.

Known as BMW eCall, this service provides a direct link to the local Emergency Services. You can summon help manually by simply pressing the SOS emergency call button to request for assistance. Additionally, if your vehicle is involved in a more serious accident an automatic emergency call is made, providing extra reassurance that if you cannot call for help, your BMW will be on your behalf. With either the manual or the automatic emergency call, details of your vehicle and location will be sent directly to an Emergency Service Centre, so that immediate action can be taken and assistance dispatched without delay. BMW Emergency Calls are made using the integrated BMW SIM card so no mobile phone is required.



REAL TIME TRAFFIC INFORMATION (RTTI).

Provides a precise account of current traffic situations in real time. The information is presented on the Navigation map by using a colour coding system indicating the flow of traffic. Road networks are divided into distances as short as 500m for superior accuracy and dependency. Information is automatically updated every 3 minutes allowing the driver to monitor whether the traffic situation is improving or worsening. The system also recommends for or against alternative routes based on the potential time saving benefits.



INFORMATION PLUS.


At the push of a button local information is available wherever you may be. The service connects you to a BMW operator who will be able to quickly access the information you need. So whether you are looking for a nearby hotel, restaurant or simply can't find your way then support is conveniently on hand. Information can be sent directly to your BMW so that addresses can be transferred to your Navigation system. Information Plus calls are made using the integrated BMW SIM card so there is no need for a mobile phone and you can use the service as much as you like at no additional cost.

BMW CONNECTED DRIVE SERVICES AND APPS.



MOBILE OFFICE.

With a compatible mobile device you can access a host of features, including your contact lists, text messages, calendar entries and emails directly through your Control Display using the iDrive Touch controller. Details can even be read out to you with the text-to-speech function, and with Message Dictation¹ your spoken reply is converted into a text document that you can then send out. So you can make profitable use of your time behind the wheel, and remain focussed on what's most important: the road ahead.



BMW APPS.

As part of BMW Online Services, users can download the free 'BMW Connected' iPhone application. This allows you to integrate a range of popular smartphone apps within your vehicle. Using the iDrive controller, you can select web radio stations from around the world, call up the latest status reports from your Facebook and Twitter accounts and view your iCalendar on the vehicle Control Display.



BMW ONLINE SERVICES.

With the internet-based services from BMW Online you can conveniently keep up to date with the latest news and sports headlines from the comfort of your BMW. You can plan ahead with Google™ send-to-car and a detailed five-day weather forecast. Search for accurate location-based information in a live online database and stay in touch with your emails using the BMW Online Office. No mobile phone is required since access to BMW Online information is via the integrated BMW SIM card, so you can use the services as much as you like at no additional cost.

BMW CONNECTED DRIVE DRIVER ASSISTANCE.

The comprehensive range of advanced driver assistance systems from BMW ConnectedDrive seamlessly integrate the driver into their immediate environment. Headlights, sensors, cameras and radars can combine to ensure the driver is fully informed about what is happening around them, delivering superior comfort and convenience as well as enhanced safety for both passengers and other road users.



HEAD-UP DISPLAY.

A full colour TFT display projects important driving information onto the windscreen, in your direct field of vision. The information that is displayed can be customised in the vehicle Settings and includes the current speed of travel, navigation instructions or telephone and music listings. This convenient display ensures that your eyes are always on the road ahead for a safer driving experience.



COMFORT ACCESS (optional).

This system allows you to unlock, lock and start your BMW without inserting or having to hold the key in your hand. When you have the key fob on your person, simply touch the door handle or boot lid and the BMW unlocks or locks as required by transmitting an identification signal to the car. Similarly, a touch of the Start-Stop button is all it takes to start the engine.



INTELLIGENT HEADLIGHTS.

A tailored combination of advanced headlight technologies combine to ensure optimum illumination of the road ahead without glaring on-coming traffic or other road users. The independent beam distribution of Adaptive LED Headlights combine with High-beam Assistant. The intelligent system monitors the road ahead and controls the beam distribution of the headlights to improve visibility during night time and poor weather driving conditions.



BMW Individual. The most exclusive way to drive a BMW.

True exclusivity is defined by the very highest standards: those that the most discerning set for themselves. BMW Individual allows you to realise them.

□ Inspired by precious stones, BMW Individual paint finishes shine with their unique interplay of colours, while myriad pigments give surfaces three-dimensional depth that fills them with life. With Ruby Black metallic, for instance, an intense shine with strong reflective properties seems to emerge from the intricate ruby pigmentation.

The BMW Individual Full Merino leather is the epitome of natural luxury thanks to extremely careful processing that makes sure it retains its supple, velvety character. The headlining perfectly combined in leather and Alcantara further underlines the interior's generous feel. To help you find exactly the right colour a broad spectrum of shades, from Opal White and Champagne through to Cohiba Brown, is at your disposal. As you can see on the opposite page, the BMW Individual Full Merino leather in Platinum with its harmoniously coordinated stitching, emphasises the exclusive elegance of the BMW M6 Gran Coupé.

The range of fine woods is equally distinctive. One example is Auburn Sycamore, High-gloss interior trim, this has a unique grain with areas of intense movement flowing into natural simplicity.

This brochure also reveals the sporty elegance of BMW Individual options. The matt finish Frozen Silver metallic paintwork, in particular, highlights the striking lines of the BMW M6 Gran Coupé and the full Cohiba Brown leather interior provides a stylish contrast.



Experience BMW Individual interactive with the BMW Individual iPad app.

BMW Individual Full Merino leather and Alcantara headlining in Platinum.



BMW Individual Opal White Full Merino leather with Piano Black interior trim.



BMW Individual Ash Grain White interior trim and Full Merino leather in Amaro Brown.


BMW Individual Ruby Black metallic paint.











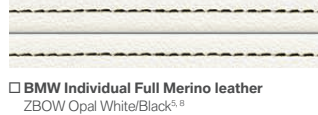





BMW Individual Full Merino leathers (top to bottom): Amaro Brown, Champagne, Opal White, Platinum and Cohiba Brown.



Exterior colours.

		
■ 300 Alpine White Non-metallic	■ 475 Black Sapphire Metallic	■ A17 Havanna Metallic
		
■ A29 Silverstone Metallic	■ A52 Space Grey Metallic	■ A89 Imperial Blue Xirallic
		
■ B51 San Marino Blue Metallic	■ B50 Sakhir Orange Metallic	■ B41 Singapore Grey Metallic
		
BMW Individual	□ BMW Individual X02 Citrine Black metallic	□ BMW Individual X03 Ruby Black metallic
		
□ BMW Individual X10 Tanzanite Blue metallic	□ BMW Individual X04 Moonstone metallic	□ BMW Individual 490 Brilliant White metallic
		
□ BMW Individual 490 Frozen Grey metallic	□ BMW Individual 490 Frozen Silver metallic	□ BMW Individual X11 Frozen Bronze metallic

Upholstery colours.

		
■ LKSW Black Extended Merino leather ^{1,3,7}	■ LKA9 Silverstone Extended Merino leather ^{1,2,3,7}	■ LKDA Sakhir Orange Extended Merino leather ^{1,2,3,7}
		
□ X3SW Black Full Merino leather ^{1,3,7}	□ X3A9 Silverstone Full Merino leather ^{1,2,3,7}	□ X3DA Sakhir Orange Full Merino leather ^{1,2,3,7}
		
□ X3DZ Sand Beige Full Merino leather ^{1,2,3,7}		
		
BMW Individual	□ BMW Individual Full Merino leather ZBOW Opal White/Black ^{5,8}	□ BMW Individual Full Merino leather ZBOB Opal White/Amaro Brown ^{4,8}
		
□ BMW Individual Full Merino leather ZBC8 Platinum ^{5,8}	□ BMW Individual Full Merino leather ZBP6 Champagne ^{5,8}	□ BMW Individual Full Merino leather ZBP5 Amaro Brown ^{5,8}
		
□ BMW Individual Full Merino leather ZBWT Cohiba Brown ^{5,8}		

The following pages show the colours and materials available for the BMW M6 Gran Coupé. Use them to identify your favourite colours or compare various combinations. These colour samples are meant to give a first impression of paints and materials. Experience has shown, however, that printed versions of paint, upholstery colours and interior trims cannot in all cases faithfully reproduce the appearance of the originals. We therefore recommend that you consult your BMW Dealer on your preferred colour choices. They will be happy to show you samples and assist with any requests.

¹ Headlining, Anthracite Alcantara with Nappa leather centre section finished in chosen upholstery colour.
² Anthracite Alcantara Headlining with Black Nappa leather centre section (776) available as a no cost option.
³ Not available with BMW Individual Headlining (XD5).
⁴ Only available with BMW Individual Headlining (XD5).
⁵ Only available with Anthracite Alcantara Headlining (776).
⁶ Only available with BMW Individual Headlining (XD5) or with Anthracite Alcantara Headlining (776).
⁷ Includes floor mats with leather piping in chosen upholstery colour.
⁸ Includes floor mats with leather piping in Black except ZBOB; leather piping in Amaro Brown.

Please note that some interior features, depending on selected upholstery colour, may differ in colour and even normal, long or short-term use can lead to unrecoverable upholstery damage. This can be caused in particular by non-colourfast clothing.

Interior colours.



■ **Headlining, Anthracite Alcantara with Nappa leather centre section finished in chosen upholstery colour¹**

BMW Individual Headlining.



BMW Individual



□ **776 Anthracite Alcantara Headlining** with Black Nappa leather centre section²



□ **BMW Individual Headlining** XD5 Platinum Alcantara with Platinum Nappa leather centre section²



□ **BMW Individual Headlining** XD5 Champagne Alcantara with Champagne Nappa leather centre section²



□ **BMW Individual Headlining** XD5 Amaro Brown Alcantara with Amaro Brown Nappa leather centre section²

Interior trim.



■ **4MC Carbon-fibre**



□ **4AS Dark Grey Poplar wood, High-gloss**



□ **4CV American Oak, High-gloss**



BMW Individual



□ **BMW Individual interior trim** XEX Ash Grain White



□ **BMW Individual interior trim** XE5 Auburn Sycamore wood, High-gloss



□ **BMW Individual interior trim** XE7 Piano Black

¹ Not with BMW Individual Full Merino leather upholstery.

² Not with Black Extended Merino leather, Black Full Merino leather or Opal White/Amaro Brown BMW Individual Full Merino leather upholstery.

³ Only with corresponding BMW Individual Full Merino leather upholstery.

Combinations.

Upholsteries	BMW upholstery colours								BMW Individual upholstery colours					
	Extended Merino leather ¹			Full Merino leather ²					BMW Individual Full Merino leather ³					
Upholstery colours	Black	Silverstone	Sakhir Orange	Black	Silverstone	Sakhir Orange	Sand Beige	Opal White/Black	Opal White/Amaro Brown	Platinum	Champagne	Amaro Brown	Concha Brown	
M Sport seats	•	•	•	•	•	•	•	•	•	•	•	•	•	
M Sport multi-function seats	•	•	•	•	•	•	•	•	•	•	•	•	•	
Interior colours	Black	Black	Black	Black	Black	Black	Black	Black	Amaro Brown	Black	Black	Black	Black	
BMW exterior colours	300 Alpine White non-metallic	•	•	•	•	•	•	•	•	•	•	•	•	
475 Black Sapphire metallic	•	•	•	•	•	•	•	•	•	•	•	•	•	
A17 Havana metallic	•	•	•	•	•	•	•	•	•	•	•	•	•	
A29 Silverstone metallic	•	•	•	•	•	•	•	•	•	•	•	•	•	
A52 Space Grey metallic	•	•	•	•	•	•	•	•	•	•	•	•	•	
A89 Imperial Blue xiralic	•	•	•	•	•	•	•	•	•	•	•	•	•	
B51 San Marino Blue metallic	•	•	•	•	•	•	•	•	•	•	•	•	•	
B50 Sakhir Orange metallic	•	•	•	•	•	•	•	•	•	•	•	•	•	
B41 Singapore Grey metallic	•	•	•	•	•	•	•	•	•	•	•	•	•	
BMW Individual exterior colours	X02 Citrine Black metallic	•	•	•	•	•	•	•	•	•	•	•	•	
X03 Ruby Black metallic	•	•	•	•	•	•	•	•	•	•	•	•	•	
X10 Tanzanite Blue metallic	•	•	•	•	•	•	•	•	•	•	•	•	•	
X04 Moonstone metallic	•	•	•	•	•	•	•	•	•	•	•	•	•	
490 Brilliant White metallic	•	•	•	•	•	•	•	•	•	•	•	•	•	
490 Frozen Grey metallic	•	•	•	•	•	•	•	•	•	•	•	•	•	
490 Frozen Silver metallic	•	•	•	•	•	•	•	•	•	•	•	•	•	
X11 Frozen Bronze metallic	•	•	•	•	•	•	•	•	•	•	•	•	•	
BMW interior trim	4MC Carbon-fibre	•	•	•	•	•	•	•	•	•	•	•	•	
4AS Dark Grey Poplar wood, High-gloss	•	•	•	•	•	•	•	•	•	•	•	•	•	
4CV American Oak, High-gloss	•	•	•	•	•	•	•	•	•	•	•	•	•	
BMW Individual interior trim	XEX Ash Grain White	•	•	•	•	•	•	•	•	•	•	•	•	
XE5 Auburn Sycamore wood, High-gloss	•	•	•	•	•	•	•	•	•	•	•	•	•	
XE7 Piano Black	•	•	•	•	•	•	•	•	•	•	•	•	•	

• Available

¹ Extended Merino leather includes front and rear seats including headrests, door panel inserts and door armrests.

² Full Merino leather includes front and rear seats including headrests, door trim inserts, centre console including armrest and instrument panel lower section with Black Nappa leather instrument panel top section and upper arm door trim panels.

³ BMW Individual Full Merino leather with contrast stitching includes front and rear seats including headrests, door trim inserts, centre console including armrest and instrument panel lower section with Black Nappa leather instrument panel top section, upper arm door trim panels and door trim lower section.

Please note that even normal, long or short-term use can lead to unrecoverable upholstery damage. This can be caused in particular by non-colourfast clothing.

Standard / Optional equipment.



■ **Adaptive LED Headlights** for high and low beam, including High-beam Assistant, Adaptive Headlights, cornering lights, indicators and accent lighting with LED technology. The intensely white light approximates daylight for excellent visibility. All four light rings use this technology, for distinct character night and day.



■ **Kidney grille** Chrome surround with Chrome-fronted double Black vertical slats and M6 badging.



■ **The Carbon-fibre Reinforced Plastic (CFRP) roof** has dynamic contouring, underscoring the athletic look of the vehicle.



■ **M Exterior mirrors** in body colour, heated, aspheric and electrically adjustable. Base and lower part of mirror housing in Black, High-gloss.



■ **Rear bumper with Carbon-fibre diffuser** in the rear apron increases downforce for high-speed driving. The high-tech material further enhances the sophisticated and sporting rear profile.



□ **2NK M Carbon ceramic brakes** are lightweight and have high thermal tolerance. Calipers feature M logo and are coloured matte gold.



■ **Compound disc brakes** for steadfast reliability and the utmost stability. Even in the most extreme conditions, the system – with its blue calipers – delivers fast, finely measured reactions and a precise pressure point.



■ **Door sill finishers** with illuminated M6 designation. A powerful statement every time you get on board.



■ **20" M light alloy Double-spoke style 433 M**, with mixed tyres. Front: 9.5J x 20 with 265/35 ZR20 tyres; rear: 10.5J x 20 with 295/30 ZR20 tyres.



□ **2NZ 20" M light alloy Double-spoke style 343 M**, Forged, with mixed tyres. Front: 9.5J x 20 with 265/35 ZR20 tyres. Rear: 10.5J x 20 with 295/30 ZR20 tyres.



□ **2TY 20" M light alloy Double-spoke style 343 M**, Black, Forged, with mixed tyres. Front: 9.5J x 20 with 265/35 ZR20 tyres. Rear: 10.5J x 20 with 295/30 ZR20 tyres.

Competition package.



□ **2TX 20" M light alloy Double-spoke style 601 M**, with mixed tyres. Front: 9.5J x 20 with 265/35 ZR20 tyres. Rear: 10.5J x 20, with 295/30 ZR20 tyres. (Only available with Competition package).



□ **Sport exhaust** with twin dual tailpipes in Black Chrome is optimised for particularly powerful and recognisable sound.



□ **7MA Competition package.** Experience pure power and the ultimate motorsport feel with the specially developed Competition package. The extra dynamism comes from a 15hp increase in engine performance to 575hp (423kW), Sport steering and Sport suspension which is lowered by 10mm. Externally, the Competition package is instantly recognisable with exclusive 20" M Double-spoke 601 M light alloy wheels and Sport exhaust with Black Chrome dual tailpipes.

Standard / Optional equipment.



□ **6F2 Bang & Olufsen Advanced audio system (shown above)**, with Dirac signal processing for an open and lively soundscape and outstanding acoustics. The experience is delivered through 16 loudspeakers with 1,200 watts of power and an automatically raising centre speaker with Acoustic Lens technology for consistent sound quality in any seat.



■ **Black panel display, full** with illuminated white speedometer and tachometer surrounds and displays for fuel level and oil temperature. Red needles in the M instrument panel showcase the impressive driving dynamics.



■ **Loudspeaker system – harman/kardon**, with 600W digital amplifier, equalizer, centre speaker and sixteen loudspeakers. Includes a surround sound function to simulate various acoustic environments.



■ **Gear lever** for seven-speed M Double Clutch transmission with DRIVELOGIC, M designation, illumination and M Drive buttons.



■ **iDrive Touch Controller** enables intuitive and convenient operation of the iDrive system. A touch sensitive pad located on the rotary dial allows written character entry, for example writing telephone numbers and address information.



■ **Floor mats**, front and rear in velour with leather piping.



□ **XE7 BMW Individual Piano Black interior trim** with Black Chrome trim finisher.



■ **M Sport multi-function leather steering wheel** with gearshift paddles in Pearl Grey Chrome. Featuring two M Drive buttons, double-spoke design and M designation in stainless steel for a particularly sporty look and feel.



■ **Sport seats** for driver and front passenger with M specific seams, extra-contoured seat and backrest sides, electric backrest, length and height adjustment. Also featuring manually adjustable thigh support, including angle adjustment and memory function for the driver.



□ **4M M Sport multi-function seats**, front. With M embossing on headrests, driver memory, electric adjustment of upper backrest, backrest width and thigh support as well as electric setting for headrest height and lumbar support.



■ **Side gills** with integrated LED indicators in the front side panels – a compelling M typical design detail.



■ **Headlining, Anthracite Alcantara** with centre section in Nappa leather shown here in Sand Beige for a sporty, elegant effect.

Weight		M6 Gran Coupé
Unladen weight EU ¹	kg	1950
Max. permissible	kg	2410
Max. load	kg	535
Permitted axle load, front/rear	kg	1180/1260

Engine ^{3,4}		M6 Gran Coupé
Cylinders/valves		8/4
Capacity	cc	4395
Stroke/bore	mm	88.3/89.0
Output/engine speed	kW(hp)/rpm	412 (560)/6000–7000
Max. torque/ engine speed	Nm/rpm	680/1500–5750
Compression ratio	:1	10.0

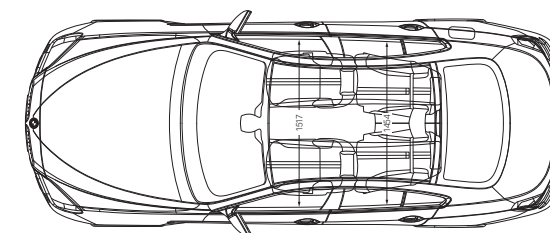

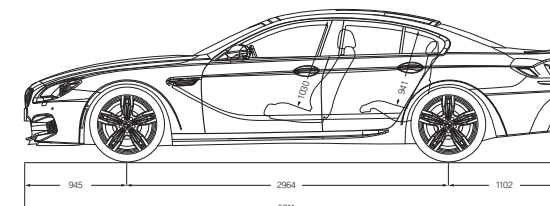

Performance		M6 Gran Coupé
Top speed	mph (km/h)	155 (250) ²
Acceleration 0-62mph (0-100km/h)	s	4.2

Fuel consumption ^{3,4}		M6 Gran Coupé
Urban	mpg (l/100km)	20.2 (14.0)
Extra urban	mpg (l/100km)	37.2 (7.6)
Combined	mpg (l/100km)	28.5 (9.9)
CO ₂ emissions	g/km	232
Tank capacity, approx.	l	80

Wheels		M6 Gran Coupé
Tyre dimensions front/rear		265/35 ZR20/295/30 ZR20
Wheel dimensions front/rear		9.5J x 20/10.5J x 20
Material		light alloy

Electrical system		M6 Gran Coupé
Battery capacity	Ah	105
Alternator output	AW	209/2926

M6 Gran Coupé



All dimensions of technical drawings in millimetres. Luggage compartment volume: 460 – 1265 litres

¹ Figures quoted include a 90% tank filling, 68kg for the driver and 7kg for luggage. Unladen weight applies to vehicles with standard specification. Optional equipment may increase these figures.

² Electronically limited.

³ The engine is designed for RON 98 fuel or higher.

⁴ The engine complies with the EU5 emissions standard. Fuel consumption is determined in accordance with the ECE driving cycle. This is made up of approximately one third urban and two thirds extra-urban driving (based on distance covered). CO₂ emissions are measured in addition to fuel consumption. Optional equipment may increase these values. For further information on fuel consumption and CO₂ emissions, please contact your BMW Dealer.

Condition Based Service. A key feature in most BMW models, Condition Based Service (CBS) signals an innovative leap forward in BMW Service diagnostic technology. The way it works is simple. CBS uses sensors to constantly monitor the areas of your BMW that are subjected to wear and tear. Based on the results of the data, CBS decides the extent to which servicing is necessary. This information is then stored in your vehicle's key. Using a KeyReader, BMW Service staff can download information to provide an accurate analysis of your vehicle. This means your BMW goes for a service only when it needs to, saving you an immeasurable amount of both time and money.

Service Intelligence. BMW Approved Technicians are experts in the use of diagnostic equipment, which quickly identifies if and why the vehicle is running at anything less than peak efficiency. This leads to rapid identification and rectification.

Service Assurance. For additional peace of mind, take comfort in the fact that every new BMW is covered by a three-year warranty³ that includes BMW Emergency Service throughout Europe. For more information on BMW Service, please contact your local BMW Dealer, BMW Service Authorised Workshop or visit www.bmw.co.uk/service.



TAILORED FOR YOUR VEHICLE. BMW SERVICE.



BMW Service Inclusive. Wouldn't it be good to know your comprehensive servicing costs in advance? Well, that's exactly what BMW Service Inclusive¹ provides and for a low one-off payment.

BMW Service Inclusive¹ lasts for 5 years or 50,000 miles (whichever occurs first) and covers all your vehicle's comprehensive servicing requirements. Alternatively you can choose BMW Service Inclusive¹ Plus, which in addition to servicing also covers maintenance items such as brake pads, brake discs and windscreen wipers. And whenever servicing and maintenance work is carried out on your BMW, you can be sure that it will only be done by fully qualified BMW Service Approved Technicians at one of over 150 BMW Service Authorised Workshops around the country. Furthermore, only Genuine BMW Parts are used – each covered by a two year warranty.

BMW Service Inclusive and Service Inclusive Plus are transferable to subsequent owners within the time and mileage period, which can enhance the resale value of your car.²

¹ Service Inclusive and Service Inclusive Plus are available as cost options. Terms and conditions apply, for full details speak to your dealer or visit

www.bmw.co.uk/serviceinclusive

² For further information, please contact your local BMW Dealer.

³ Every new BMW registered within the Republic of Ireland is covered by a two-year manufacturer's warranty – for details, please contact your local BMW Dealer.



BMW ConnectedDrive Services. Function using the built-in BMW SIM card to provide telematic and online services that are fully integrated into your BMW vehicle. All services require connection to a UK mobile network. Some services are available in other European countries. The range of ConnectedDrive Services that are available depends on the specification of the vehicle. The service duration varies depending on the ConnectedDrive Service.

For further information on BMW ConnectedDrive Services and terms and conditions please visit www.bmw.co.uk/connecteddrive-information



BMW Emergency Service. BMW Emergency Service is the only roadside and assistance programme designed specifically for BMW vehicles offering an exceptional range of benefits and services. It is available 24 hours a day, 7 days a week and utilises a dedicated fleet of BMW Approved Technicians, equipped with Genuine Parts and tools, ensuring that you and your vehicle receive the best possible care in the event of any motoring emergency. This tailor-made programme has been specifically designed to meet the needs of BMW drivers travelling in the UK, Republic of Ireland and Continental Europe giving complete reassurance and peace of mind. Every new BMW is covered for three years.



BMW Financial Services. BMW Financial Services offers a range of solutions designed to help you drive the BMW of your choice. All our products offer you the flexibility to customise your finance, making driving away a BMW a reality. After all, who knows more about financing your BMW than BMW.

If you would like more information, visit www.bmwfs.co.uk. Here, you will also find details of our comprehensive range of products engineered for every eventuality.

You can view all of our current offers at the touch of a button using the BMW Financial Services Offers App. Download it now for free.



BMW FINANCIAL SERVICES.

Finance is subject to status and available to over 18's in the UK only (not the Channel Islands or the Isle of Man). Guarantees and indemnities may be required. Advertised finance is provided by BMW Financial Services, Bartley Way, Hook, Hampshire RG27 9UF.



BMW Magazine. Every new BMW customer receives a complimentary subscription to BMW Magazine. This publication features all the latest news and developments from BMW, together with a variety of driving and lifestyle features.

BMW News. To ensure you're one of the first to hear the latest BMW news and developments, BMW UK offer an email programme. Sign-up at: www.bmw.co.uk/newsletter



BMW World, an iconic building in the Munich skyline. The BMW World is a true brand experience where it's possible to marvel at the historic BMWs in the museum, learn about our engineers' newest innovations and take a tour of the plant to experience with your own eyes the cutting-edge and exacting methods used to create a BMW.

SHAPING THE FUTURE – RESPONSIBLY.

The BMW Group has been ranked the most sustainable automotive company worldwide in the Dow Jones Sustainability Index for the eighth time in a row, because sustainability is an integral part of our value chain – it encompasses every stage from the development of fuel-saving and alternative vehicle concepts to environmentally friendly production processes and recycling. Our research and development philosophy BMW EfficientDynamics delivers tangible benefits to customers, our climate and the environment. Since 1995,

for example, our European new-vehicle fleet's CO₂ emissions have dropped by more than 30%.

But we are still aiming for more: over the period from 2006 to 2020, we aim to reduce the amount of resources – such as water and energy – consumed by our vehicle manufacturing operations by 45% per vehicle. In our engine plant in Steyr, Austria, we are already making dramatic progress: since 2007, production there has generated no waste water at all.

And of course each of our vehicles is designed for easy and economical recycling after its long-running life. Please contact your BMW partner on all matters regarding your end-of-life vehicle. Further information on this topic is also available on our website.

www.bmw.com/recycling
www.bmw.com/EfficientDynamics
www.bmwgroup.com/responsibility

The BMW M6
Gran Coupe



The Ultimate
Driving Machine



The models illustrated in this brochure show the specifications of vehicles produced by BMW AG for the German market. In part, they include optional equipment and accessories not fitted as standard. According to the specific requirements of other markets, alterations in models, standard and optional equipment, as described in this brochure, may occur. For more precise information about country-specific vehicle versions, please contact your local BMW Dealer. Subject to change in design and equipment. Part number 94 23 1 140 601, March 2014. © BMW AG, Munich/Germany. Not to be reproduced wholly or in part without written permission of BMW AG, Munich.

BMW M recommends  **EDGE**

