

The new  
BMW X1

[www.bmw.co.uk](http://www.bmw.co.uk)  
[www.bmw.ie](http://www.bmw.ie)



The Ultimate  
Driving Machine



# THE NEW BMW X1.

FOR A LIFE FULL OF POSSIBILITIES.

**BMW EfficientDynamics**  
Less emissions. More driving pleasure.



# LOVES FREEDOM AS MUCH AS YOU DO.

The best stories come from real life. Especially when you let your dreams run free. Explore new horizons, move off the beaten path, or escape with friends for a long weekend: with the new BMW X1. This exceptionally versatile and dynamic SAV opens up all kinds of opportunities, making every day unique and full of surprises – just like you.



## The new BMW X1

### ONE VEHICLE. X POSSIBILITIES.

- 06 **Exterior design**  
Ready for take-off.
- 12 **Driving dynamics**  
Sense of freedom included.
- 14 **Report by Roman Rohrmoser**  
Two pros in the snow.
- 16 **Interior design**  
The world looks better from the inside.
- 22 **Interior design**  
A fresh approach for a more natural interior.
- 24 **Innovations**  
Open to new ideas.

➔ [www.bmw.co.uk/newx1](http://www.bmw.co.uk/newx1)

## Technology

### MORE SPONTANEOUS THAN EVER.

- 30 **Double your dynamics**  
Maximum performance, minimal consumption.
- 32 **BMW ConnectedDrive**  
In touch with your world.
- 36 **BMW EfficientDynamics**  
The technology package for lower emissions and more driving pleasure.
- 38 **BMW TwinPower Turbo engines**  
Increased efficiency from the latest technologies.
- 40 **Chassis and safety**  
Innovative systems for more driving pleasure.

## Equipment

### AS INDIVIDUAL AS YOU ARE.

- 44 **The new BMW X1**
- 46 **Sport models**
- 48 **xLine models**
- 50 **M Sport models**
- 52 **Colours, upholstery and interior trims**
- 56 **Standard / Optional equipment**
- 65 **Genuine BMW Accessories**

## Overview

### VERSATILITY AT A GLANCE.

- 66 **Equipment tables**
- 70 **Technical data and information on fuel consumption and CO<sub>2</sub> emissions**
- 72 **BMW Service and BMW Brand experience**  
Exclusive offers for BMW customers.



BMW UK on Facebook  
[www.facebook.com/bmwuk](http://www.facebook.com/bmwuk)

#### Specifications of model shown: BMW X1 xDrive25d.

Engine:	BMW TwinPower Turbo four-cylinder engine
Power output:	245hp / 180kW
Wheels:	18" light alloy Y-spoke style 322
Exterior colour:	Valencia Orange metallic
Upholstery:	Nevada leather in Oyster with Yellow/Black piping
Interior trim:	Fineline Bay matt wood

## Editorial

# BE SPONTANEOUS.

Modern life is full of possibilities. Vibrant cities and alluring landscapes offer a unique range of activities of every kind. It's up to us to seize those opportunities, to dream up unusual ideas and see them through – ideally with the new BMW X1.

It's the ideal vehicle for anyone who wants to go their own way and live life according to their own rules. In other words, it's a car with character. And its impressive functionality and modern technology, like BMW EfficientDynamics and BMW ConnectedDrive, make it the perfect outdoor companion. No wonder it's one of the most coveted Sports Activity Vehicles.

Alongside the popular SE and M Sport, the new BMW X1 is now also available with a choice of two new models: the xLine and Sport. These enhance both the exterior and interior with high-quality materials, perfectly matched colours and superb craftsmanship, which can be further customised to suit your personal taste. In just a few steps, you can create a vehicle as individual as you are. Make the new BMW X1 your own.

➔ [www.bmw.co.uk/newx1](http://www.bmw.co.uk/newx1)



# READY FOR TAKE-OFF.

► Every day has its own excitement. It's there for the taking. And the new BMW X1, BMW's compact Sports Activity Vehicle (SAV), seizes the day in spectacular style. With its elegant design and versatility, it will guide you through modern life with energy and enthusiasm – wherever you want to go.

The new BMW X1 is the kind of vehicle that can do it all. It's incredibly versatile and relishes each adventure, and with its compact external dimensions it can always find a way through the labyrinth of city streets. But don't let that fool you: inside, it's surprisingly spacious. Whether you're on your way to work, taking a shopping trip, or headed for an action-packed weekend with friends, the new BMW X1 is your can-do companion. It will add a special something to your life that you can enjoy day in, day out.





►► No matter where you're driving, the new BMW X1 always steps out in style. Its front and rear have been redesigned to make its distinctive character more striking than ever before.

## TAKING THE STREETS BY STORM.

The new BMW X1 is both effortlessly elegant, yet also seriously sporty. Ascending lateral lines, a long wheelbase and short overhangs make its dynamic look and characteristic SAV proportions all the more impressive. Newly designed body colour bumpers emphasise its exclusive appearance. Details like the inserts along the side skirts and the special features on the front and rear bumpers highlight its energetic personality. Its innovative lighting design is equally as impressive. The classic BMW double round headlights, available with optional Xenon technology, create a powerful and unmistakable appearance. Clearly visible indicators are integrated into the exterior mirrors and the characteristic L-shaped rear lights make the BMW instantly recognisable, even at night.

For those who want to customise the new BMW X1 even further there's the xLine and Sport alongside the SE and M Sport models. Take for example the xLine, which includes bumpers with satin inserts as well as satin finishers on the air intakes. In combination with the newly designed bumpers, these exclusive features truly make the new BMW X1 stand out from the crowd.






►► Design is a question of taste, but even more so a question of personality. That's why the new BMW X1 comes in two individual styles: powerfully elegant or sporty and agile.

The new BMW X1 has a typical X family profile. The elongated bonnet, the deep-set passenger compartment and slightly sloping rear window create an elegant silhouette. The xLine adds several classic SAV characteristics: 18" light alloy wheels in a distinctive Y-spoke design, satin side skirts and an interior filled with naturally harmonious colours. The Sport model is more dynamic with its high-gloss Black trim, deluxe wheels with 18" spokes and a breathtaking interior, rich in contrast.

# ONE BMW. TWO WORLDS.





## SENSE OF FREEDOM INCLUDED.

►► The new BMW X1 safely takes you to almost any conceivable destination and its power and agility make it a thrill to drive – both off road and on.

Give the new BMW X1 a free rein and it will reveal the full extent of its abilities. No matter which of the different engine/transmission combinations you choose, you'll be won over by their outstanding power delivery, exceptional driving dynamics and unparalleled efficiency. Like any of the models featuring the optional intelligent xDrive four-wheel-drive system, it effortlessly masters even the most difficult roads as the engine distributes the power variably to both axles. This increases the vehicle's already impressive traction – even on sand or gravel. And if you choose standard sDrive rear-wheel-drive system, you'll also enjoy premium BMW mobility and agility.



## TWO PROS IN THE SNOW



Extreme skier Roman Rohrmoser is always on the lookout for virgin snow and fresh slopes. The BMW X1 is his constant companion through the winter.

Few skiers can imagine how steep a 45-degree slope looks from above. "Most people think of half a right angle when they think of 45 degrees. But from above it looks totally different: it just goes straight down. It's enough to make even a professional feel queasy," Roman Rohrmoser is a professional, and 45-degree slopes are his workplace. He's been skiing since he was two years old and as a teenager was very successful at Alpine racing. He's been doing freestyle skiing for the past decade and is currently a member of the K2 Backside Adventure Team. From Alaska to Chile, the 27-year-old has left his mark on the steepest deep-snow slopes and has probably been the first person to ski some of them. Steep inclines aside, it's even harder to imagine what feats Roman Rohrmoser actually performs on those slopes: he jumps towering rocks, is constantly doing flips and skiing backwards.

Austrian Roman Rohrmoser is regarded as one of the best freestyle skiers in the world and is part of the K2 Backside Adventure Team. He uses his BMW X1 to drive through sleet and snow to the best ski slopes. He was also involved in the development of the Top K2 ski model, which is available as a limited edition design from BMW M.

While it may sound slapstick, freestyle skiing is at the cutting edge of extreme sports. It all looks so easy: Rohrmoser appears to effortlessly and playfully glide through waist-deep snow. But actually it's the result of hard training and a lot of courage. "On the days when we shoot, we're usually on our skis all day, so stamina, concentration and fitness are essential." For the past seven years, Rohrmoser's winter job has not only been freestyle skiing but also creating photos and footage of breath taking stunts. He works together with the best action film teams in the world. When shooting in remote locations, they often use a helicopter. The challenge is always to shoot as many scenes as possible when the weather is perfect, with clear blue skies and snow like powdered sugar – so there's no time for long climbs. Of course, having been born in the Zillertal Alps, Rohrmoser also likes to ski at home and in other Alpine hotspots. He's always on the lookout for virgin snow and ideal conditions, and he drives his BMW X1 to all kinds of mountainous destinations, such as St. Moritz, Courmayeur and Livigno. Last year he covered 40,000 kilometres – some of which were part of a road trip shown on BMW TV. As a freestyle skier from an Alpine region, the BMW X1 is his vehicle of choice. With its intelligent xDrive four-wheel-drive system, he's made it up every mountain so far despite snow and ice. Thanks to the folding seats and a ski bag, he's always got plenty of room for baggage, even for longer trips with friends. Rohrmoser sometimes regrets that he has to take the helicopter up the last few metres of the mountain, instead of powering on in his BMW X1.



Further information and videos can be found at [www.bmw-xdrive-guide.com](http://www.bmw-xdrive-guide.com)



## THE WORLD LOOKS BETTER FROM INSIDE.

◆ The interior designers of the new BMW X1 were guided solely by the requirements of the passengers. And it shows: particularly in the multitude of high-quality details. The elegant surfaces and artistic arrangement of exclusive electroplated inlays in the cockpit set new standards in premium design.

The interior of the new BMW X1 is sophisticated down to the very last detail. First-class craftsmanship of the finest materials create a high-quality atmosphere and the harmonious array of colours are a pleasure to behold. The high-gloss Black trim and air vents reinforce its stylish character, as do the Chrome inlays around the gear lever and cup holder in the centre console. Ample additional storage space is provided by the side pockets in the front door panels.

The stunning cockpit design ensures the driver and front passenger have plenty of room. The driver will also enjoy the benefits of the newly redesigned centre console, not to mention the ergonomic orientation of other important controls – such as the automatic air conditioning and optional Professional Multimedia Navigation system with a high-resolution 8.8" colour display. With the iDrive Controller, you can intuitively operate countless media and radio functions, as well as the navigation system or your mobile phone. Personal MP3 files can be saved to the Professional Multimedia Navigation system integrated hard drive via the USB audio interface, so you can compile your own personal soundtrack for each journey.



Along with its impressive standard of comfort, the interior also exceeds in terms of safety. Passengers are protected by six air bags and an incredibly rigid passenger cell, which features defined deformation zones for the highest level of safety. The BMW X1 was awarded five stars in the Euro NCAP Crash Test and in the Pedestrian Protection Test it received the best score ever given to a vehicle in its class.



Outstanding quality as far as the eye can see. The cockpit is clearly designed and angled slightly toward the driver. Features like air conditioning and the functional storage compartments make for an even more comfortable ride.

**Spontaneous people need a responsive vehicle. The new BMW X1 combines intelligent features with ample storage space and an expandable, customised luggage space. In short: it's always ready and raring to go.**

Our desires change daily, hourly, even by the minute. The new BMW X1 simply adapts to that change. Whether its four passengers or four suitcases that will accompany you on your next adventure, the BMW X1 can fit it all with a back seat that can be folded down in a 40:20:40 split. During journeys, bottles can be neatly stored in the door pockets, and drinks fit neatly in the cup holders on the centre console. These are just a few of the features that make the versatile new BMW X1 perfect for just about any kind of transport need.



The rear seat's intelligent 40:20:40 split opens up a raft of new possibilities. For example, the centre seat can be folded down so long narrow objects can be conveniently slid through the middle, while retaining two full seats on either side. Rear passengers can also enjoy the sunshine streaming through the optional panoramic glass sunroof.



# THE WHOLE WORLD IN YOUR BOOT.

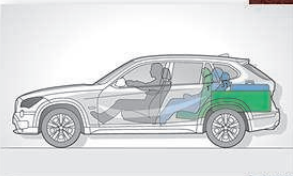
Wherever your travels take you, the luggage compartment's countless variations will meet all your personal needs. The backrest reclines in ten steps to a 31-degree angle.



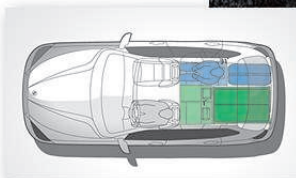
**Normal position:** The regular position seats three people comfortably in the rear with a luggage compartment capacity of 420 litres.



**Comfort position:** Reclining the seat to 31 degrees creates an especially comfortable sitting position and the luggage compartment still has a volume of up to 360 litres.



**2 + 1:** Thanks to the 40:20:40 rear seat split, an entire rear seat remains usable even when the luggage compartment is loaded, allowing three people to fit comfortably in the car.



|| People with plans need their freedom. And the new BMW X1 provides more than enough. With the help of the three reclining rear seats, the luggage compartment capacity expands from 360 litres to 480 litres – without giving up a single seat.

The variety of possible compartment variations offered by the 40:20:40 rear seat split and up to 1,350 litres of available space are certain to meet all your transportation needs.



### Natural: xLine

The high seating position and optional xDrive-four-wheel-drive system make the BMW X1 the perfect companion for active people. And the new xLine model brings out its dynamism naturally with its matt wood interior trim and beige leather upholstery.



A functional and aesthetic vehicle interior is a synthesis of practicality, quality and design. Controls that are so intuitive you won't even notice them. BMW has long been a pioneer of exceptional ergonomics. It was the first automotive manufacturer to create the feel of a cockpit, with the centre console angled slightly toward the driver, the revolutionary operating system simplified down to the one-button iDrive and the practical bookmarks for frequently used functions. BMW engineers are constantly refining proven products and at the same time researching new technologies for an even more comfortable and intuitive vehicle operation. The interior designers assess the quality of materials used in the vehicle interior with a simple yet conclusive test: the material should feel the way it looks. Leather is pleasant to the touch and wood is warm. The buttons and gear lever are made to be touched. Aside from the subjective assessment of the design, there are also a few objective requirements for the combination of colours and materials. Do they work with particular vehicles and do they reflect

# A FRESH APPROACH FOR A MORE NATURAL INTERIOR

**One glance at the interior of the new BMW X1 is all it takes to appreciate the perfect interplay of quality materials, superior craftsmanship and two individual design worlds.**

international trends in the design of luxury goods? Does it match the style and the tradition of a premium automobile? The new BMW X1 is the first compact premium SAV and its new interior fulfils the role of trendsetter whilst being characteristically BMW. The new BMW X1 sets standards with cutting-edge materials, contemporary colours and high-quality details. BMW designers created a new centre console oriented toward the driver, allowing for the quicker, safer operation of important controls. And for the first time, you can choose to customise your new BMW X1 with one of two new models that emphasise its strongest characteristics: Sport and xLine. Each sharpens the entire vehicle's appearance and offers a uniquely different interior atmosphere. The Sport model highlights BMW X1's athletic character with a High-gloss Black trim or Coral Red Nevada leather with Grey/Black piping. BMW designers were inspired by BMW's long motorsport tradition, where red and black are the colours of victory. BMW's xLine model attractively complements the lifestyle of active

people. The calming combination of various earth tones for the seat covers and the matt decorative trim with an open-pored wood highlight the BMW X1's natural ruggedness. And like the Sport, contrasting piping adorns the optional leather seats. Regardless of what individual features or BMW model you choose for the interior of your BMW X1, the result is always a carefully designed, stylish premium vehicle. The BMW designers' experience and sense of style is reflected in every detail. "It's important to us that every element of the interior complements each other. Functionality and safety play a decisive role, but shape and aesthetics are our main priorities," says Marc Girard, Head of Interior Design at BMW.



### Dynamic: Sport Model

The BMW X1 is the most athletic and agile vehicle in its class, which is highlighted by the new Sport model with its high-gloss interior trim and Red leather upholstery.





**BMW ConnectedDrive**  
In touch with your world.

**AN INDEPENDENT THINKER,  
JUST LIKE YOU.**

►► We live in a world teeming with information. So it's increasingly necessary to filter out what is important from what is not. BMW ConnectedDrive Convenience, Infotainment and Safety features help you do just that.

So you want to take the fastest route to an exclusive restaurant, explore the hottest live venues in the city and return to your BMW X1 again after an unforgettable evening? It's all possible with the latest functions from BMW ConnectedDrive. With BMW Assist, you can find the hippest clubs and bars and enter destinations directly into the navigation system with BMW Routes to find the most direct route. RTTI (Real Time Traffic Information) checks the traffic conditions on main roads while you drive and passes that information on to the navigation system in real time, which then automatically changes the route in the event of slow-moving traffic or congestion. The Aupe! App, available in conjunction with the optional Mobile Application Preparation feature, provides the perfect musical accompaniment: a personalised web radio with more than 900,000 songs from over 40 countries. To tailor the music to your own taste, just install the

BMW Connected App on your iPhone, free from the Apple App Store.

Of course, this level of convenience doesn't mean sacrificing safety. The High-beam Assistant illuminates dark streets and automatically dims the high-beam lights in the presence of oncoming traffic. Should the unforeseeable happen, you can feel at ease knowing that BMW Assist has initiated an Emergency SOS call, so help is on the way. All relevant information – like your exact position – is relayed directly to the rescue services. This and other BMW ConnectedDrive features make your drive safer and more convenient than ever before. So you can arrive at your destination more relaxed and enjoy pure driving pleasure on every trip.<sup>1</sup>

<sup>1</sup> BMW Assist services are not available in the Republic of Ireland, Isle of Man or the Channel Islands.



The Vehicle Finder function of the My BMW Remote App locates your new BMW X1 up to a distance of 1,500 metres and guides you to it, so that you can conveniently unlock the car using your iPhone.



## WAY AHEAD OF THE REST.

every step of the way. Its BMW TwinPower Turbo engine makes it both the most dynamic and economical vehicle in its class – a feat that required a whole package of innovations. The systematic lightweight construction of engines, intelligent fuel-injection solutions and cutting-edge energy cycles help to sustainably reduce fuel consumption and CO<sub>2</sub> emissions – to just 57.6mpg (4.9l/100km) and 129g/km with the new BMW X1 sDrive20d at 184hp (135kW), for example. The precision of the eight-speed automatic transmission also saves fuel, as does Auto Start-Stop, power steering and Brake Energy Regeneration. The ECO PRO Mode improves fuel-efficiency even further and is activated by a button on the centre console. It optimizes the car's fuel consumption and minimises the energy used by the air conditioning and other features. The fuel saved is calculated into bonus range and displayed via the On-Board Computer.

►► With the efficient latest generation BMW TwinPower Turbo engine, you can enjoy an extremely dynamic yet gratifyingly economical ride. And other new BMW EfficientDynamics technologies work together to reduce the BMW X1's emissions even further.

BMW is an advocate of efficient driving, but believes that driving pleasure should never be compromised. This philosophy is reflected in the BMW EfficientDynamics technology program that greatly reduces fuel consumption and emissions, while increasing driving dynamics. The new BMW X1's efficiency excels



**BMW EfficientDynamics**  
Less emissions. More driving pleasure.

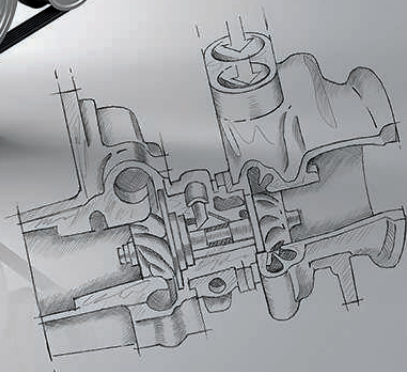
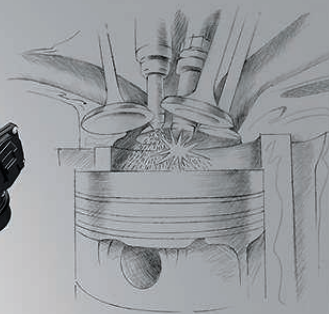


# A BRIEF PAUSE BEFORE TOMORROW BEGINS.

►► As one thrilling day comes to an end, the excitement for tomorrow begins. Because whatever it brings, you can enjoy the new BMW X1's tremendous versatility, exceptional driving dynamics and impressive design in any situation.

Breakfast with friends, a business meeting at noon, then off kiteboarding. With the new BMW X1, you feel at ease no matter where you're headed. It will accompany you through all facets of modern life, 24 hours a day, 365 days a year. And best of all, this sporty yet elegant SAV always guarantees maximum driving pleasure.





Maximum performance from minimum fuel consumption: the new top-of-the-range BMW X1 xDrive25d with a four-cylinder diesel engine and two-stage twin-turbo.

# DOUBLE YOUR DYNAMICS.

## TWIN TURBO IN THE BMW X1 xDRIVE25d

OUTPUT 218HP / 160KW AT 4,400RPM.

TORQUE 450NM AT 1,500-2,500RPM.

FUEL CONSUMPTION (COMBINED) 47.9 MPG / 145 GRAMS CO<sub>2</sub>

**For nearly 30 years, Steyr in Upper Austria has been at the heart of the BMW diesel world. The first BMW diesel engine was built here in 1983, designed for the fastest and most dynamic compression-ignition saloon in production at the time. And in keeping with tradition, the most powerful and dynamic diesel engines in every class are still being produced in Steyr in 2012. The new Twin-Turbo engine with two-stage turbocharging for exceptional performance and efficiency is an excellent example.**

Multi-stage charging BMW diesel engines stand for maximum efficiency and unbeatable performance figures. That's a given. But the BMW X1 xDrive25d isn't just about numbers – it's also about extraordinary character. The two turbochargers deliver a perfect driving experience unmatched by any other four-cylinder diesel engine worldwide. In contrast to engines with just one charger, an optimally dimensioned charger rotates inside this powerhouse at every engine speed. The two chargers work individually or in unison to direct fresh air towards the four combustion chambers using power from the exhaust.

The smaller charger with a lighter turbine wheel takes over at low engine speeds and when the car starts moving. Due to its low inertia, it revs up immediately to eliminate any signs of turbo lag or start-up weakness. Better still, the small turbine in the new four-cylinder diesel engine features adjustable geometry that is capable of translating the finest touch of the accelerator into charging pressure. As the engine speed increases, the weak airstream transforms progressively into a charge. Having just one charger simply means that this power delivery is limited. The restricted volume and engine speed capacities mean a tighter airflow, just like trying to breathe through a straw – a difficult feat for even strong, large lungs. With two chargers, the exhaust runs through the larger turbine at higher engine speeds to generate consistently high performance all the way to the top. Other diesel engines are literally out of breath at high engine speeds.

The finely tuned interplay between the small and large turbine is one of the well-guarded secrets of BMW engine engineering. After all, the driver shouldn't really notice this complex technology – apart from the spontaneous thrust and extraordinary torque it produces. They can enjoy the power of a six-cylinder without compromising on the benefits of a four-cylinder. In particular, its lower weight is ideal for the agile BMW X1. So in 2012, the most powerful and dynamic diesel engine in its class once again hails from Steyr.

## EfficientDynamics

A specially economical EfficientDynamics is available for the BMW 1, 3 and 5 Series – and now there's one for the BMW X1, too. Its acclaimed four-cylinder diesel engine produces 163hp (120kW) with an impressive torque of 380Nm. With rear-wheel-drive as standard, a six-speed manual transmission and extensive optimisation of the finest details, the BMW X1 sDrive20d EfficientDynamics boasts an average fuel consumption of just 62.8mpg (4.5l/100km). And with a CO<sub>2</sub> emissions output of just 119 grams, it's the most efficient premium SUV in the world.





## BMW ConnectedDrive In touch with your world.

Our world is becoming more connected every day. BMW drivers are used to the fact that their vehicle and their world are linked – that they can request information, communicate via telephone or email and always be up to date while they're on the go. The BMW ConnectedDrive concept encompasses all the services and innovative technologies that network BMW vehicles and their passengers with the world outside, including the traffic around.



**Revolutionising mobile networking.** The BMW Vision ConnectedDrive is a visionary roadster with a design that exhilarates from the very first glance. Its dynamic, flowing contours lead the eye from the striking front and along the stretched bonnet of this extraordinary vehicle – a synthesis of exterior and interior. Each of the three levels of the interior stands for one of three BMW ConnectedDrive components – convenience, infotainment and safety. The accompanying functions and controls are illuminated in different colours, which literally radiate a pulsating array of information. More information about this concept vehicle and further research projects is available in the new Future Lab.

[www.bmw.com/futurelab](http://www.bmw.com/futurelab)

## BMW CONNECTED DRIVE – FOR MORE CONVENIENCE, INFOTAINMENT AND SAFETY.

Wherever your journey may lead, you can stay in touch with BMW ConnectedDrive. Its innovative functions provide optimum integration between the driver, vehicle and the world outside – anytime, anywhere. Here is an introduction to just a few of the features for more convenience, infotainment and safety. Further information on all the benefits BMW ConnectedDrive has to offer is available online at [www.bmw.co.uk/ConnectedDrive](http://www.bmw.co.uk/ConnectedDrive)

**Convenience.** These ingenious BMW ConnectedDrive technologies include helpful services, such as Real Time Traffic Information (RTTI) from BMW Assist, to make every journey in your BMW a relaxing one.



**Reversing Assist camera.** Shows the area behind the vehicle clearly in the Control Display. Interactive guidelines show, for example, whether the parking space selected is large enough for the vehicle. In models with tow bar, the Rear View camera features an extra zoom function (available in conjunction with Park Distance Control and a navigation system).



**Park Distance Control (PDC).** This allows for easy parking and manoeuvring in confined spaces. Acoustic signals and a visual indicator in the Control Display tell you when the front or rear of the vehicle is approaching an object. Distances are measured by ultrasound sensors in the bumpers.



**Comfort Access.** This system allows you to unlock, lock and start your BMW without inserting or having to hold the key in your hand. When you have the remote control on your person, simply touch the door handle or boot lid and the BMW unlocks or locks as required by transmitting an identification signal to the car. Similarly, a touch of the Start-Stop button is all it takes to start the engine.



**Real Time Traffic Information (RTTI).** Provides a precise account of current traffic situations in real time. The information is presented on the Navigation map by using a colour coding system indicating the flow of traffic. Road networks are divided into distances as short as 500m for superior accuracy and dependency. Information is automatically updated every 3 minutes allowing the driver to monitor whether the traffic situation is improving or worsening. The system also recommends for or against alternative routes based on the potential time saving benefits.

**Infotainment.** The infotainment package encompasses services with a technological or media orientation such as the BMW Connected App, which provides drivers with the same level of information and entertainment that you would find at home or in the office.



**AUPEO!** Have your own personal DJ on board with Aupeo! Personal Radio. Choose from over 120 genres and access a music library with over 900,000 tracks – and if this isn't enough choice you can even select music depending on your mood. Your music tastes are personalised over time as you use the 'Love' and 'Ban' buttons to ensure that only the music you enjoy is seamlessly streamed into your car. In combination with the optional BMW Mobile Application Preparation the free Aupeo! iPhone application is fully integrated into the vehicle Control Display and controlled via the iDrive.



**Mobile Application Preparation.** With this optional feature, users can download the BMW Connected App on the iPhone free of charge. With this app you're no longer limited to listening to local radio. Using the iDrive system, you can select web radio stations from around the world. You can call up the latest status reports from your Facebook and Twitter accounts and view your iCalendar on the vehicle Control Display.



**Enhanced Bluetooth Telephone Functionality.** From now on, you can use the time you spend in your car even more effectively. Thanks to the Enhanced Bluetooth telephone functionality and the intelligent integration of selected compatible business mobile phones<sup>1</sup>, Office functions such as dates, tasks, contacts or SMS and email messages can be shown on the Control Display, via the Bluetooth connection, or they can be read aloud via the audio speakers, using the narrator function (if the vehicle is also equipped with Voice Control). Thanks to Bluetooth audio streaming<sup>2</sup>, wireless playback of music files via selected compatible Bluetooth devices<sup>1</sup> is no problem either.



**Plug-in.** Apple devices can be connected via a USB, allowing album artwork to be displayed in the vehicle and with the optional Mobile Application Preparation a Plug-in feature allows music to be presented as if it were on your own iPod screen.

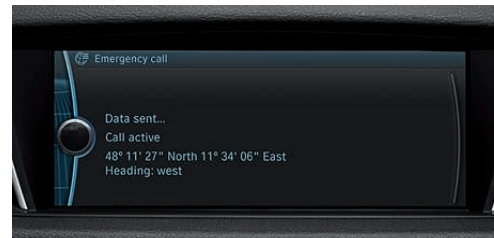
**Safety.** These BMW ConnectedDrive services are safety technologies that make a significant contribution to reducing the risks that road traffic poses to BMW drivers and their passengers – such as Emergency 999 SOS call.



**High-beam Assistant.** No unintentional dazzle – the optional High-beam Assistant uses an image sensor to recognise oncoming traffic and changing light conditions. When the system is active it automatically switches the high-beam on and off.



**Adaptive Headlights.** Illuminates bends at greater distance by optimally adjusting the swivelling headlights as the driver turns the steering wheel (optional).



**Emergency 999 SOS call.** Known as BMW eCall, this service provides a direct link to the 999 Emergency Services. You can summon help manually by simply pressing the SOS emergency call button to arrange for assistance. Additionally, if your vehicle is involved in a more serious accident an automatic emergency call is made, providing extra reassurance that if you cannot call for help, the vehicle will on your behalf. With either the manual or the automatic Emergency SOS call, details of your vehicle and location will be sent directly to a 999 Emergency Service Centre, so that immediate action can be taken and assistance dispatched without delay. The Emergency 999 SOS call is part of the optional BMW Assist package.

<sup>1</sup> See [www.bmw.com/bluetooth](http://www.bmw.com/bluetooth) for information on compatible devices.

<sup>2</sup> Details of compatible phones enabled for Bluetooth Audio Streaming is available at [www.bmw.com/bluetooth](http://www.bmw.com/bluetooth)

## BMW EfficientDynamics

Less emissions. More driving pleasure.

BMW was one of the first manufacturers to pursue the goal of efficient drive technologies, as part of its multi-award-winning sustainability strategy. BMW EfficientDynamics, included as standard, is a comprehensive technology package designed to reduce fuel consumption and emissions – while simultaneously enhancing dynamic performance. A winner of many technology awards, it has enabled the BMW Group to reduce the CO<sub>2</sub> emissions of its European new-vehicle fleet by about 30% since 1995. 40 models currently produce less than 140g of CO<sub>2</sub> per kilometre. The BMW Group intends to achieve a further 25% reduction in CO<sub>2</sub> emissions by 2020.



## BMW X1 EFFICIENT DYNAMICS.

Thanks to BMW EfficientDynamics, the emissions of BMW vehicles have already been reduced by up to 30%. This is not an individual measure, it is a far-reaching package of independent technologies that not only improve consumption and lower CO<sub>2</sub> emissions, but also simultaneously increase driving pleasure. It also represents an ongoing journey – and the BMW X1 sDrive20d EfficientDynamics establishes a significant milestone. With features such as optimised aerodynamics, including the use of innovative Streamline style alloy wheels, this landmark model achieves an average fuel consumption figure of 62.8mpg and produces CO<sub>2</sub> emissions of just 119g/km. At the same time, BMW TwinPower Turbo technology, engine modifications, fine-tuning of the rear axle gear ratio, Reduced Rolling Resistance tyres and the Optimum Shift Indicator mean there's not even the slightest compromise when it comes to driving enjoyment. Indeed, the BMW X1 sDrive20d EfficientDynamics delivers an extremely gratifying 163hp (120kW) and 380Nm of torque. For more information on this model, please visit:

[www.bmw.co.uk/x1ed](http://www.bmw.co.uk/x1ed)

## BMW EFFICIENT DYNAMICS – MAKING A LITTLE GO A LONG WAY.

### THE BMW EFFICIENT DYNAMICS FEATURES IN THE NEW BMW X1 AT A GLANCE.

**Auto Start-Stop.** Auto Start-Stop switches off the engine when the vehicle comes to a temporary standstill (e.g. at traffic lights) to further reduce overall fuel consumption.

**Common-rail direct injection.** This third-generation system generates pressure of up to 1,800 bars. As a result, diesel can be injected with greater precision and in exactly calculated amounts. This lowers fuel consumption and emissions while at the same time enhancing engine performance.

**Disengageable air conditioning compressor.** When the air conditioning is not in use, the air conditioning compressor is uncoupled from the belt drive, which prevents the usual loss of energy.

**BMW TwinPower Turbo technology.** In diesel engines, common-rail direct injection and a turbocharger are combined with Variable Vane Geometry. This significantly reduces the fuel consumption – while noticeably increasing performance across all engine speeds.

**Optimum Shift Indicator.** Timely gear shifts are one of the most effective ways to save fuel. A visual display on the vehicle's instrument panel shows the optimum gear for a more fuel-efficient driving style.

**Brake Energy Regeneration.** Brake Energy Regeneration means that the generator (alternator) usually only generates electricity when the driver brakes or takes their foot off the accelerator. Previously unused kinetic energy is transformed into electrical energy and fed into the battery.

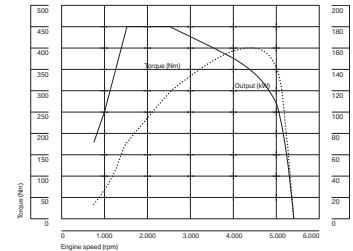
**ECO PRO Mode.** This mode enables fuel consumption to be reduced by up to 20% depending on your individual driving style<sup>1</sup>. It optimises the accelerator pedal response, transmission characteristics and gearshift points, while intelligently altering the heating/air conditioning systems. The ECO PRO tips advise the driver how to increase efficiency (e.g. by accelerating less aggressively). The bonus indicator integrated into the On-Board Computer displays the additional range gained since you last filled the tank as a result of the increased efficiency of the ECO PRO Mode.

**Electric power steering.** Unlike conventional hydraulic steering systems, the electric power steering only uses energy during actual steering. The electric motor remains inactive when driving straight ahead.

<sup>1</sup> According to an internal BMW fuel consumption study.

# BMW ENGINES – INNOVATION BASED ON THE PRINCIPLE OF CAUSE AND EFFECTIVENESS.

**The diesel engines.** The diesel engines available for the new BMW X1 also feature BMW TwinPower Turbo technology for increased efficiency, combining the latest injection technologies and fully variable Performance Control with innovative turbocharger technology for greater dynamics. All diesel models feature lightweight aluminium construction and are equipped with a zero-maintenance particle filter as standard.



Smooth running, plenty of torque – the BMW TwinPower Turbo four-cylinder diesel engine in the new BMW X1 xDrive25d.

### BMW X1 xDrive25d.


The BMW TwinPower Turbo four-cylinder diesel engine produces an exceptional 218hp (160kW) – and great deal of driving pleasure. Featuring two intelligently combined exhaust gas turbochargers for blistering power delivery, the 2.0 litre engine provides a massive torque of 450Nm at just 2,000rpm, while the third-generation Common-rail injection system ensures maximum efficiency. On average it consumes just 41.5mpg (6.8l/100km). The vehicle reaches the 62mph mark in just 6.8 seconds and has a top speed of 149mph (230km/h).

### BMW X1 sDrive20d / xDrive20d.

Providing abundant power in any driving situation, these smooth-running 2.0 litre four-cylinder diesel engines deliver a substantial 184hp (135kW). The Common-rail injection system and exhaust gas turbocharger create a perfect union of dynamic driving performance and high efficiency. The results: acceleration from 0 to 62mph in 7.8 seconds (BMW X1 xDrive20d: 8.1s), peak torque of 380Nm from 1,750rpm and average fuel consumption of just 57.6mpg (4.9l/100km) BMW X1 xDrive20d: 51.4mpg (5.5l/100km). The CO<sub>2</sub> emissions output is 129g/km (BMW X1 xDrive20d: 145g/km).

**BMW X1 sDrive20d EfficientDynamics.** This 2.0 litre BMW TwinPower Turbo engine produces 163hp (120kW) and 380Nm of torque and represents a milestone in terms of fuel consumption and emissions output. Thanks to a package of precisely coordinated technologies, including a redesigned engine and Optimum Shift Indicator, it consumes on average just 62.8mpg (4.5l/100km).

**BMW X1 sDrive18d / xDrive18d.** This 143hp (105kW) unit is a pioneering diesel engine. And it sets standards for emissions and fuel consumption too, producing just 128g/km of CO<sub>2</sub> in the BMW X1 sDrive18d – on average 119g/km – and with an average fuel consumption of 58.9mpg (4.8l/100km) BMW X1 xDrive18d: 51.4mpg (5.5l/100km). Equally gratifying is the power this four-cylinder diesel engine with Common-rail injection system and exhaust gas turbocharger can coax from its 2.0 litre capacity. Flexible and low in vibration, it develops its maximum torque of 320Nm at the low engine speed of 1,750rpm.




Pure driving dynamics – it's a quality embodied by every single BMW without exception. And the technical basis for this thrilling driving experience lies in the suspension. It ensures optimal contact with the road surface and ideal road holding in every situation – the result of its 50:50 weight distribution and an array of seamlessly combined innovative components. BMW engineers are continually re-inventing and refining those classic BMW driving dynamics to ensure that every BMW chassis puts the driver in direct contact with the vehicle and inspires a passion for dynamic driving – while also providing the highest levels of safety and comfort.



## THE BEST FOUNDATION FOR SUPERIOR DRIVING DYNAMICS. AN EXCELLENT CHASSIS.

Optimised road holding is crucial to a truly dynamic driving experience. In the new BMW X1, this is achieved by a weight distribution of almost 50:50 between the front and rear axles, as well as neutral steering behaviour, a high level of directional stability and fantastic traction. Read on to find out more.



**Servotronic.** This option optimally adjusts the level of steering assistance to suit the current speed and reduces the effort required when parking. As speeds increase, the assistance level lowers to aid the driver in maintaining the correct line.

**xDrive.** This intelligent four-wheel-drive system adapts perfectly even to difficult driving situations by consistently delivering maximum traction. As soon as xDrive recognises a tendency to oversteer or understeer – based on driving data such as steering angle and wheel rotation speed – the system responds instantly. With the aid of an electronically controlled multiple-disc clutch, it distributes drive power flexibly to the axles within fractions of a second to ensure optimal grip. In this way, xDrive combines the advantages of four-wheel drive – traction, directional stability and driving safety – with the hallmark agility of a BMW.

**Performance Control.** This optional technology for xDrive models uses dynamic braking intervention to improve cornering behaviour, thus boosting driving pleasure and enhancing safety at the same time. Through targeted braking, optimal torque is distributed to the individual wheels depending on the driving situation. This allows for particularly dynamic cornering with the best possible grip. As a result, the BMW X1 responds to steering commands more spontaneously, for increased agility and sporty driving.

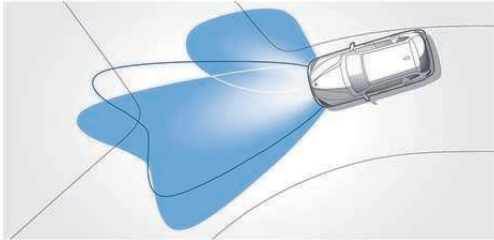
**sDrive.** The rear-wheel-drive setup is a BMW principle that guarantees driving pleasure. By clearly separating drive and steering, it permits an optimal axle load distribution of virtually 50:50, providing thrilling agility and manoeuvrability on practically any road. Thanks to its optimally configured lightweight chassis, the BMW X1 responds directly to every steering command, delivering precision handling that is unique in its class.

**Eight-speed automatic transmission.** The close spacing of gear ratios in the optional eight-speed automatic transmission enables maximum use of the optimum rev range, lowering fuel consumption and enhancing shift comfort.

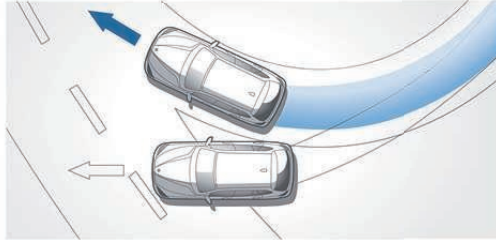
**Sport suspension.** This suspension without lowered chassis features firmer spring and damper set up giving tauter control and reduced body roll.

# UNPARALLELED SAFETY WITH THE LATEST BMW TECHNOLOGIES.

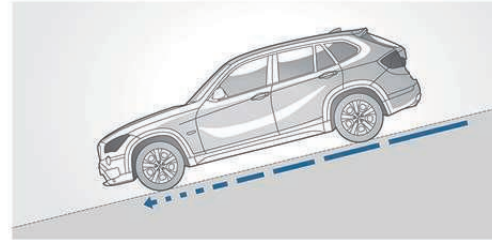
The new BMW X1 is equipped with cutting-edge technologies for every eventuality. Superb handling and innovative equipment come as standard. Drivers benefit from the very latest technologies that provide optimal support at all times. You'll feel safe and protected, no matter where your journey takes you.



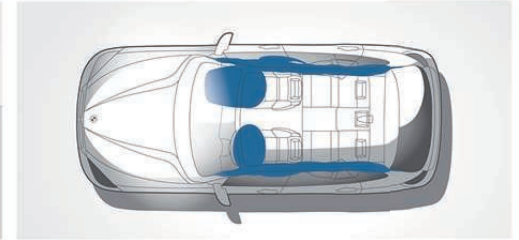
□ **524 Adaptive Headlights including cornering lights**, illuminate bends by optimally adjusting the swivelling headlights as soon as the driver turns the steering wheel. Cornering lights are automatically activated when the indicator is switched on or with a steering lock of over ten degrees, even when the vehicle is at a standstill.



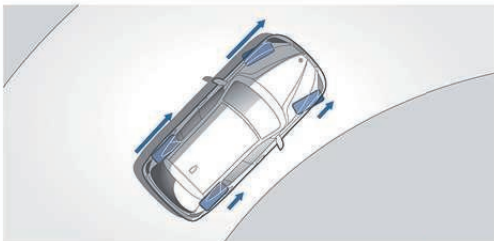
■ **Dynamic Stability Control (DSC)** including Cornering Brake Control (CBC) and Brake Assistant. DSC recognises instability before it occurs and stabilises the car in milliseconds. Dynamic Traction Mode (DTC) allows increased wheel slip to optimise propulsive power in certain situations and to enable a sportier style of driving.



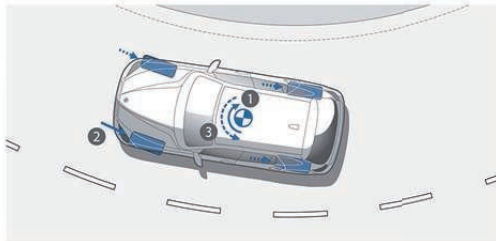
■ **Hill Descent Control (HDC)** enables your BMW to take even steep downhill gradients safely and reliably, automatically reducing the velocity of the car to fast walking speed without the driver having to brake (HDC is standard for xDrive models).



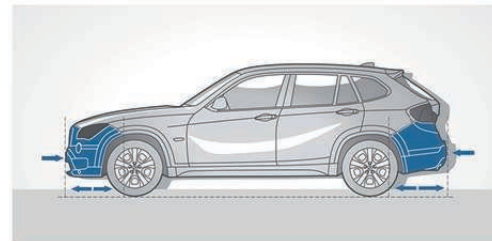
■ **Airbags** and all other safety components are perfectly matched to one another, meaning that in a collision only the airbag actually required is activated. Airbags offer superior safety on demand: driver and front passenger airbags, front-to-rear head airbags as well as side airbags in the front.



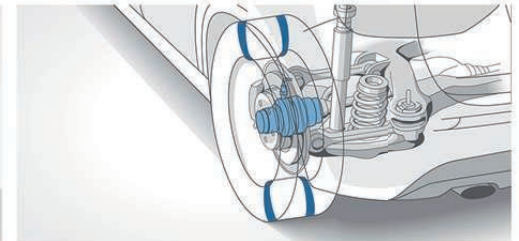
□ **2VG Performance Control:** This electronic control system ensures even greater dynamics through corners. Variable power distribution is used to actively turn the car into the corner, allowing even greater driving precision (available for xDrive models).



■ **Cornering Brake Control (CBC)** increases driving stability when braking lightly on fast bends. When you apply the brakes the loads acting on the rear wheels are reduced, which may make the vehicle tighten its line (1). CBC counteracts this effect by optimally adjusting brake pressure (2) in order to generate a stabilising counterforce (3) even before ABS cuts in.



■ **Bumpers** with regenerating aluminium impact absorbers at the front (steel at the rear) absorb impacts without damage at speeds of up to 2.5mph (4km/h), while special deformation zones at the front and rear absorb impacts at up to 9mph (15km/h) without any damage to the body.



□ **258 Run-flat tyres:** reinforced sidewalls mean that the tyres do not collapse in the event of a puncture or blow-out, so they cannot become detached from the rims. Furthermore you can continue your journey for approximately 90 miles at up to around 50mph. (Standard on 18" and 19" wheels or towbar, detachable).

■ **Tyre Puncture Warning System (TPWS)** notifies the driver of any tyre problems. The system detects air pressure reduced in the tyres and then warns the driver by activating a light, while any greater loss is additionally signalled with an acoustic warning.

## THE NEW BMW X1.



The cockpit with its centre console angled towards the driver is a classic example of driver-orientated BMW design. The standard Sport multi-function leather steering wheel is a pleasure to hold. Countless storage space and high-quality

materials are characteristic of the open, light interior design and add to the pleasant atmosphere.



The luxurious interior features BMW's Electra upholstery in Anthracite and optional Fine Brushed Aluminium trim shown here reinforces the sporty look (Satin Silver interior trim as standard). Practical storage solutions provide added convenience.



17" light alloy Star-spoke style 317 wheels come as standard for sDrive/xDrive 18d and 20d.



The new BMW X1 sDrive18d in optional Mineral White metallic exterior paint.

## THE NEW BMW X1 SPORT MODEL.

### Exterior equipment:

- 17" light alloy wheels V-spoke style 318
- Door sill finishers with Sport designation
- Exhaust tailpipe – single, stainless steel with Dark Chrome finisher
- Front and rear bumper with High-gloss Black insets
- Kidney Grille with High-gloss Black vertical slats
- Roof rails, High-gloss Shadowline
- Side sill with High-gloss Black insets

### Interior equipment:

- Ambient lighting, switchable BMW Classic Orange / Red
- Floor mats with Red piping
- Interior trim, High-gloss Black
- Median cloth upholstery
- Sport leather multi-function steering wheel, with Red stitching
- Sport seats, front



■ Door sill finishers with BMW Sport designation.



■ The standard driver and passenger Sport seats offer exceptional support and are reminiscent of classic motorsport design, shown here in optional Coral Red Nevada leather with Grey/Black piping.

■ 17" light alloy V-spoke style 318 7.5J x 17" with 225/50 R17 tyres.

□ 2A2 18" light alloy Double-spoke style 421, with 8J x 18" with 225/45 R18 run-flat tyres.



The new BMW X1 xDrive25d Sport model in optional Glacier Silver metallic exterior paint.

## THE NEW BMW X1 xLine MODEL.

### Exterior equipment:

- 18" light alloy wheels Y-spoke style 322
- Front and rear bumper with Satin insets
- Kidney Grille with Chrome vertical slats
- Roof rails, Matt Aluminium
- Side sill with Satin insets

### Interior equipment:

- Ambient lighting, switchable BMW Classic Orange / White
- Door sill finishers with BMW xLine designation
- Floor mats with piping
- Interior trim, Dark Copper
- Nevada leather upholstery with X headrest embossing



■ Nevada leather upholstery in exclusive Terra with Grey/Petrol piping add an air of elegance to the interior.



■ Door sill finishers with BMW xLine designation.



■ 18" light alloy Y-spoke style 322, with 8J x 18" with 225/45 R18 run-flat tyres.



□ 2FN 19" light alloy V-spoke style 324, 8J x 19" with 225/40 R19 front and 9J x 19" with 225/35 R19 rear run-flat tyres.



The new BMW X1 xDrive25d xLine model in optional Midnight Blue metallic exterior paint.

## THE NEW BMW X1 M SPORT MODEL.

### Exterior equipment:

- 18" M light alloy wheels Double-spoke style 355 M
- Door sill finishers with M designation
- Exterior trim, High-gloss Shadowline
- M aerodynamic package
- Roof rails, High-gloss Shadowline

### Interior equipment:

- Headliner, Anthracite
- Interior trim, Dark Brushed Aluminium
- M leather multi-function steering wheel
- Nevada leather upholstery
- Sport seats, front



■ M door sill finishers with Chrome inserts and M designation.



Le Mans Blue metallic exterior paint is exclusive to M Sport models. The Sport seats in Nevada leather upholstery as well as the interior trim in Dark Brushed Aluminium shown here are also standard. The High-gloss Shadowline exterior trim further enhances the BMW's sporty exterior.


■ 18" M light alloy Double-spoke style 355 M with 8J x 18" 225/45 R18 front and 9J x 18" 255/40 R18 run-flat tyres rear.

□ 2MP 19" M light alloy Double-spoke style 225 M, with 8J x 19" 225/40 R19 front and 9J x 19" 255/35 R19 run-flat tyres rear.



The new BMW X1 sDrive20d M Sport in optional exclusive Le Mans Blue exterior paint.

## Exterior colours.



■ **300 Alpine White**  
Non-metallic




■ **668 Jet Black**  
Non-metallic



□ **A96 Mineral White**  
Metallic



□ **A72 Cashmere Silver**  
Metallic



□ **B38 Midnight Blue**  
Metallic



□ **B44 Valencia Orange**  
Metallic



□ **B39 Mineral Grey**  
Metallic



□ **B06 Sparkling Bronze**  
Metallic



□ **A76 Deep Sea Blue**  
Metallic



□ **B09 Marrakesh Brown**  
Metallic



□ **A83 Glacier Silver**  
Metallic




□ **475 Sapphire Black**  
Metallic



□ **381 Le Mans Blue**  
Metallic<sup>1</sup>

These pages illustrate the colours and materials available for the new BMW X1. Use them to identify your favourite colours, or compare various combinations. These colour samples are intended as an initial guide, however experience has shown that printed versions of paint, upholstery and interior trim colours cannot in all cases faithfully reproduce the colour appearance of the originals. Therefore we recommend that you consult your BMW Dealer on your preferred colour choices, who will be happy to show you original samples and assist you with special requests.

## Interior colours.




Black



Beige


## Upholstery colours.




■ EAAT Anthracite  
Electra cloth<sup>2</sup>



□ AXDN Anthracite/Silver highlight  
Median cloth<sup>4,5</sup>



□ LUSW Black  
Nevada leather<sup>3</sup>



□ LUB4 Beige  
Nevada leather<sup>3</sup>

## Interior trims.



■ 4CG Satin Silver



□ 4B9 Fine Brushed Aluminium



□ 4CK FINELINE Wave wood trim

<sup>1</sup> Only with M Sport.

<sup>2</sup> Not available with Sport seats.

<sup>3</sup> Nevada leather includes seat surfaces, headrests for the front and outer rear seats.

<sup>4</sup> Only available with Sport seats.

<sup>5</sup> Availability from September 2012.

Please note that even normal long or short-term use can lead to unrecoverable upholstery damage. This can be caused in particular by non-colourfast clothing.

**Upholstery colours.  
xLine.**



■ **LUDP Oyster with Yellow piping**  
Nevada leather




■ **LUG1 Black with Grey/Brown piping**  
Nevada leather

**Interior trims.  
xLine.**



■ **4L3 Dark Copper, High-gloss**



■ **LUTW Terra with Grey/Petrol piping**  
Nevada leather



□ **4EB FINELINE Bay matt wood**

**Upholstery colours.  
Sport.**



■ **AXIK Anthracite/Coral Red highlight**  
Median cloth<sup>3,4</sup>



□ **LUTZ Coral Red with Grey/Black piping**  
Nevada leather

**Interior trims.  
Sport.**



■ **4AT Black, High-gloss**



□ **LUG9 Black with Grey/Red piping**  
Nevada leather



□ **4B9 Fine Brushed Aluminium**

**Upholstery colours.  
M Sport.**



■ **LUB4 Beige**  
Nevada leather




■ **LUTZ Coral Red with Grey/Black piping**  
Nevada leather

**Interior trims.  
M Sport.**



■ **4MP Dark Brushed Aluminium**



■ **LUSW Black**  
Nevada leather



□ **4CK FINELINE Wave wood**

# Combinations.

Interior colours	BMW Upholstery colours												
	SE/ES			xLine			Sport			M Sport			
	Electra cloth <sup>2</sup>	Median cloth <sup>3,4</sup>	Nevada leather	Nevada leather			Median cloth <sup>3,4</sup>	Nevada leather		Nevada leather			
Standard seats	•	—	•	•	•	•	•	•	—	—	—	—	—
Sport seats	—	•	•	•	•	•	•	•	•	•	•	•	•
Upholstery colour	Anthracite	Anthracite Silver	Black	Beige	Oyster	Terra	Black	Anthracite	Coral Red	Black	Beige	Black	Coral Red
	Black	Black	Black	Beige	Black	Black	Black	Black	Black	Black	Beige	Black	Black
Interior colour	Black	Black	Black	Beige	Black	Black	Black	Black	Black	Black	Beige	Black	Black
<b>BMW exterior colours</b>													
300 Alpine White non-metallic	•	•	•	•	•	•	•	•	•	•	•	•	•
668 Jet Black non-metallic	•	•	•	•	•	•	•	•	•	•	•	•	•
A96 Mineral White metallic	•	•	•	•	•	•	•	•	•	•	•	•	•
A72 Cashmere Silver metallic	•	•	•	•	•	•	•	•	•	•	•	•	•
B38 Midnight Blue metallic	•	—	•	•	•	•	•	•	•	•	•	•	•
B44 Valerica Orange metallic	•	—	•	•	•	•	•	•	•	•	•	•	•
B39 Mineral Grey metallic	•	•	•	•	•	•	•	•	•	•	•	•	•
B06 Sparkling Bronze metallic	•	—	•	•	•	•	•	•	•	•	•	•	•
A76 Deep Sea Blue metallic	•	•	•	•	•	•	•	•	•	•	•	•	•
B09 Marrakesh Brown metallic	•	—	•	•	•	•	•	•	•	•	•	•	•
A83 Glacier Silver metallic	•	•	•	•	•	•	•	•	•	•	•	•	•
475 Black Sapphire metallic	•	•	•	•	•	•	•	•	•	•	•	•	•
381 Le Mans Blue <sup>1</sup> metallic	—	—	—	—	—	—	—	—	—	—	•	•	•
<b>BMW interior trims</b>													
4CG Satin Silver	•	•	•	•	—	—	—	—	—	—	—	—	—
4B9 Fine Brushed Aluminium	•	•	•	•	—	—	—	—	—	—	—	—	—
4CK Finesline Wave wood	•	•	•	•	—	—	—	—	—	—	—	—	—
<b>xLine interior trims</b>													
4L3 Dark Copper, High-gloss	—	—	—	—	•	•	•	—	—	—	—	—	—
4EB Finesline Bay matt wood	—	—	—	—	•	•	•	—	—	—	—	—	—
<b>Sport interior trims</b>													
4AT Black, High-gloss	—	—	—	—	—	—	—	•	•	•	—	—	—
4B9 Fine Brushed Aluminium	—	—	—	—	—	—	—	•	•	•	—	—	—
<b>M Sport interior trims</b>													
4MP Dark Brushed Aluminium	—	—	—	—	—	—	—	—	—	—	•	•	•
4CK Finesline Wave wood	—	—	—	—	—	—	—	—	—	—	•	•	•

• Recommended colour combination — Not available

<sup>1</sup> Only available with M Sport models.  
<sup>2</sup> Not available with Sport seats.  
<sup>3</sup> Only available with Sport seats.  
<sup>4</sup> Availability from September 2012.

## Standard / Optional equipment.



□ **522 Xenon headlights** for low and high beam, with automatic height adjustment, significantly improves road illumination at night, in bad weather or poor visibility. Includes taillights with LED light bars.

□ **524 Adaptive Headlights**, including cornering lights, illuminate bends by electromechanical adjustment of the swivelling headlights as soon as the driver turns the steering wheel (only available with Xenon headlights). The turning light in the foglights is automatically activated even at a standstill, when the indicator is used or with a steering lock of over ten degrees – up to a speed of around 22mph.



■ **Rear lights featuring LED technology with Brake Force Display** helps vehicles following you to properly assess your braking situation: brake light intensity is increased in the case of emergency braking. In this way other vehicles are able to differentiate light braking from full braking – for increased safety when driving.



■ **Foglights**, integrated in the front apron for improved safety in poor visibility.



■ **Exterior mirrors**, with housing in body colour (also available in Black High-gloss with the Sport model), aspheric on the driver's side, with integrated LED indicators and electric adjustment.


□ **430 Interior and exterior mirrors, automatically dimming.** Light-sensitive, fast-reacting dimming effect to rear-view mirrors to reduce glare from following headlights.



□ **5AC High-beam Assistant** helps the driver at night by automatically switching between high and low beam for oncoming traffic or when street lighting is sufficient.



□ **521 Rain sensor with automatic headlight activation**, automatically activates the windscreen wipers and adjusts wiper frequency. Headlights are automatically switched on and off in response to changing light conditions.



□ **386 Roof rails, Black**, harmoniously matches the vehicle trim and provides the basis for a multifunctional and easy-to-use BMW roof unit for the safe transportation of luggage, bicycles, surf boards and more (standard on SE models).



□ **3AT Roof rails Matt Aluminium**; Two longitudinal bars mounted on the roof fitment of storage accessories (standard with xLine).



□ **3MC Roof rails High-gloss Shadowline** strikingly sporty in High-gloss Black finish (standard on Sport and M Sport).



□ **402 Panoramic glass roof** with heat reflecting glass and wind deflector. The first half of the window can be angled at the push of a button and features an additional sliding function, electric headliner (sunblinds) and remote opening and closing with trap release.

□ **775 Anthracite Headlining**, sunblinds and roof handles in Black (standard on M Sport).



□ **346 Exterior trim Chromeline**, comprises chrome window recess finishers in the front and rear. The B-pillar panel, the rear window guide panel and specific mirror features come in High-gloss, Black.



□ **760 Exterior trim High-gloss Shadowline**, includes the B-pillar trims, window guide, recess finishers, mirror base and frame in High-gloss, Black (standard on M Sport).



□ **563 Extended lighting**, ambient cabin lighting and illumination of front footwells, vanity mirrors in sun visors, glove box and door handle areas. Also includes reading lights, front and rear, and soft on/off dimming for interior courtesy lights (standard on xDrive25d).



□ **235 Towbar, detachable** with removable head and trailer socket. Includes Trailer Stability Control.

## Standard / Optional equipment.



■ **2AM 17" light alloy Streamline style 306** with 7.5J x 17, 225/50 R17 run-flat tyres (standard on sDrive20d EfficientDynamics).



■ **2S7 17" light alloy Star-spoke style 317** with 7.5J x 17, 225/50 R17 tyres (standard on SE).



■ **2K2 17" light alloy V-spoke style 318** with 7.5J x 17, 225/50 R17 tyres (standard on Sport).



□ **2S9 18" light alloy Star-spoke style 320** with 8J x 18, 225/45 R18 run-flat tyres.



□ **2B3 18" light alloy Double-spoke style 321** with 8J x 18, 225/45 R18 run-flat tyres.



□ **2AG 18" light alloy Blade-spoke style 323** with 8J x 18, 225/45 R18 run-flat tyres, front and 9J x 18 with 255/40 R18 run-flat tyres rear.



■ **2LR 18" light alloy Y-spoke style 322** with 8J x 18, 225/45 R18 run-flat tyres (standard on xLine).



□ **2A2 18" light alloy Double-spoke style 421** with 8J x 18 225/45 R18 run-flat tyres (only with Sport).



□ **2FN 19" light alloy V-spoke style 324** with 8J x 19 225/40 R19 run-flat tyres front and 9J x 19 255/35 R19 run-flat tyres rear.



□ **18" M light alloy Double-spoke style 355 M** with 8J x 18, 225/45 R18 run-flat tyres front and 9J x 18 255/40 R18 run-flat tyres rear (only with M Sport).



□ **19" M light alloy Double-spoke style 225 M** with 8J x 19 225/40 R19 run-flat tyres front and 9J x 19 255/35 R19 run-flat tyres rear (only with M Sport).

## Standard / Optional equipment.



■ **Sport multi-function leather steering wheel** (diameter 369mm) with thumb rests, Chrome insert, three spokes and buttons for remote control of radio and telephone (optional).

□ **2XA Sport leather steering wheel with gearshift paddles** for distinctly dynamic driving, without thumb rests (only with an automatic transmission).

□ **248 Steering wheel heating** heats up the steering wheel rim at the touch of a button – especially pleasant in winter.



□ **7XA M Sport leather steering wheel** (diameter 368mm) with thumb rests, three spokes and gearshift paddles for distinctly dynamic driving (only with automatic transmission).



■ **Six-speed manual transmission.** The addition of a sixth gear means that the gear ratios are more closely spaced, enabling you to make even more individual use of the engine's power.



□ **205 Eight-speed automatic transmission** with electric gear lever and adaptive transmission allows fast and comfortable gear shifts.



□ **544 Cruise Control with braking function** stores and maintains a constant speed set by the driver, operated via steering column stalk.<sup>1</sup>



■ **On-Board Computer** provides information about average speed, average and current fuel consumption, range and outside temperature.

■ **Optimum Shift Indicator** shows when switching to another gear would be more fuel efficient.



■ **Auto Start-Stop** on the Info Display indicates when the engine has been switched off by the Auto Start-Stop function (e.g. at traffic lights or in a jam). The display turns off again when the engine automatically restarts.



□ **6NF Telephone USB audio interface**, additional connection point for the playback of music from a mobile phone with a built-in music player.<sup>2</sup>

<sup>1</sup> Only in conjunction with package, please consult your local BMW Dealer for more information.

<sup>2</sup> More information on compatible devices can be found at [www.bmw.com/bluetooth](http://www.bmw.com/bluetooth)



■ **ECO PRO mode**, activated via a button on the automatic air conditioning, encourages a particularly efficient style of driving.



□ **606 Navigation system – BMW Business Advanced**, including iDrive Controller, favourite buttons, 6.5" colour display and a single CD drive.<sup>1</sup>



□ **609 Navigation system – BMW Professional, multimedia** including iDrive Controller, 8.8" colour display, and a single DVD drive for audio CDs or DVD video playback. Hard disk for storing map data and audio files uploaded via USB data port and DVD drive. Map view with 3D perspective possible. Also includes Real Time Traffic Information.<sup>1</sup>



□ **612 BMW Assist**. Telematics service with features such as Emergency SOS call and BMW Breakdown Service.<sup>1</sup>  
 □ **616 BMW Online** provides access to online services such as email, customised portals, e.g. for news or information from the Google Maps database.<sup>1</sup>



□ **614 Internet** for internet access when the vehicle is stationary. You can access any web address. The iDrive Controller assumes the function of a computer mouse.<sup>1,2</sup>



□ **3AG Reversing Assist camera** clearly shows the area behind the vehicle on the Control Display. The rear view camera provides a better view when reversing in parking situations. In models with towbar, the Reversing Assist camera features an extra zoom function (available in conjunction with Park Distance Control and a navigation system).<sup>1</sup>



□ **508 Park Distance Control, front and rear**, makes parking and manoeuvring in tight spaces much easier. The distance between your vehicle and obstacles is indicated acoustically and visually in the Control Display in conjunction with an optional navigation system.  
 ■ **Park Distance Control, rear**.<sup>1</sup>



■ **Auxiliary input point for auxiliary playing devices** includes 12V socket for an external audio source such as an MP3 player.  
 ■ **USB audio interface** the integrated USB interface can be used to connect audio sources such as MP3 players, iPods and USB sticks operated via the iDrive.<sup>1</sup>



□ **676 Loudspeaker system – BMW Business** with eight loudspeakers for brilliant sound.  
 □ **688 Loudspeaker system – harman/kardon** with powerful amplification and eleven loudspeakers for superb sound.

## Standard / Optional equipment.



□ **481 Sport seats, front;** raised side sections provide optimum side support; seat height, backrest and seat angle, thigh support as well as lengthwise position are all adjustable to suit the individual (standard on Sport and M Sport).



■ **Standard seats** with manual adjustment for the seat height, backrest angle, headrest height as well as fore and aft position (shown here with xLine).



□ **494 Seat heating, front;** Seat surfaces, backrests and lateral supports are heated to ensure a pleasantly warm surface shortly after starting the car.



□ **459 Seat adjustment, front;** electric with memory function for driver's seat and exterior mirrors.



□ **488 Lumbar support;** electrically adjusted to provide a perfect ergonomic seating position and to support the back muscles.



■ **Air conditioning,** automatic with two-zone control rapidly provides the desired climate conditions and maintains the selected temperature. Automatic Air Recirculation function protects against pollutants in the air by switching onto air recirculation function when they reach a certain concentration.



■ **BMW Professional radio,** four-channel amplifier, two-tuner reception, antenna diversity, scan function, random play, CD player with title-scan and motorised CD insert/eject, MP3 decoder and six loudspeakers.



□ **672 CD changer for 6 discs** (available in conjunction with a navigation system or BMW Professional radio).



■ **12V Power sockets** are located underneath the front centre armrest and centre console.



■ **Storage compartment:** A spacious compartment is located in the upper section of the dashboard (not available in conjunction with a navigation system).



■ **Cup holder**, ergonomically positioned in the centre console.



□ **Rear armrest** with two integrated cup holders (part of optional extended storage).



■ **Bottle holder**, one in each of the front and rear doors, for safe storage of bottles of various sizes.

## Standard / Optional equipment.



■ **Luggage compartment**, illuminated with four lashing eyes in boot floor and additional storage on each side and under floor.



□ **493 Luggage compartment separating net**, as part of extended storage, can be attached to the headlining, behind the front seats or behind the rear seats to contain loose items within the luggage compartment and allowing the luggage compartment to be fully loaded to maximum height. When not in use, it can be folded up into a bag and stored in the floor of the luggage compartment.



■ **ISOFIX child seat attachment**, on the two outer rear seats for secure attachment of a child seat.

■ **Front passenger airbag deactivation**.



■ **Personal Profile**: Depending on the equipment fitted, the Personal Profile stores personal settings – such as the temperature and air distribution of the automatic air conditioning – and activates them when your key is used to unlock the central locking.



□ **BMW Service Inclusive**. Service costs are another area where your local BMW Dealer can offer you an intelligent solution. BMW Service Inclusive covers all your vehicle's servicing requirements for a specified period. Terms and conditions apply, find out more at:

➔ [www.bmw.co.uk/ServiceInclusive](http://www.bmw.co.uk/ServiceInclusive)

## Genuine BMW Accessories.



19" light alloy Double-spoke style 465, Carbon mirror caps, BMW base support system and Black BMW roof box style 460.



BMW holder for Apple iPad mounted on the back of the front headrests.



BMW Junior Seat I-II, available in two colours.



All-weather floor mats, precisely fitted, dirt-repellent and water-resistant.



Media snap-in adapter for making phone calls and listening to music.



Luggage compartment mat, precisely fitted anti-slip mat made from heavy duty plastic.



Ski and snowboard bag for safe and clean transport of up to four pairs of skis or three snowboards with up to four occupants in the car; the ski bag can be easily removed and so used outside the vehicle.

A BMW always delivers a special drive. Genuine BMW Accessories make the experience better still, combining extraordinary ideas with sheer practicality and immaculate design. Discover the all-round innovative solutions on offer in many categories: exterior, interior, communication and information plus transport and luggage compartment. Your BMW Dealer will be happy to advise you and provide you with a catalogue detailing the entire range of Genuine BMW Accessories. For more information visit [www.bmw.co.uk/Accessories](http://www.bmw.co.uk/Accessories)

sDrive18d SE / sDrive20d SE	
<b>BMW EfficientDynamics</b>	Auto Start-Stop
	Brake Energy Regeneration
	Drive Performance Control (ECO PRO mode)
	Lightweight engineering
	Optimum Shift Indicator
<b>Engine</b>	BMW TwinPower Turbo four-cylinder in-line diesel engine
	– Common-rail technology
	– Variable vane geometry
	– Single turbo
	Catalytic converter
	Diesel Particulate Filter (DPF)
	Digital Diesel Electronics (DDE)
	EU5 emissions management
Oil level display on dashboard	
<b>Transmission</b>	Six-speed manual transmission
<b>Wheels and chassis</b>	17" light alloy Star-spoke style 317 with 225/50 R17 non run-flat tyres
	BMW Mobility System
	Disc brakes – front and rear, ventilated
	Wheel bolts, locking
<b>Safety and technology</b>	Airbags comprising:
	– Driver and front passenger, front and side
	– ITS head airbags, front and rear
	– Passenger airbag deactivation, front
	Crash sensor activating central locking release, hazard warning lights and interior lights, and disabling vehicle electrics & fuel system via safety battery terminal clamp
	Alarm system (Thatcham 1) with remote control and engine immobiliser
	Anti-roll bars, front and rear
	Brake Force Display
	Central locking for doors, boot and fuel flap, activated via remote key or cabin switch
	Child locking system, rear doors
	Deformation zones – front and rear with door reinforcements and bumpers that regenerate to their original shape in impacts of up to 2.5mph (4km/h)
	Dynamic Stability Control (DSC) comprising:
	– Anti-lock Braking System (ABS)
	– Automatic Stability Control (ASC)
	– Cornering Brake Control (CBC)
	– Dynamic Brake Control (DBC)
	– Dynamic Traction Control (DTC)
	– Electronic Brake-force Distribution (EBD)
	First Aid kit and warning triangle
	Foglights, front and rear
	Halogen headlights
	Headlight height adjustment
	Head restraints – front and rear
	Heated windscreen washer jets
	High level LED third brake light
	Incorrect fuelling protection system
	Park Distance Control (PDC), rear
	Seat belts – front, inertia reel with pyrotechnical belt latch tensioners and belt force limiter
	Seat belts – rear, three with inertia reel
	Side impact protection
	Tyre Puncture Warning System (TPWS)

<b>sDrive18d SE / sDrive20d SE</b>	
<b>Seats</b>	40:20:40 split-folding rear seat with manually adjustable backrest angle
	Child seat ISOFIX attachments, rear
	Electra cloth upholstery
	Standard seats, with manual adjustment for height, fore & aft position, recline angle and headrest height & angle
<b>Exterior equipment</b>	All round anti-corrosion system with partial hot galvanising, phosphate treatment and cathodic dip painting, preservation of hollow cavities, underfloor protection
	Door handles, body-coloured
	Exhaust tailpipe – single, stainless steel with Chrome finisher
	Exterior mirrors – aspheric on drivers side, heated and electrically adjusted, with housing in body-colour
	Indicator lenses, clear
	Kidney grille, Chrome with Black vertical slats
	Roof rails, Black
	3.5mm Auxiliary input point for auxiliary playing devices
<b>Audio and communication</b>	BMW Professional radio with single CD player (with MP3 playback capability) two-way, six-speaker, 4x25W loudspeaker system
	Bluetooth hands-free facility with USB audio interface
	Rear window aerial
	On-Board Computer (OBC) comprising:
	– average speed
	– average and current fuel consumption, and range
	– service interval messages
	– clock and date
	– odometer and trip meter
	– outside temperature display with acoustic ice warning (at +3°C)

sDrive18d SE / sDrive20d SE	
<b>Interior Equipment</b>	Air conditioning, automatic with two-zone control
	Armrest – front, with sliding adjustment
	Battery in luggage compartment with jump-start facility in engine bay
	Boot space illumination
	Courtesy lights front & rear
	Cup holder in centre console
	Door sill finishers with BMW designation
	Electric windows – front and rear, with open/close fingertip control, anti-trap facility and comfort opening/closing function all round
	Floor mats, velour
	Glove compartment, illuminated
	Grab handles – four with coat hooks in rear
	Handbrake lever grip and gear lever knob in leather
	Instrument binnacle with speedometer, tachometer, fuel level and fuel consumption
	Interior trim, Satin Silver
	Luggage compartment – illuminated with four lashing eyes in boot floor and additional storage on each side and under floor
	Luggage compartment cover – two-part hinged shelf, removable
	Power sockets – one 12V in front centre console and one 12V in armrest compartment
	Rear-view mirror with manual dim switch
	Sport multi-function leather steering wheel
	Start-Stop button
Steering column with manual reach and rake adjustment	
Storage compartments in centre console, dashboard and front interior door panels	
Sun visors with ticket holder and vanity mirror	
Windows – heat-insulated, tinted all round	

sDrive20d EfficientDynamics (in addition to sDrive20d SE)	
	17" light alloy Streamline style 306
	Run-flat tyres

xDrive18d SE / xDrive20d SE (in addition to sDrive18d SE / sDrive 20d SE models)	
	Hill Descent Control (HDC)
	xDrive four-wheel-drive system with fully-variable torque split

**Sport models (in addition to SE models)**

	17" light alloy V-spoke style 318
	Door sill finishers with Sport designation
	Exhaust tailpipe – single, stainless steel with Dark Chrome finisher
	Kidney Grille with High-gloss Black vertical slats
	Front and rear bumper with High-gloss Black insets
	Side sill with High-gloss Black insets
	Roof rails, High-gloss Shadowline
	Median cloth upholstery
	Sport seats, front
	Interior trim, High-gloss Black
	Ambient lighting, switchable BMW Classic Orange / White
	Sport leather multifunction steering wheel, with Red stitching
	Floor mats with Red piping

**xLine models (in addition to SE models)**

	18" light alloy Y-spoke style 322
	Door sill finishers with xLine designation
	Kidney Grille with Chrome vertical slats
	Front and rear bumper with Satin insets
	Side sill with Satin insets
	Roof rails, Matt Aluminium
	Nevada leather upholstery with X headrest embossing
	Interior trim, Dark Copper
	Ambient lighting, switchable BMW Classic Orange / White
	Floor mats with piping

**xDrive25d (in addition to xDrive20d models)**

	Two-stage twin-turbo
--	----------------------

**M Sport models (in addition to SE models)**

	18" M light alloy wheels Double-spoke 355 M
	Door sill finishers with M designation
	Exterior trim, High-gloss Shadowline
	Headliner, Anthracite
	Interior trim, Dark Brushed Aluminium
	M aerodynamic package
	M leather multifunction steering wheel
	Roof rails, High-gloss Shadowline
	Nevada leather upholstery
	Sport seats, front

		X1 sDrive18d	X1 xDrive18d	X1 sDrive20d	X1 sDrive20d EfficientDynamics	X1 xDrive20d	X1 xDrive25d
--	--	--------------	--------------	--------------	-----------------------------------	--------------	--------------

**Weight**

Unladen weight EU <sup>1</sup>	kg	1555 [1570]	1640 [1650]	1565 [1575]	1565	1650 [1660]	1660 [1670]
Max. permissible	kg	2030 [2055]	2120 [2140]	2045 [2060]	2045	2130 [2145]	2150 [2160]
Permitted load	kg	550	550	550	550	550	550
Permitted axle load, front/rear	kg	940/1155	1010/1170	940/1160	940/1160	1010/1165	1015/1160
Permitted roof load	kg	75	75	75	75	75	75
Permitted trailer load, unbraked <sup>2</sup>	kg	750	750	750	750	750	750
Permitted trailer load, braked, max. 12 % gradient <sup>2</sup>	kg	1800	1800	1800	1700	2000	2000
Permitted trailer load, braked, max. 8 % gradient <sup>2</sup>	kg	1800	1800	1800	1700	2000	2000
Permitted tow bar download	kg	80	80	80	80	80	80

**Engine<sup>3,4</sup>**

Cylinders/valves		4/4	4/4	4/4	4/4	4/4	4/4
Capacity	cc	1995	1995	1995	1995	1995	1995
Stroke/bore	mm	90.0/84.0	90.0/84.0	90.0/84.0	90.0/84.0	90.0/84.0	90.0/84.0
Max. output/engine speed	kW/rpm	105/4000	105/4000	135/4000	120/4000	135/4000	160/4000
	(hp/rpm)	(143/4000)	(143/4000)	(183/4000)	(163/4000)	(184/4000)	(218/4000)
Max. torque/engine speed	Nm/rpm	320/ 1750–2500	320/ 1750–2750	380/ 1750–2750	380/ 1750–2750	380/ 1750–2750	450/ 1500–2500
Compression ratio	:1	16.5	16.5	16.5	16.5	16.5	16.5

**Transmission**

Standard transmission ratio	III :1	4.00/2.11	4.11/2.25	4.11/2.25	4.11/2.25	4.11/2.25	4.11/2.25
	IIIV :1	1.38/1.0	1.40/1.0	1.40/1.0	1.40/1.0	1.40/1.0	1.40/1.0
	V/VIR :1	0.78/0.65 3.65	0.80/0.66 3.73	0.80/0.66 3.73	0.80/0.66/ 3.73	0.80/0.66/ 3.73	0.80/0.66/ 3.73
Rear axle transmission ratio	:1	3.23	3.46	3.39	2.93	3.46	3.64

**Performance**

Top speed	mph/kmh	126/202	121/195	127/205	127/205	127/205	127/205
Acceleration 0–62mph	s	9.6 [9.9]	9.9 [10.1]	7.8 [7.9]	8.3	8.1 [8.1]	6.8 [6.8]

**Fuel consumption<sup>3,4</sup>**

Urban	mpg/ l/100km	49.6 [50.4] 5.7 [5.6]	43.5 [46.3] 6.5 [6.1]	48.7 [50.4] 5.8 [5.6]	54.3 5.2	42.8 [46.3] 6.6 [6.1]	39.2 [44.8] 7.2 [6.3]
Extra-urban	mpg/ l/100km	64.2 [60.1] 4.4 [4.7]	58.9 [55.4] 4.8 [5.1]	64.2 [60.1] 4.4 [4.7]	68.9 4.1	57.6 [55.4] 4.9 [5.1]	56.5 [55.4] 5.0 [5.1]
Combined	mpg/ l/100km	57.6 [56.5] 4.9 [5.0]	51.4 [52.3] 5.5 [5.4]	57.6 [56.5] 4.9 [5.0]	62.8 4.5	51.4 [52.3] 5.5 [5.4]	47.9 [51.4] 5.9 [5.5]
CO <sub>2</sub> emissions	g/km	128 [132]	144 [143]	129 [132]	119	145 [143]	154 [145]
Tank capacity, approx.	l	61	61	61	61	61	61

	X1 sDrive18d	X1 xDrive18d	X1 sDrive20d	X1 sDrive20d EfficientDynamics	X1 xDrive20d	X1 xDrive25d
--	--------------	--------------	--------------	-----------------------------------	--------------	--------------

### Wheels

Tyre dimensions	225/50 R17	225/50 R17	225/50 R17	225/50 R17	225/50 R17	225/45 R18
Wheel dimensions	7.5J x 17	7.5J x 17	7.5J x 17	7.5J x 17	7.5J x 17	8J x 18
Material	Light Alloy	Light Alloy	Light Alloy	Light Alloy	Light Alloy	Light Alloy

### Electrical system

Battery capacity	Ah	80	80	80	80	80
Alternator output	A	175	175	175	180	175
	W	2450	2450	2450	2520	2420

Technical drawings of the BMW X1 showing front, rear, side, and top views with dimensions in millimeters.

Front view dimensions: 1500 (width), 1798 (width including mirrors), 1546 (height).

Rear view dimensions: 1529 (width), 2044 (width including mirrors).

Side view dimensions: 810 (wheelbase), 2760 (overall length), 907 (rear overhang), 4477 (total length including mirrors).

Top view dimensions: 1439 (width), 1443 (width).

Side view labels: 1046 (front overhang), 1008 (wheelbase), 1067 (rear overhang).

All dimensions in the technical drawings are given in millimetres. Luggage compartment capacity 420–1,350 litres. Values in ( ) in conjunction with the Panoramic glass roof.

<sup>1</sup> The figure quoted includes a 90% full tank, 68kg for the driver and 7kg for luggage. Unladen weight applies to vehicles with standard equipment. Optional equipment may increase this figure.

<sup>2</sup> The actual overall trailer weight may not exceed the max. permitted trailer load plus the max. permitted tow bar download.

<sup>3</sup> BMW recommends the use of RON 95 super unleaded petrol. Unleaded fuels RON 91 and higher with a maximum ethanol percentage of 10% may also be used. Output and fuel consumption figures apply to RON 98 fuel.

<sup>4</sup> All diesel engines comply with the EU6 emissions standard. Fuel consumption figures are determined according to the ECE driving cycle (93/116/EG), which consists of approximately one third urban traffic and two thirds extra-urban driving (based on the distance covered). CO<sub>2</sub> emissions are measured in addition to fuel consumption. Optional equipment may increase these figures. For further information about fuel consumption and CO<sub>2</sub> emissions, please consult the price list.

<sup>5</sup> Height including roof aerial is 1,567mm.

Values in [ ] refer to vehicles with six-speed automatic transmission.

**Condition Based Service.** A key feature in most BMW models, Condition Based Service (CBS) signals an innovative leap forward in BMW Service diagnostic technology. The way it works is simple. CBS uses sensors to constantly monitor the areas of your BMW that are subjected to wear and tear. Based on the results of the data, CBS decides the extent to which servicing is necessary. This information is then stored in your vehicle's key. Using a KeyReader, BMW Service staff can download information to provide an accurate analysis of your vehicle. This means your BMW goes for a service only when it needs to, saving you an immeasurable amount of both time and money.

**Service Intelligence.** BMW Approved Technicians are experts in the use of diagnostic equipment, which quickly identifies if and why the vehicle is running at anything less than peak efficiency. This leads to rapid identification and rectification.

**Service Assurance.** For additional peace of mind, take comfort in the fact that every new BMW is covered by a three-year warranty<sup>2</sup> that includes BMW Emergency Service throughout Europe. For more information on BMW Service, please contact your local BMW Dealer, BMW Service Authorised Workshop or visit [www.bmw.co.uk/service](http://www.bmw.co.uk/service) or [www.bmw.ie](http://www.bmw.ie)

## TAILORED FOR YOUR VEHICLE. BMW SERVICE.



**BMW Service Inclusive.** Wouldn't it be good to know all your servicing costs in advance? Well, that's exactly what BMW Service Inclusive<sup>1</sup> provides and for a low one-off payment.

BMW Service Inclusive<sup>1</sup> lasts for 5 years or 60,000 miles (whichever occurs first) and covers all your vehicle's servicing requirements. Alternatively you can choose BMW Service Inclusive Plus<sup>1</sup>, which in addition to servicing also covers maintenance items such as brake pads, brake discs and windscreen wipers. And whenever servicing and maintenance work is carried out on your BMW, you can be sure that it will only be done by fully qualified BMW Service Approved Technicians at one of over 150 BMW Service Authorised Workshops around the country. Furthermore, only Genuine BMW Parts are used – each covered by a two year warranty.

BMW Service Inclusive and Service Inclusive Plus are transferable to subsequent owners within the time and mileage period, which can enhance the resale value of your car.<sup>2</sup>

<sup>1</sup> Service Inclusive and Service Inclusive Plus are available as cost options. Terms and conditions apply, for full details speak to your dealer or visit

[www.bmw.co.uk/serviceinclusive](http://www.bmw.co.uk/serviceinclusive)

<sup>2</sup> For further information, please contact your local BMW Dealer.

<sup>3</sup> Every new BMW registered within the Republic of Ireland is covered by a two-year manufacturer's warranty – for details, please contact your local BMW Dealer.



**BMW Assist.** BMW Assist provides telematic and online services that are fully integrated with the BMW navigation and Bluetooth telephone systems to offer enhanced services. This provides you and your passengers access to key information from within the vehicle, helping you keep safe and in touch. In the event of an emergency, a 999 SOS call can be triggered manually or in extreme situations automatically. Details of your vehicle and location will be sent directly to a 999 SOS Emergency Service centre so help can be sent without delay. A similar function is also available to connect you to a BMW Service Centre should you require roadside assistance. If you have locked your keys in your car, or cannot recall if you have locked your car, with Remote Services the BMW Service Centre can lock or unlock your vehicle remotely.

Information-based services are also included, you can make an Information Plus call to request addresses and telephone numbers are transferred to your vehicle. There is also the facility to send addresses and telephone numbers directly to your vehicle yourself with Google Maps. Using the in-car portal on your vehicle's Control Display you can check the latest news and weather, or access the Google Local Search from where you can look-up business addresses in the car yourself. The Routes service provides a route planning facility from the comfort of home, or access to download a variety of predefined BMW Routes across Europe.

BMW Assist services are free of charge for three years on all new BMW X models. Services require a connection to a UK mobile network. Services are not available in the Republic of Ireland, Isle of Man and the Channel Islands. Some services are available in other European countries. Terms and conditions apply.



## SHAPING THE FUTURE – RESPONSIBLY.

The BMW Group has been ranked the most sustainable automotive company worldwide in the Dow Jones Sustainability Index for the sixth time in a row. Sustainability is an integral part of our value chain: from the development of efficiency and alternative vehicle concepts to environmentally-friendly production processes and recycling. Our research and development philosophy BMW EfficientDynamics delivers tangible benefits to customers, our climate and the environment. This is reflected in the reduction of CO<sub>2</sub> emissions by around 30% since 1995 within our European fleet of new cars.



## EXPERIENCE MORE WITH BMW.



**BMW Emergency Service.** BMW Emergency Service is the only roadside and assistance programme designed specifically for BMW vehicles offering an exceptional range of benefits and services. It is available 24 hours a day, 7 days a week and utilises a dedicated fleet of BMW Approved Technicians, equipped with Genuine Parts and tools, ensuring that you and your vehicle receive the best possible care in the event of any motoring emergency. This tailor-made programme has been specifically designed to meet the needs of BMW drivers travelling in the UK, Republic of Ireland and Continental Europe giving complete reassurance and peace of mind. Every new BMW is covered for three years.



**BMW Financial Services.** Chances are you've already decided on the BMW you want to drive. Now discover the perfect finance solution to get you behind the wheel. BMW Financial Services offers a range of tailor-made finance and insurance packages designed to suit you and your budget. And if you opt for insurance from BMW Financial Services, you'll be prepared for all eventualities. For more information, contact your local BMW Dealer. Alternatively visit [www.bmwfs.co.uk](http://www.bmwfs.co.uk) or call us on 0870 5050 150.

Our comprehensive range of finance and insurance products includes:

- BMW Select (Personal Contract Purchase)
- BMW Hire Purchase
- BMW Contract Hire
- BMW Leasing
- BMW Car Insurance
- BMW Income Protection
- BMW Shortfall



**BMW Magazine.** Every new BMW customer receives a complimentary subscription to BMW Magazine. This publication features all the latest news and developments from BMW, together with a variety of driving and lifestyle features.

**BMW News.** To ensure you're one of the first to hear the latest BMW news and developments, BMW UK offer an email programme. Sign-up at: [www.bmw.co.uk/newsletter](http://www.bmw.co.uk/newsletter)



**BMW World, an iconic building in the Munich skyline.** The BMW World is a true brand experience where it's possible to marvel at the historic BMWs in the museum, learn about our engineers' newest innovations and take a tour of the plant to experience with your own eyes the cutting-edge and exacting methods used to create a BMW.

Because vehicle manufacturing requires a lot of water, we have developed intelligent circulation systems for our plants to recycle it as often as possible. We have already achieved our goal of zero waste water production at our engine plant in Steyr where, in 2008, 733,500 engines were manufactured without any waste water.

Sustainability is a key concern for the BMW Group. This is why we rely primarily on environmentally friendly means of transportation such as rail and ships. For instance, we cover approximately 15.8 billion tonne-kilometres annually transporting materials and new vehicles and 79%

of the entire volume is conveyed by sea. This eases the burden on roads and the environment. The BMW Group is always looking to the future, so your BMW is part of an extensive recycling concept where every vehicle can be recycled easily and economically. To hand back your end-of-life vehicle, please contact your BMW Dealer. Further information is available at:


[www.bmw.com/recycling](http://www.bmw.com/recycling)  
[www.bmw.co.uk/EfficientDynamics](http://www.bmw.co.uk/EfficientDynamics)

More about BMW



[www.bmw.co.uk](http://www.bmw.co.uk)  
[www.bmw.ie](http://www.bmw.ie)

The Ultimate  
Driving Machine



The models illustrated in this Brochure show the specifications of vehicles produced by BMW AG for the German market. In part, they include optional equipment and accessories not fitted as standard. According to the specific requirements of the markets of other European Union members states, alterations in models, standard and optional equipment, may occur. For more precise information about country-specific vehicle versions, please contact your local BMW Dealer. Subject to change in design and equipment. Part number 94 23 2 128 400.  
© BMW AG, Munich, Germany. Not to be reproduced wholly or in part without written permission of BMW AG, Munich.

BMW recommends  **EDGE**

