



The Ultimate Driving Machine



THE X1

Best viewed in landscape mode



THE BMW X1.

RETURN BY CLICKING [🏠](#)
SELECT A TOPIC BELOW TO EXPLORE:



FEATURED MODEL.

BMW X1 xDRIVE20i xLINE:

BMW TwinPower Turbo four-cylinder petrol engine, 192hp (141kW), 19" light alloy Y-spoke style 580 wheels in Bicolour, Storm Bay metallic paint, Sport seats, Dakota leather in Oyster with Grey highlight, Fine Oak matt wood interior trim with Pearl Chrome finisher.



“THE BMW X1 IS ONE OF THE BEST FAMILY SUVS AROUND. IT’S VERY POLISHED INSIDE, WITH A CLASSY INTERIOR THAT OFFERS PLENTY OF SPACE, AND IT’S GREAT TO DRIVE, TOO.”

What Car?

[Read the full review](#)





**FOR THE EVERY DAY.
FOR EVERY JOURNEY.
SPACE TO AMAZE.**

M SPORT.

STANDARD EQUIPMENT, INCLUDES:

In addition / replacement to SE models

- 18" M light alloy Double-spoke style 570 M wheels
- Contrast stitching on centre console in Blue, Silver, Grey or Brown to match seat upholstery
- Dakota leather upholstery
- Door sill finishers with M designation, front
- Extended LED lighting
- Exterior mirrors – electrically folding with anti-dazzle
- Exterior trim, High-gloss Shadowline
- Headlining, Anthracite
- Interior trim, Aluminium Hexagon with Estoril Blue finisher
- Kidney grille, Chrome with 14 Black vertical bars
- M aerodynamic bodystyling, comprising:
 - Body colour wheel arch trims and side sills
 - Front bumper with enlarged air intakes with Dark Shadow finisher
 - Rear bumper with Dark Shadow effect and underbody protection in Body colour
- M logo designation – side, Chrome
- M Sport leather steering wheel in Nappa leather
- M Sport suspension
- Rear bumper with Dark Shadow effect
- Remote key with M Sport-specific detailing
- Roof rails, High-gloss Shadowline
- Seat heating, front
- Sport seats, front



The BMW X1 M Sport model is shown above in Misano Blue metallic paint.

■ Standard equipment □ Optional equipment

xLINE.

STANDARD EQUIPMENT, INCLUDES:

In addition / replacement to SE models

- 18" light alloy Y-spoke style 579 wheels, Bicolour
- Contrast stitching on instrument panel in Silver, Grey or Brown to match seat upholstery
- Dakota leather upholstery with perforation and contrast stitching
- Exclusive door sill finishers with BMW designation, front
- Extended lighting
- Exterior mirrors – electrically folding with anti-dazzle
- Exterior trim, Satin Aluminium
- Front air inlets in Black matt with Silver matt finisher
- Front bumper underbody protection in Silver matt
- Interior trim, Black, High-gloss with Pearl Chrome finisher
- Kidney grille with 14 matt Aluminium fronted (with Black matt sides) vertical bars
- LED ambient lighting in door trim
- LED headlights
- Rear bumper underbody protection in Black Silver with Silver matt insert
- Remote control with integrated key, with Pearl Chrome highlight
- Roof rails, Satin Aluminium
- Seat heating, front
- Sill cover with Silver matt insert
- Stainless steel insert on loading edge in luggage compartment



The BMW X1 xLine model is shown above in Storm Bay metallic paint.

■ Standard equipment □ Optional equipment

SPORT.

STANDARD EQUIPMENT, INCLUDES:

In addition / replacement to SE models

- 18" light alloy Double-spoke style 578 wheels
- Anthracite cloth / Sensatec upholstery with Orange or Grey highlight
- Contrast stitching on instrument panel to match seat upholstery highlight stitching
- Exclusive door sill finishers with BMW designation, front
- Exterior trim, High-gloss Shadowline
- Front air inlets with High-gloss Black finisher
- Front bumper underbody protection
- Interior trim, High-gloss Black with PearlChrome finisher
- Kidney grille, Chrome with 14 Black vertical bars
- LED ambient lighting in door trim
- Nivala cloth / Sensatec upholstery
- Rear bumper underbody protection in Body colour with High-gloss Black insert
- Remote control with integrated key, with Pearl Chrome highlight
- Roof rails, High-gloss Shadowline
- Sill cover with Body colour insert
- Sport seats, front



SE.

STANDARD EQUIPMENT, INCLUDES:

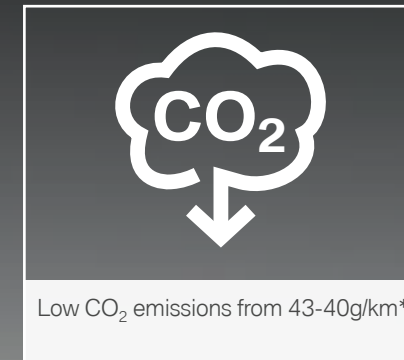
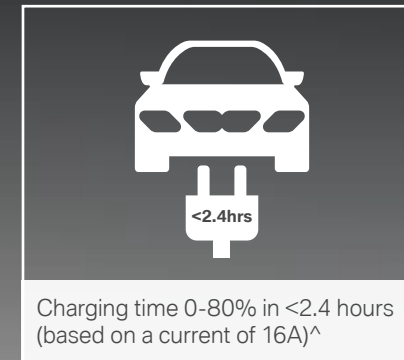

- 17" light alloy V-spoke style 560 wheels
- 40:20:40 manually split-folding rear seat
- Access to BMW Connected+ for 12 months from vehicle production (subscription required)
- Active Guard, featuring forward vehicle collision warning
- Air conditioning, automatic with two-zone control
- Apple CarPlay® preparation
- Automatic tailgate
- Bluetooth hands-free facility with USB audio interface
- BMW ConnectedDrive Services, comprising:
 - BMW Emergency Call
 - BMW Navigation System with 8.8" touch display
 - BMW Online Services
 - BMW TeleServices
 - Real Time Traffic Information (RTTI)
 - Remote Services
- Cruise control with braking function
- DAB digital radio
- Drive Performance Control
- Dynamic brake lights
- Electrically-operated parking brake
- Exhaust tailpipe – Chrome, twin, round, left and right split (sDrive20i / xDrive20i / sDrive18d / xDrive18d / xDrive20d only)
- Exhaust tailpipe – Chrome, single, round, left (sDrive18i only)
- Exterior mirrors, electrically-adjustable
- Extended storage
- Front and rear underbody protection
- Grid cloth upholstery
- Interior trim, Oxide Silver
- Kidney grille, Chrome with 14 Black vertical bars
- LED foglights, front
- LED headlights
- Park Assist
- Park Distance Control (PDC), front and rear
- Rain sensor, with automatic headlights
- Rear-view mirror – automatically dimming
- Roof rails, Black
- Seven-speed Sport Dual-clutch automatic transmission with steering wheel paddles (sDrive20i only)
- Six-speed manual transmission
- Sport automatic transmission (xDrive20d / xDrive20i only)
- Sport multi-function leather steering wheel, three-spoke
- Start-Stop button with Comfort Go keyless engine start and Auto Start-Stop deactivation button



THE NEW BMW X1 xDRIVE25e.

Featuring innovative BMW eDrive and EfficientDynamics technologies, the BMW X1 xDrive25e provides impressive levels of performance and efficiency. Offering the best of both worlds, this Plug-in Hybrid Electric Vehicle (PHEV) combines a powerful petrol engine with an electric motor that is powered by a lithium-ion battery, overall providing an exceptional pure electric driving range with the flexibility of a combustion engine. The BMW X1 xDrive25e is everything you would expect from a BMW and more, with electrifying driving pleasure, this represents the future of the Ultimate Driving Machine.


The BMW X1 xDrive25e – plug into the future today.



STANDARD EQUIPMENT, INCLUDES:

In addition / replacement to SE models

- AC Fast charge cable
- BMW TwinPower Turbo three-cylinder petrol engine
 - Double VANOS
 - High-precision injection
 - Valvetronic
- Charger Cable, 5 metres in length
- Connected eDrive Services
- eDrive Button activates AUTO eDrive, MAX eDrive and SAVE BATTERY modes
- eDrive exterior sound
- eDrive-specific displays in instrument cluster
- Illuminated charging socket with visual display of charge status
- Lithium-ion high-voltage battery
- Pre-conditioning of interior via BMW Remote app or setting time within iDrive menu
- Six-speed automatic transmission
- xDrive electric drive, after activation of the electric motor

 [Click here](#) to discover the key benefits of the BMW PHEV range.



The new BMW X1 xDrive25e M Sport is shown above in Mineral White metallic paint. ^ = Dependent on the local electricity infrastructure. Charging time corresponds to a charge of 80% of maximum capacity and based on a single-phase supply current of max 32A. * = These figures were obtained using a combination of battery power and fuel. The BMW X1 xDrive25e is a Plug-in Hybrid Electric Vehicle requiring mains electricity for charging. Figures shown are for comparability purposes. Only compare fuel consumption, CO₂ and electric range figures with other cars tested to the same technical procedures. These figures may not reflect real life driving results, which will depend upon a number of factors including, accessories fitted (post-registration), variations in weather, driving styles and vehicle load. The CO₂ figures have been determined according to the WLTP test. WLTP has been used as the applicable CO₂ figure from 1 April 2020 for first year vehicle tax (VED) and from 6 April 2020 for company car tax (BIK). The CO₂ figures were previously based on the NEDC equivalent.

■ Standard equipment □ Optional equipment

EXTERIOR COLOURS.



Non-metallic Alpine White



Metallic Mineral White



Metallic Sparkling Brown¹



Metallic Sparkling Storm Brilliant Effect¹



Metallic Glacier Silver¹



Metallic Mineral Grey



Metallic Sunset Orange¹



Metallic Misano Blue²



Non-metallic Jet Black¹



Metallic Black Sapphire

BMW INDIVIDUAL.



BMW Individual Storm Bay metallic³



Metallic Jucaro Beige¹



Metallic Mediterranean Blue¹

Colour samples

These colour samples are intended as an initial guide to the colours and materials available for your BMW. Please discuss your preferred colour choices with your BMW Retailer. There you can also see original samples and be assisted with any requests.

¹ = Not available for M Sport models.

² = Exclusively available for M Sport models.

³ = Exclusively available for xLine and M Sport models.

M SPORT.

UPHOLSTERY & INTERIOR TRIMS.



CLOTH.



Available with
 SE

Grid Cloth in Anthracite

LEATHER.



Available with
 Sport
 xLine
 M Sport

Dakota leather in Oyster with Grey highlight and stitching

INTERIOR TRIMS.



Available with
 SE

Oxide Silver with High-gloss Black finisher




Available with
 Sport
 xLine
 M Sport

Fineline Stream wood with Pearl Chrome finisher



Available with
 SE

Dakota leather in Black



Available with
 Sport
 xLine
 M Sport

Brushed Aluminium with Pearl Chrome finisher



Available with
 xLine

Fine Oak matt wood with Pearl Chrome finisher

CLOTH / SENSATEC COMBINATION.



Available with
 Sport

Nivala Cloth / Sensatec in Anthracite with Grey highlight



Available with
 M Sport

Dakota leather in Black with Blue stitching




Available with
 M Sport

Aluminium Hexagon with Estoril Blue finisher



Available with
 Sport
 xLine
 M Sport

High-gloss Black with Pearl Chrome finisher



Available with
 Sport

Nivala Cloth / Sensatec in Anthracite with Orange highlight



Available with
 Sport
 xLine
 M Sport

Dakota leather in Mocha with contrast stitching



Available with
 Sport
 xLine
 M Sport

Dakota leather in Black with Grey stitching

Please note that even normal long or short-term use can lead to permanent upholstery damage. This can be caused in particular by non-colourfast clothing. Please note that the interior colour depends on the selected upholstery colour.

PACKS.

BMW Packs in the BMW X1 are designed to create greater convenience, functionality and comfort on any drive. With options ranging from a selection of visually enhancing design cues to the comfort of driving assistance technologies at your fingertips, this generous selection of combinations will enhance any journey in your BMW X1.



M SPORT PLUS PACK.

- Sun protection glass
- harman/kardon loudspeaker system
- M seat belts
- M Sport braking system
- 19" M light alloy Double-spoke style 816 M wheels
- M Sport steering

COMFORT PACK I.

- Exterior mirrors with automatic anti-dazzle
- Seat heating for the driver and front passenger
- Extended lighting



TECH PACK I.

- Reversing Assist camera
- Enhanced Bluetooth with wireless charging
- Adaptive LED headlights



COMFORT PACK II.

- Comfort Access
- Electric seat adjustment with driver memory
- Steering wheel heating



TECH PACK II.

- Head-up Display
- BMW Navigation Plus



STANDARD & OPTIONAL EQUIPMENT HIGHLIGHTS.




The Head-up Display projects information relevant to the journey onto the windscreen directly into the driver's field of vision. The display includes information such as the current speed, navigation directions, driver assistance and entertainment lists. Only available as part of the Tech Pack II.



The LED headlights include full LED front lights, BMW Icon design light module, turn indicators in the eyebrow, LED BMW Icon Design daytime running lights, manual beam-throw control and welcome light.



BMW Navigation Plus features a 10.25" Touch Display and instrument cluster with 5.7" TFT display. Operation is via the iDrive Controller, direct selection buttons, six or eight programmable favourites buttons, Voice Control or the Touch function on the Control Display. Only available as part of the Tech Pack II.



Apple CarPlay[®] preparation enables wireless and comfortable usage of your iPhone[®] in your vehicle via Apple CarPlay[®]. It is operated seamlessly via the vehicle's user interface.^{1,2}



The exterior mirrors are electrically folding, with the mirror on the driver's side also featuring an automatic anti-dazzle function. The front passenger's exterior mirror features an automatic dipping parking function when reverse gear is engaged. Mirror heating, mirror memory. Also available as part of the Comfort Pack I for SE and Sport models.



The Panoramic glass sunroof has an automatic integral wind deflector, heat-reflecting glass for sun protection and an independently-sliding headlining panel (colour matched to headlining).



Extended lighting includes various LED light sources, both interior and exterior, for extra convenience and interior ambience. The colour of lights on certain parts of the interior of the vehicle can be changed. Available as part of the Comfort Pack I for SE and Sport models. Standard for xLine and M Sport models.



At the touch of a button, the Steering-wheel heating quickly warms up the rim to a pleasant temperature. Part of the Comfort Pack II.



The detachable towbar can also be concealed. It has a 13-pin European-style trailer socket and convertor/adaptor to 7-pin. Includes Trailer Stability Control.



The harman/kardon loudspeaker system has a 360W amplifier and multi-channel capability. With 12 speakers optimally designed to suit the interior's sound characteristics, it guarantees an exceptional music experience. Tweeters and subwoofers deliver a brilliant, powerful range of sound.



The electric adjustment of the seat height, backrest, fore/aft position and tilt is available for both front seats. There is also a memory function for the driver's side with two memory positions. The head restraint remains manually adjustable. Part of the Comfort Pack II.



Driving Assistant Plus includes Lane Departure Warning, Front Collision Warning with brake intervention, High-beam Assistant, Speed Limit Info, Active Cruise Control with Stop&Go function and Traffic jam Assist.³

¹ = Available and active without runtime limitations. Usage cannot be guaranteed permanently due to potential future technical developments (of the Service availability and/or Smartphone compatibility/operating systems). ² = Functions using a data connection will use data from the SIM card in the iPhone[®]. Additional data charges may be applied by the mobile network provider. Compatibility and functions may vary due to the model year of the iPhone[®] and the version of software installed on it. ³ = Function may be limited in darkness, fog or bright glare.

The BMW Connected App.

Your personal mobility assistant.

The BMW Connected App learns your mobility routines, reads your calendar and knows when you need to leave, providing you with a personal experience that is integrated into your everyday life. The App allows you to fully unleash the capabilities of BMW's innovative technologies intuitively through your smartphone.

■ Learned destinations

BMW Connected learns your most frequently travelled routes and provides them as 'learned destinations' for future suggestions. If destinations are repeatedly visited, they are automatically listed at the usual time.



□ Amazon Echo

BMW Connected Skill now available for the Amazon Echo. Lock your BMW by simply asking, check the status of your car or when to leave for your next meeting without lifting a finger.



■ Remote Services

enables customers to use a smartphone to locate where their BMW is parked, to lock and unlock the car remotely and much more.^{1, 2, 3}

■ Estimated time of arrival

Never be late again with detailed updates of your regular routes and alternative options so you can manage your journey and avoid delays.

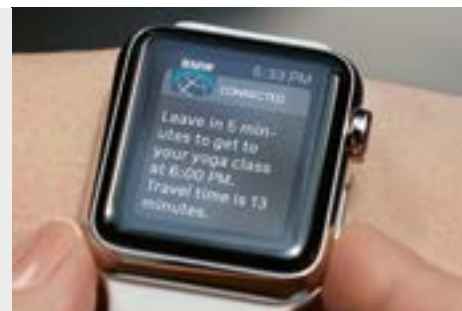


□ Door to door guidance

Get detailed walking directions from your parking spot to your destination. A map with a location pin also shows where you last parked once you're ready to head back to your car.

□ Time to leave

A notification on your Apple iPhone®, compatible Android phone, your Apple Watch® or Samsung Gear S3® watch will recommend a time to leave in order to arrive on time.



BMW ConnectedDrive.

In touch with your world.

For more information, go to www.bmw.co.uk/getconnected

The BMW ConnectedDrive Services & Apps are on hand to make sure you have more time for the important things in life. Various innovations by BMW make things more convenient for you every day – whenever you want.



■ Real Time Traffic Information (RTTI)

collects current traffic information about motorways, main and country roads and the most important urban routes. It relays information about delays and dangers and suggests the best alternative routes.^{1, 4}

■ Apple CarPlay® preparation

enables wireless and comfortable usage of your iPhone® in your vehicle via Apple CarPlay®. Selected smartphone content can be displayed and operated via the user interface of the vehicle.^{1, 2, 5}



□ BMW Connected+

provides a more extensive level of integration of the BMW Connected App in your BMW. You can enjoy seamless connectivity between all BMW Connected touchpoints and your BMW.⁶



■ BMW Emergency Call

automatically establishes a voice connection with the local emergency services without the use of a mobile phone. It transmits information about the vehicle's current location and can be triggered manually in case other road users require help.²

■ **BMW TeleServices** transmits vehicle service data to BMW and supports the processing of servicing appointments. In the event of a breakdown, help can be requested from a BMW Centre allowing some malfunctions to be resolved remotely.²



■ BMW Online Services

forms the basis for using the BMW ConnectedDrive functions. In addition, selected smartphone apps can be used in the vehicle, alongside the BMW ConnectedDrive Store.^{1, 4}



¹ = Requires a free BMW ConnectedDrive account. ² = Available and active without runtime limitations. Usage cannot be guaranteed permanently due to potential future technical developments (of the Service availability and/or Smartphone compatibility/operating systems). ³ = GPS Tracking in iDrive Settings menu must be activated. Not all features are available on all models. Please consult your local BMW Retailer for full details. ⁴ = Active for 3 years, renewable thereafter. ⁵ = Functions using a data connection will use data from the SIM card in the iPhone®. Additional data charges may be applied by the mobile network provider. Compatibility and functions may vary due to the model year of the iPhone® and the version of software installed on it. ⁶ = Active and available for one year, renewable thereafter.


WHEELS AND TYRES.



19" light alloy Y-spoke style 511 wheels, 8 J x 19 with 225/45 R19 tyres. Optionally available on Sport models.



19" light alloy Y-spoke style 580 wheels, Bicolour, 8 J x 19 with 225/45 R19 tyres. Optionally available on xLine models.



19" light alloy M Double-spoke style 816 M wheels, Bicolour, 8 J x 19 with 225/45 R19 tyres. Optionally available on M Sport models.



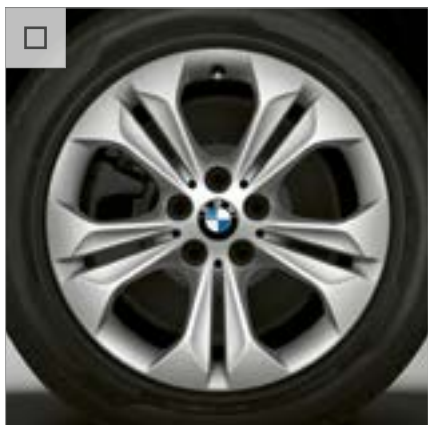
18" light alloy Y-spoke style 579 wheels, Bicolour, 7.5 J x 18 with 225/50 R18 tyres. Standard for xLine models.



18" light alloy Double-spoke style 578 wheels, 7.5 J x 18 with 225/50 R18 tyres. Standard on Sport models.



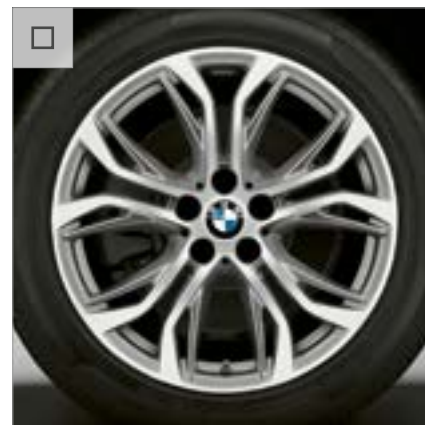
18" M light alloy Double-spoke style 570 M wheels, Bicolour, 7.5 J x 18 with 225/50 R18 tyres. Standard on M Sport models.



17" light alloy Double-spoke style 564 wheels, 7.5 J x 17 with 225/55 R17 tyres. Optionally available on SE models.



17" light alloy V-spoke style 560 wheels, 7.5 J x 17 with 225/55 R17 tyres. Standard on SE models.



18" light alloy Y-spoke style 566 wheels, 7.5 J x 18 with 225/50 R18 tyres. Optionally available on xLine models.

GENUINE BMW ACCESSORIES.




This contemporary roof box in Black with titanium silver side trims has a 520-litre capacity and fits all BMW roof rack systems. It can be opened from both sides and features triple central locking on each side which makes it easy to load and provides anti-theft locking. Roof boxes in other sizes are also available. Roof rails required for use.



The universal holder is adjustable in terms of size and it is snapped into position into the basic carrier of the Travel & Comfort System that is available separately. It provides a secure hold for a wide range of Apple and Samsung tablets from 7" to 11" with Travel & Comfort tablet safety case. It can be rotated through 360°, tilted and fixed in the desired position.




This innovative vehicle interior mirror incorporates an adaptive universal remote control for up to three garage doors and property gates.



The Floating Hub Cap consists of the BMW logo that does not turn with the wheel but instead remains level.



The high-quality 20" M light alloy Double-spoke 717 M wheels are designed in matt Jet Black, weight-optimised with flow forming and with M logo. TPMS summer complete wheel set with run-flat tyres, wheel size 8J x 20 with tyre size 225/40 R20 94Y RSC.



Precisely fitting protection against moisture and dirt in the front footwell. Featuring a black design, they perfectly complement the interior.



Anti-slip, water-resistant mat for protecting the luggage compartment from dirt and moisture. In Black with stainless steel inlay matching the interior.

■ Standard equipment □ Optional equipment ○ Accessories

Discover the all-round innovative solutions on offer in many categories: exterior, interior, communication & information and transport & luggage compartment. Your BMW Retailer will be happy to advise you and provide information about the entire range of Genuine BMW Accessories. For further information, please visit www.bmw.co.uk/accessories

BMW PAY MONTHLY SERVICING & TRACKSTAR.

SERVICING MADE SIMPLE.

Planning for the road ahead has never been easier. With the BMW Pay Monthly Service Plan¹ you can remove the uncertainty often associated with car servicing costs by spreading them monthly, much like you would your household bills. Our Pay Monthly service plan covers two services and any unused credit can be transferred to another BMW if you decide to switch unexpectedly. As part of the Pay Monthly plan you will also receive a number of added extras including:

- Fluid top ups
- An MOT
- A Wash & Vac each time you visit
- Seasonal health checks
- Sat Nav Map updates

Get the quality service and parts you expect from BMW with a fixed monthly payment. Give your BMW the care and attention it deserves from the experts that made it.

Price: £20 per month for 36 months

Please contact your preferred BMW Centre for further information.

BMW TRACKSTAR.

Locate and recover your vehicle if it is stolen with BMW Trackstar or BMW Trackstar Advance. Benefits include:

- 24/7 Trackstar Monitoring Centre
- Thatcham accredited
- Integrated motion sensor
- Pan-European protection

BMW Trackstar S7 price from: £399²

BMW Trackstar S5 price from: £549²

BMW Trackstar S5 Advance price from: £649²



PRICING INFORMATION.

| Model | Basic price (excluding VAT) | VAT 20% | RRP (including VAT) | On the road price from | P11d value | | BIK tax rate (2020 / 2021) | Insurance group | RDE2 Compliant (Y / N) | Model | |
|-------------------|-----------------------------|-----------|---------------------|------------------------|------------|-----------|----------------------------|-----------------|------------------------|-------------------|--|
| PETROL | | | | | Manual | Automatic | | | | | |
| sDrive18i SE | £23,612.50 | £4,722.50 | £28,335 | £29,455 | £29,185 | £30,535 | 33%-32% (33%-29%) | 22 | N | sDrive18i SE | |
| sDrive18i Sport | £25,070.83 | £5,014.17 | £30,085 | £31,205 | £30,935 | £32,285 | 33% (33%-30%) | 22 | N | sDrive18i Sport | |
| sDrive18i xLine | £25,904.17 | £5,180.83 | £31,085 | £32,205 | £31,935 | £33,285 | 34%-33% (33%-30%) | 22 | N | sDrive18i xLine | |
| sDrive18i M Sport | £26,570.83 | £5,314.17 | £31,885 | £33,005 | £32,735 | £34,085 | 33% (33%-30%) | 22 | N | sDrive18i M Sport | |
| sDrive20i SE | £26,304.17 | £5,260.83 | £31,565 | £33,010 | - | £32,415 | (35%-34%) | 28 | N | sDrive20i SE | |
| sDrive20i Sport | £27,762.50 | £5,552.50 | £33,315 | £34,760 | - | £34,165 | (35%-34%) | 28 | N | sDrive20i Sport | |
| sDrive20i xLine | £28,595.83 | £5,719.17 | £34,315 | £35,760 | - | £35,165 | (35%-34%) | 29 | N | sDrive20i xLine | |
| sDrive20i M Sport | £29,262.50 | £5,852.50 | £35,115 | £36,560 | - | £35,965 | (35%-34%) | 29 | N | sDrive20i M Sport | |
| xDrive20i SE | £27,554.17 | £5,510.83 | £33,065 | £34,510 | - | £33,915 | (37%-36%) | 29 | N | xDrive20i SE | |
| xDrive20i Sport | £29,012.50 | £5,802.50 | £34,815 | £36,260 | - | £35,665 | (37%-36%) | 29 | N | xDrive20i Sport | |
| xDrive20i xLine | £29,845.83 | £5,969.17 | £35,815 | £37,260 | - | £36,665 | (37%-36%) | 29 | N | xDrive20i xLine | |
| xDrive20i M Sport | £30,512.50 | £6,102.50 | £36,615 | £38,060 | - | £37,465 | (37%-36%) | 30 | N | xDrive20i M Sport | |
| xDrive25e Sport | £31,079.17 | £6,215.83 | £37,295 | £38,200 | - | £38,145 | (10%) | 30 | Y | xDrive25e Sport | |
| xDrive25e xLine | £31,912.50 | £6,382.50 | £38,295 | £39,200 | - | £39,145 | (10%) | 30 | Y | xDrive25e xLine | |
| xDrive25e M Sport | £32,579.17 | £6,515.83 | £39,095 | £40,000 | - | £39,945 | (10%) | 30 | Y | xDrive25e M Sport | |

| | | | | | | | | | | | |
|-------------------|------------|-----------|---------|---------|---------|---------|-------------------|----|---|-------------------|---------------|
| DIESEL | | | | | | | | | | | DIESEL |
| sDrive18d SE | £25,087.50 | £5,017.50 | £30,105 | £31,225 | £30,955 | £32,555 | 30%-29% (31%-27%) | 23 | Y | sDrive18d SE | |
| sDrive18d Sport | £26,545.83 | £5,309.17 | £31,855 | £32,975 | £32,705 | £34,305 | 30%-29% (31%-28%) | 23 | Y | sDrive18d Sport | |
| sDrive18d xLine | £27,379.17 | £5,475.83 | £32,855 | £33,975 | £33,705 | £35,305 | 30%-29% (31%-28%) | 24 | Y | sDrive18d xLine | |
| sDrive18d M Sport | £28,045.83 | £5,609.17 | £33,655 | £34,775 | £34,505 | £36,105 | 30%-29% (31%-28%) | 24 | Y | sDrive18d M Sport | |
| xDrive18d SE | £26,337.50 | £5,267.50 | £31,605 | £32,725 | £32,455 | £34,055 | 32% (32%-29%) | 23 | Y | xDrive18d SE | |
| xDrive18d Sport | £27,795.83 | £5,559.17 | £33,355 | £34,475 | £34,205 | £35,805 | 33%-32% (32%-30%) | 23 | Y | xDrive18d Sport | |
| xDrive18d xLine | £28,629.17 | £5,725.83 | £34,355 | £35,475 | £35,205 | £36,805 | 33%-32% (32%-30%) | 24 | Y | xDrive18d xLine | |
| xDrive18d M Sport | £29,295.83 | £5,859.17 | £35,155 | £36,275 | £36,005 | £37,605 | 33%-32% (32%-30%) | 24 | Y | xDrive18d M Sport | |
| xDrive20d SE | £28,504.17 | £5,700.83 | £34,205 | £35,325 | - | £35,055 | (33%-32%) | 28 | Y | xDrive20d SE | |
| xDrive20d Sport | £29,962.50 | £5,992.50 | £35,955 | £37,075 | - | £36,805 | (33%-32%) | 29 | Y | xDrive20d Sport | |
| xDrive20d xLine | £30,795.83 | £6,159.17 | £36,955 | £38,075 | - | £37,805 | (33%-32%) | 29 | Y | xDrive20d xLine | |
| xDrive20d M Sport | £31,462.50 | £6,292.50 | £37,755 | £38,875 | - | £38,605 | (33%-32%) | 29 | Y | xDrive20d M Sport | |

PRICES AND SPECIFICATIONS

BMW (UK) Limited reserves the right to alter prices and specifications without notice. BMW (UK) Limited has made every effort to ensure the accuracy of information but does not accept liability for any errors or omissions.

VED RATES

Annual VED (second year onwards) is £475 for cars costing over £40,000 and is payable for five years. VED rates for brand new cars are determined by their CO₂ emissions figure. First year VED applies to the first year of ownership. Annual VED rates apply thereafter. The BMW X1 models fall into one of the categories listed below:

| CO ₂ emissions (g/km) | 01-50 | 51-75 | 76-90 | 91-100 | 101-110 | 111-130 | 131-150 | 151-170 | 171-190 | 191-225 | 226-255 | Over 255 |
|--|-------|-------|-------|--------|---------|---------|---------|---------|---------|---------|---------|----------|
| First year VED (petrol and RDE2 diesel) | £10 | £25 | £110 | £135 | £155 | £175 | £215 | £540 | £870 | £1,305 | £1,850 | £2,175 |
| Annual VED – second year onwards (standard rate for petrol and diesel) | £150 | £150 | £150 | £150 | £150 | £150 | £150 | £150 | £150 | £150 | £150 | £150 |
| Annual VED – second year onwards (petrol and diesel cars over £40,000) | £475 | £475 | £475 | £475 | £475 | £475 | £475 | £475 | £475 | £475 | £475 | £475 |

ON THE ROAD PRICE

The recommended on the road price includes:

| | |
|------------------------------------|----------|
| Delivery and BMW Emergency Service | £825 |
| Number plates | £25 |
| Vehicle first registration fee | £55 |
| First year Vehicle Excise Duty | See left |

* = £135 for alternative fuel vehicles including the BMW X1 xDrive25e. Figures in () apply to cars with automatic transmission. Insurance group figures refer to 50 Group Rating System. For Plug-in Hybrid Electric Vehicles these figures were obtained using a combination of battery power and fuel. Plug-in Hybrid Electric Vehicles require mains electricity for charging. Figures shown are for comparability purposes. Only compare fuel consumption, CO₂ and electric range figures with other cars tested to the same technical procedures. These figures may not reflect real life driving results, which will depend upon a number of factors including the starting charge of the battery, accessories fitted (post-registration), variations in weather, driving styles and vehicle load. The CO₂ figures have been determined according to the WLTP test. WLTP has been used as the applicable CO₂ figure from 1 April 2020 for first year vehicle tax (VED) and from 6 April 2020 for company car tax (BIK). The CO₂ figures were previously based on the NEDC equivalent.

TECHNICAL INFORMATION.

| Model | Power output (hp) | 0-62mph (secs) | Fuel consumption – combined (mpg / l/100km)* | CO ₂ emissions – combined (g/km)* | Electric energy consumption – weighted combined (miles/kWh)* | Equivalent all-electric range (miles)* | Model |
|-------------------|-------------------|----------------|--|--|--|--|-------------------|
| PETROL | | | | PETROL | | | |
| sDrive18i SE | 140 | 9.7 (9.7) | 41.5-42.8 (40.9-42.2) / 6.8-6.6 (6.9-6.7) | 153-149 (157-152) | - | - | sDrive18i SE |
| sDrive18i Sport | 140 | 9.7 (9.7) | 41.5-42.8 (40.9-42.2) / 6.8-6.6 (6.9-6.7) | 154-150 (158-153) | - | - | sDrive18i Sport |
| sDrive18i xLine | 140 | 9.7 (9.7) | 41.5-42.8 (40.4-41.5) / 6.8-6.6 (7.0-6.8) | 155-150 (158-153) | - | - | sDrive18i xLine |
| sDrive18i M Sport | 140 | 9.7 (9.7) | 41.5-42.8 (40.4-41.5) / 6.8-6.6 (7.0-6.8) | 154-150 (158-153) | - | - | sDrive18i M Sport |
| sDrive20i SE | 192 | (7.7) | (39.8-40.9) / (7.1-6.9) | (160-156) | - | - | sDrive20i SE |
| sDrive20i Sport | 192 | (7.7) | (39.8-40.9) / (7.1-6.9) | (161-157) | - | - | sDrive20i Sport |
| sDrive20i xLine | 192 | (7.7) | (39.8-40.9) / (7.1-6.9) | (162-157) | - | - | sDrive20i xLine |
| sDrive20i M Sport | 192 | (7.7) | (39.8-40.9) / (7.1-6.9) | (161-157) | - | - | sDrive20i M Sport |
| xDrive20i SE | 192 | (7.4) | (37.7-38.7) / (7.5-7.3) | (170-166) | - | - | xDrive20i SE |
| xDrive20i Sport | 192 | (7.4) | (37.7-38.7) / (7.5-7.3) | (171-167) | - | - | xDrive20i Sport |
| xDrive20i xLine | 192 | (7.4) | (37.2-38.2) / (7.6-7.4) | (172-167) | - | - | xDrive20i xLine |
| xDrive20i M Sport | 192 | (7.4) | (37.7-38.7) / (7.5-7.3) | (171-167) | - | - | xDrive20i M Sport |
| xDrive25e Sport | 220^ | (6.9) | (148.7-166.2) / (1.9-1.7)** | (42-40)** | (4.0-4.1) | (31.1-32.3) | xDrive25e Sport |
| xDrive25e xLine | 220^ | (6.9) | (148.7-156.9) / (1.9-1.8)** | (43-40)** | (4.0-4.1) | (31.1-32.3) | xDrive25e xLine |
| xDrive25e M Sport | 220^ | (6.9) | (148.7-156.9) / (1.9-1.8)** | (42-41)** | (4.0-4.1) | (31.1-31.7) | xDrive25e M Sport |
| DIESEL | | | | DIESEL | | | |
| sDrive18d SE | 150 | 9.3 (9.4) | 54.3-55.4 (51.4-52.3) / 5.2-5.1 (5.5-5.4) | 137-133 (144-140) | - | - | sDrive18d SE |
| sDrive18d Sport | 150 | 9.3 (9.4) | 53.3-55.4 (51.4-52.3) / 5.3-5.1 (5.5-5.4) | 137-134 (145-141) | - | - | sDrive18d Sport |
| sDrive18d xLine | 150 | 9.3 (9.4) | 53.3-55.4 (50.4-52.3) / 5.3-5.1 (5.6-5.4) | 138-134 (145-141) | - | - | sDrive18d xLine |
| sDrive18d M Sport | 150 | 9.3 (9.4) | 53.3-55.4 (51.4-52.3) / 5.3-5.1 (5.5-5.4) | 138-134 (145-141) | - | - | sDrive18d M Sport |
| xDrive18d SE | 150 | 9.3 (9.4) | 49.6-51.4 (48.7-50.4) / 5.7-5.5 (5.8-5.6) | 149-145 (151-147) | - | - | xDrive18d SE |
| xDrive18d Sport | 150 | 9.3 (9.4) | 49.6-50.4 (48.7-50.4) / 5.7-5.6 (5.8-5.6) | 150-146 (152-148) | - | - | xDrive18d Sport |
| xDrive18d xLine | 150 | 9.3 (9.4) | 49.6-50.4 (48.7-49.6) / 5.7-5.6 (5.8-5.7) | 150-146 (152-148) | - | - | xDrive18d xLine |
| xDrive18d M Sport | 150 | 9.3 (9.4) | 49.6-50.4 (48.7-49.6) / 5.7-5.6 (5.8-5.7) | 150-146 (152-148) | - | - | xDrive18d M Sport |
| xDrive20d SE | 190 | (7.8) | (48.7-49.6) / (5.8-5.7) | (152-148) | - | - | xDrive20d SE |
| xDrive20d Sport | 190 | (7.8) | (48.7-49.6) / (5.8-5.7) | (153-149) | - | - | xDrive20d Sport |
| xDrive20d xLine | 190 | (7.8) | (48.7-49.6) / (5.8-5.7) | (153-149) | - | - | xDrive20d xLine |
| xDrive20d M Sport | 190 | (7.8) | (48.7-49.6) / (5.8-5.7) | (153-149) | - | - | xDrive20d M Sport |

* = For Plug-in Hybrid Electric Vehicles these figures were obtained using a combination of battery power and fuel. Plug-in Hybrid Electric Vehicles require mains electricity for charging. Figures shown are for comparability purposes. Only compare fuel consumption, CO₂ and electric range figures with other cars tested to the same technical procedures. These figures may not reflect real life driving results, which will depend upon a number of factors including the starting charge of the battery, accessories fitted (post-registration), variations in weather, driving styles and vehicle load. The CO₂ figures shown above have been determined according to the WLTP test. WLTP has been used as the applicable CO₂ figure from 1 April 2020 for first year vehicle tax (VED) and from 6 April 2020 for company car tax (BIK). The CO₂ figures were previously based on the NEDC equivalent. ** = Figures are weighted combined. ^ = Combined power from Petrol and Electric engines. Figures in () apply to cars with automatic transmission.

OPTIONAL EQUIPMENT PRICING.



| | sDrive18i SE | sDrive18i Sport | sDrive18i xLine | sDrive18i M Sport | sDrive20i SE | sDrive20i Sport | sDrive20i xLine | sDrive20i M Sport | xDrive20i SE | xDrive20i Sport | xDrive20i xLine | xDrive20i M Sport | xDrive25e Sport | xDrive25e xLine | xDrive25e M Sport | sDrive18d SE | sDrive18d Sport | sDrive18d xLine | sDrive18d M Sport | xDrive18d SE | xDrive18d Sport | xDrive18d xLine | xDrive18d M Sport | xDrive20d SE | xDrive20d Sport | xDrive20d xLine | xDrive20d M Sport | Price |
|--|--------------|-----------------|-----------------|-------------------|--------------|-----------------|-----------------|-------------------|--------------|-----------------|-----------------|-------------------|-----------------|-----------------|-------------------|--------------|-----------------|-----------------|-------------------|--------------|-----------------|-----------------|-------------------|--------------|-----------------|-----------------|-------------------|-------|
|--|--------------|-----------------|-----------------|-------------------|--------------|-----------------|-----------------|-------------------|--------------|-----------------|-----------------|-------------------|-----------------|-----------------|-------------------|--------------|-----------------|-----------------|-------------------|--------------|-----------------|-----------------|-------------------|--------------|-----------------|-----------------|-------------------|-------|

BMW EFFICIENT DYNAMICS

| | | | | | | | | | | | | | | | | | | | | | | | | | | | | |
|---------------------------|---|---|---|---|---|---|---|---|---|---|---|---|---|---|---|---|---|---|---|---|---|---|---|---|---|---|---|-----|
| Auto Start-Stop | ■ | ■ | ■ | ■ | ■ | ■ | ■ | ■ | ■ | ■ | ■ | ■ | ■ | ■ | ■ | ■ | ■ | ■ | ■ | ■ | ■ | ■ | ■ | ■ | ■ | ■ | ■ | Std |
| Brake Energy Regeneration | ■ | ■ | ■ | ■ | ■ | ■ | ■ | ■ | ■ | ■ | ■ | ■ | ■ | ■ | ■ | ■ | ■ | ■ | ■ | ■ | ■ | ■ | ■ | ■ | ■ | ■ | ■ | Std |
| ECO PRO mode | ■ | ■ | ■ | ■ | ■ | ■ | ■ | ■ | ■ | ■ | ■ | ■ | ■ | ■ | ■ | ■ | ■ | ■ | ■ | ■ | ■ | ■ | ■ | ■ | ■ | ■ | ■ | Std |
| Lightweight Engineering | ■ | ■ | ■ | ■ | ■ | ■ | ■ | ■ | ■ | ■ | ■ | ■ | ■ | ■ | ■ | ■ | ■ | ■ | ■ | ■ | ■ | ■ | ■ | ■ | ■ | ■ | ■ | Std |
| Optimum Shift Indicator | ■ | ■ | ■ | ■ | - | - | - | - | - | - | - | - | - | - | - | ■ | ■ | ■ | ■ | ■ | ■ | ■ | ■ | - | - | - | - | Std |

Individual BMW EfficientDynamics features may be excluded, depending on the optional equipment chosen. Your BMW Retailer will be pleased to provide you with more information.

PAINTWORK

| | | | | | | | | | | | | | | | | | | | | | | | | | | | | |
|---|-----|---|---|---|---|---|---|---|---|---|---|---|---|---|---|---|---|---|---|---|---|---|---|---|---|---|---|------|
| Non-metallic Available in Alpine White or Jet Black ¹ | uni | ■ | ■ | ■ | ■ | ■ | ■ | ■ | ■ | ■ | ■ | ■ | ■ | ■ | ■ | ■ | ■ | ■ | ■ | ■ | ■ | ■ | ■ | ■ | ■ | ■ | ■ | Std |
| Metallic Available in Black Sapphire, Glacier Silver ¹ , Mediterranean Blue ¹ , Mineral Grey, Mineral White, Jucaro Beige ¹ , Misano Blue ² , Sparkling Brown ¹ , Sparkling Storm Brilliant Effect ¹ or Sunset Orange ¹ | met | □ | □ | □ | □ | □ | □ | □ | □ | □ | □ | □ | □ | □ | □ | □ | □ | □ | □ | □ | □ | □ | □ | □ | □ | □ | □ | £560 |

BMW INDIVIDUAL PAINTWORK

| | | | | | | | | | | | | | | | | | | | | | | | | | | | | | |
|---|-----|---|---|---|---|---|---|---|---|---|---|---|---|---|---|---|---|---|---|---|---|---|---|---|---|---|---|---|------|
| Metallic Available in Storm Bay metallic | uni | - | - | □ | □ | - | - | □ | □ | - | - | □ | □ | - | □ | □ | - | - | □ | □ | - | - | □ | □ | - | - | □ | □ | £560 |
|---|-----|---|---|---|---|---|---|---|---|---|---|---|---|---|---|---|---|---|---|---|---|---|---|---|---|---|---|---|------|

UPHOLSTERY

| | | | | | | | | | | | | | | | | | | | | | | | | | | | | |
|--|-------|---|---|---|---|---|---|---|---|---|---|---|---|---|---|---|---|---|---|---|---|---|---|---|---|---|---|--------|
| Grid cloth Available in Anthracite Not with 481 | EG | ■ | - | - | - | ■ | - | - | - | ■ | - | - | - | - | - | ■ | - | - | - | ■ | - | - | - | ■ | - | - | - | Std |
| Nivala cloth / Sensatec Available in Anthracite with Grey highlight or Anthracite with Orange highlight | KF | - | ■ | - | - | - | ■ | - | - | - | ■ | - | - | ■ | - | - | ■ | - | - | - | ■ | - | - | - | ■ | - | - | Std |
| Dakota leather ³ – SE models Available in Black | LC/PD | □ | - | - | - | □ | - | - | - | □ | - | - | - | - | - | □ | - | - | - | □ | - | - | - | □ | - | - | - | £1,150 |
| – Sport models Available in Black with Grey stitching, Mocha with contrast stitching or Oyster with Grey highlight and stitching | | - | □ | - | - | - | □ | - | - | - | □ | - | - | □ | - | - | □ | - | - | - | □ | - | - | - | □ | - | - | £1,150 |
| – xLine models Available in Black with Grey stitching, Mocha with contrast stitching or Oyster with Grey highlight and stitching | | - | - | ■ | - | - | - | ■ | - | - | - | ■ | - | ■ | - | - | - | ■ | - | - | - | ■ | - | - | - | ■ | - | Std |
| – M Sport models Available in Black with Blue stitching, Black with Grey stitching, Mocha with contrast stitching or Oyster with Grey highlight and stitching | | - | - | - | ■ | - | - | - | ■ | - | - | ■ | - | - | ■ | - | - | - | ■ | - | - | - | ■ | - | - | - | ■ | Std |

Not with = these options are not available for ordering together ¹ = Not available for M Sport models. ² = Exclusively available for M Sport models. ³ = Please note, some sections of the seat and interior feature synthetic leather in replacement to Dakota leather.

■ Standard equipment □ Optional equipment - Not available



| | sDrive18i SE | sDrive18i Sport | sDrive18i xLine | sDrive18i M Sport | sDrive20i SE | sDrive20i Sport | sDrive20i xLine | sDrive20i M Sport | xDrive20i SE | xDrive20i Sport | xDrive20i xLine | xDrive20i M Sport | xDrive25e Sport | xDrive25e xLine | xDrive25e M Sport | sDrive18d SE | sDrive18d Sport | sDrive18d xLine | sDrive18d M Sport | xDrive18d SE | xDrive18d Sport | xDrive18d xLine | xDrive18d M Sport | xDrive20d SE | xDrive20d Sport | xDrive20d xLine | xDrive20d M Sport | Price |
|--|--------------|-----------------|-----------------|-------------------|--------------|-----------------|-----------------|-------------------|--------------|-----------------|-----------------|-------------------|-----------------|-----------------|-------------------|--------------|-----------------|-----------------|-------------------|--------------|-----------------|-----------------|-------------------|--------------|-----------------|-----------------|-------------------|-------|
|--|--------------|-----------------|-----------------|-------------------|--------------|-----------------|-----------------|-------------------|--------------|-----------------|-----------------|-------------------|-----------------|-----------------|-------------------|--------------|-----------------|-----------------|-------------------|--------------|-----------------|-----------------|-------------------|--------------|-----------------|-----------------|-------------------|-------|

PACKS

Packs provide an intelligent selection of individual options at a lower combined price, as well as contributing to the resale value of the vehicle. Further options can still be specified even when a package is chosen.

| | | | | | | | | | | | | | | | | | | | | | | | | | | | | | |
|--|-----|--------------------------|--------------------------|--------------------------|--------------------------|--------------------------|--------------------------|--------------------------|--------------------------|--------------------------|--------------------------|--------------------------|--------------------------|--------------------------|--------------------------|--------------------------|--------------------------|--------------------------|--------------------------|--------------------------|--------------------------|--------------------------|--------------------------|--------------------------|--------------------------|--------------------------|--------------------------|--------------------------|------------------|
| Comfort Pack I Comprises: - 430 Exterior mirrors – electrically-folding with anti-dazzle - 494 Seat heating, front - 563 Extended lighting | ZF1 | <input type="checkbox"/> | <input type="checkbox"/> | - | - | <input type="checkbox"/> | <input type="checkbox"/> | - | - | <input type="checkbox"/> | <input type="checkbox"/> | - | - | <input type="checkbox"/> | - | - | <input type="checkbox"/> | <input type="checkbox"/> | - | - | <input type="checkbox"/> | <input type="checkbox"/> | - | - | <input type="checkbox"/> | <input type="checkbox"/> | - | - | £850 |
| Comfort Pack II Comprises: - 248 Steering wheel heating - 322 Comfort Access - 459 Seat adjustment – front, electric with driver memory | ZF2 | <input type="checkbox"/> | <input type="checkbox"/> | <input type="checkbox"/> | <input type="checkbox"/> | <input type="checkbox"/> | <input type="checkbox"/> | <input type="checkbox"/> | <input type="checkbox"/> | <input type="checkbox"/> | <input type="checkbox"/> | <input type="checkbox"/> | <input type="checkbox"/> | <input type="checkbox"/> | <input type="checkbox"/> | <input type="checkbox"/> | <input type="checkbox"/> | <input type="checkbox"/> | <input type="checkbox"/> | <input type="checkbox"/> | <input type="checkbox"/> | <input type="checkbox"/> | <input type="checkbox"/> | <input type="checkbox"/> | <input type="checkbox"/> | <input type="checkbox"/> | <input type="checkbox"/> | <input type="checkbox"/> | £1,000 |
| M Sport Plus Pack Comprises: - 1RS 19" M Double-spoke style 816 M wheels, Bicolour - 2NH M Sport braking system ^{1,2} - 2VE M Sport steering ² - 420 Sun protection glass ³ - 4GQ M seat belts - 674 Loudspeaker system – harman/kardon ³ | ZMS | - | - | - | <input type="checkbox"/> | - | - | - | <input type="checkbox"/> | - | - | - | <input type="checkbox"/> | - | - | - | - | - | - | <input type="checkbox"/> | - | - | - | <input type="checkbox"/> | - | - | - | <input type="checkbox"/> | £2,200 £1,600 |
| Tech Pack I Comprises: - 3AG Reversing Assist camera - 552 Adaptive LED headlights - 6NW Enhanced Bluetooth with wireless charging | ZT1 | <input type="checkbox"/> | <input type="checkbox"/> | <input type="checkbox"/> | <input type="checkbox"/> | <input type="checkbox"/> | <input type="checkbox"/> | <input type="checkbox"/> | <input type="checkbox"/> | <input type="checkbox"/> | <input type="checkbox"/> | <input type="checkbox"/> | <input type="checkbox"/> | <input type="checkbox"/> | <input type="checkbox"/> | <input type="checkbox"/> | <input type="checkbox"/> | <input type="checkbox"/> | <input type="checkbox"/> | <input type="checkbox"/> | <input type="checkbox"/> | <input type="checkbox"/> | <input type="checkbox"/> | <input type="checkbox"/> | <input type="checkbox"/> | <input type="checkbox"/> | <input type="checkbox"/> | <input type="checkbox"/> | £900 |
| Tech Pack II Comprises: - 610 Head-up Display - 6UP BMW Navigation Plus | ZT2 | <input type="checkbox"/> | <input type="checkbox"/> | <input type="checkbox"/> | <input type="checkbox"/> | <input type="checkbox"/> | <input type="checkbox"/> | <input type="checkbox"/> | <input type="checkbox"/> | <input type="checkbox"/> | <input type="checkbox"/> | <input type="checkbox"/> | <input type="checkbox"/> | <input type="checkbox"/> | <input type="checkbox"/> | <input type="checkbox"/> | <input type="checkbox"/> | <input type="checkbox"/> | <input type="checkbox"/> | <input type="checkbox"/> | <input type="checkbox"/> | <input type="checkbox"/> | <input type="checkbox"/> | <input type="checkbox"/> | <input type="checkbox"/> | <input type="checkbox"/> | <input type="checkbox"/> | <input type="checkbox"/> | £1,250 |

INTERIOR TRIMS

| | | | | | | | | | | | | | | | | | | | | | | | | | | | | | |
|---|-----|---|--------------------------|--------------------------|---|---|--------------------------|--------------------------|---|---|--------------------------|--------------------------|---|--------------------------|--------------------------|---|---|--------------------------|--------------------------|---|---|--------------------------|--------------------------|---|---|--------------------------|--------------------------|---|--------------|
| Aluminium Hexagon with Estoril Blue finisher | 4WF | - | - | - | ■ | - | - | - | ■ | - | - | - | ■ | - | - | ■ | - | - | - | ■ | - | - | - | ■ | - | - | - | ■ | Std |
| Brushed Aluminium with Pearl Chrome finisher | 4LS | - | <input type="checkbox"/> | <input type="checkbox"/> | - | - | <input type="checkbox"/> | <input type="checkbox"/> | - | - | <input type="checkbox"/> | <input type="checkbox"/> | - | <input type="checkbox"/> | <input type="checkbox"/> | - | - | <input type="checkbox"/> | <input type="checkbox"/> | - | - | <input type="checkbox"/> | <input type="checkbox"/> | - | - | <input type="checkbox"/> | <input type="checkbox"/> | - | £110 £0 |
| Fine Oak matt wood with Pearl Chrome finisher | 4F7 | - | - | <input type="checkbox"/> | - | - | - | <input type="checkbox"/> | - | - | - | <input type="checkbox"/> | - | - | <input type="checkbox"/> | - | - | - | <input type="checkbox"/> | - | - | - | <input type="checkbox"/> | - | - | - | <input type="checkbox"/> | - | £230 |
| Fineline Stream wood with Pearl Chrome finisher | 4LR | - | <input type="checkbox"/> | <input type="checkbox"/> | - | - | <input type="checkbox"/> | <input type="checkbox"/> | - | - | <input type="checkbox"/> | <input type="checkbox"/> | - | <input type="checkbox"/> | <input type="checkbox"/> | - | - | <input type="checkbox"/> | <input type="checkbox"/> | - | - | <input type="checkbox"/> | <input type="checkbox"/> | - | - | <input type="checkbox"/> | <input type="checkbox"/> | - | £230 £120 |
| High-gloss Black with Pearl Chrome finisher | 4LU | - | ■ | ■ | - | - | ■ | ■ | - | - | ■ | ■ | - | ■ | ■ | - | - | ■ | ■ | - | - | ■ | ■ | - | - | ■ | ■ | - | Std £0 |
| Oxide Silver with Black, High-gloss finisher | 4FS | ■ | - | - | - | ■ | - | - | - | ■ | - | - | - | - | - | - | ■ | - | - | - | ■ | - | - | - | ■ | - | - | - | Std |

TRANSMISSIONS

| | | | | | | | | | | | | | | | | | | | | | | | | | | | | | |
|--|-----|--------------------------|--------------------------|--------------------------|--------------------------|---|---|---|---|---|---|---|---|---|---|---|--------------------------|--------------------------|--------------------------|--------------------------|--------------------------|--------------------------|--------------------------|--------------------------|---|---|---|---|--------|
| Automatic transmission | 205 | - | - | - | - | - | - | - | - | - | - | - | - | ■ | ■ | ■ | - | - | - | - | - | - | - | - | - | - | - | - | Std |
| Dual-clutch automatic transmission | 2TF | <input type="checkbox"/> | <input type="checkbox"/> | <input type="checkbox"/> | <input type="checkbox"/> | - | - | - | - | - | - | - | - | - | - | - | - | - | - | - | - | - | - | - | - | - | - | - | £1,350 |
| Sport automatic transmission | 2TB | - | - | - | - | - | - | - | - | ■ | ■ | ■ | ■ | - | - | - | <input type="checkbox"/> | <input type="checkbox"/> | <input type="checkbox"/> | <input type="checkbox"/> | <input type="checkbox"/> | <input type="checkbox"/> | <input type="checkbox"/> | <input type="checkbox"/> | ■ | ■ | ■ | ■ | £1,600 |
| Sport Dual-clutch automatic transmission | 2TC | - | - | - | - | ■ | ■ | ■ | ■ | - | - | - | - | - | - | - | - | - | - | - | - | - | - | - | - | - | - | - | Std |

¹ = Not with 300, Space saver space wheel. ² = Not available on xDrive25e M Sport model. ³ = Available as a single cost option.

■ Standard equipment □ Optional equipment - Not available



| | sDrive18i SE | sDrive18i Sport | sDrive18i xLine | sDrive18i M Sport | sDrive20i SE | sDrive20i Sport | sDrive20i xLine | sDrive20i M Sport | xDrive20i SE | xDrive20i Sport | xDrive20i xLine | xDrive20i M Sport | xDrive25e Sport | xDrive25e xLine | xDrive25e M Sport | sDrive18d SE | sDrive18d Sport | sDrive18d xLine | sDrive18d M Sport | xDrive18d SE | xDrive18d Sport | xDrive18d xLine | xDrive18d M Sport | xDrive20d SE | xDrive20d Sport | xDrive20d xLine | xDrive20d M Sport | Price |
|--|--------------|-----------------|-----------------|-------------------|--------------|-----------------|-----------------|-------------------|--------------|-----------------|-----------------|-------------------|-----------------|-----------------|-------------------|--------------|-----------------|-----------------|-------------------|--------------|-----------------|-----------------|-------------------|--------------|-----------------|-----------------|-------------------|-------|
|--|--------------|-----------------|-----------------|-------------------|--------------|-----------------|-----------------|-------------------|--------------|-----------------|-----------------|-------------------|-----------------|-----------------|-------------------|--------------|-----------------|-----------------|-------------------|--------------|-----------------|-----------------|-------------------|--------------|-----------------|-----------------|-------------------|-------|

SAFETY AND TECHNOLOGY

| | | | | | | | | | | | | | | | | | | | | | | | | | | | | |
|---|-----------|-------------------------------------|-------------------------------------|-------------------------------------|-------------------------------------|-------------------------------------|-------------------------------------|-------------------------------------|-------------------------------------|-------------------------------------|-------------------------------------|-------------------------------------|-------------------------------------|-------------------------------------|-------------------------------------|-------------------------------------|-------------------------------------|-------------------------------------|-------------------------------------|-------------------------------------|-------------------------------------|-------------------------------------|-------------------------------------|-------------------------------------|-------------------------------------|-------------------------------------|-------------------------------------|--------|
| Active Cruise Control with Stop&Go function Only with 5AT + 2TB | 5DF | <input type="checkbox"/> | <input type="checkbox"/> | <input type="checkbox"/> | <input type="checkbox"/> | <input type="checkbox"/> | <input type="checkbox"/> | <input type="checkbox"/> | <input type="checkbox"/> | <input type="checkbox"/> | <input type="checkbox"/> | <input type="checkbox"/> | <input type="checkbox"/> | <input type="checkbox"/> | <input type="checkbox"/> | <input type="checkbox"/> | <input type="checkbox"/> | <input type="checkbox"/> | <input type="checkbox"/> | <input type="checkbox"/> | <input type="checkbox"/> | <input type="checkbox"/> | <input type="checkbox"/> | <input type="checkbox"/> | <input type="checkbox"/> | <input type="checkbox"/> | <input type="checkbox"/> | n/a† |
| Cruise control with braking function | 544 | <input checked="" type="checkbox"/> | <input checked="" type="checkbox"/> | <input checked="" type="checkbox"/> | <input checked="" type="checkbox"/> | <input checked="" type="checkbox"/> | <input checked="" type="checkbox"/> | <input checked="" type="checkbox"/> | <input checked="" type="checkbox"/> | <input checked="" type="checkbox"/> | <input checked="" type="checkbox"/> | <input checked="" type="checkbox"/> | <input checked="" type="checkbox"/> | <input checked="" type="checkbox"/> | <input checked="" type="checkbox"/> | <input checked="" type="checkbox"/> | <input checked="" type="checkbox"/> | <input checked="" type="checkbox"/> | <input checked="" type="checkbox"/> | <input checked="" type="checkbox"/> | <input checked="" type="checkbox"/> | <input checked="" type="checkbox"/> | <input checked="" type="checkbox"/> | <input checked="" type="checkbox"/> | <input checked="" type="checkbox"/> | <input checked="" type="checkbox"/> | <input checked="" type="checkbox"/> | Std |
| Driving Assistant Plus Comprises: – Camera-based Active Cruise Control with Stop&Go function – Front Collision Warning – High-beam Assistant – Traffic Jam Assist – Lane Departure Warning – Speed Limit Information Only with Automatic transmission | 5AT | <input type="checkbox"/> | <input type="checkbox"/> | <input type="checkbox"/> | <input type="checkbox"/> | <input type="checkbox"/> | <input type="checkbox"/> | <input type="checkbox"/> | <input type="checkbox"/> | <input type="checkbox"/> | <input type="checkbox"/> | <input type="checkbox"/> | <input type="checkbox"/> | <input type="checkbox"/> | <input type="checkbox"/> | <input type="checkbox"/> | <input type="checkbox"/> | <input type="checkbox"/> | <input type="checkbox"/> | <input type="checkbox"/> | <input type="checkbox"/> | <input type="checkbox"/> | <input type="checkbox"/> | <input type="checkbox"/> | <input type="checkbox"/> | <input type="checkbox"/> | <input type="checkbox"/> | £1,150 |
| Larger fuel tank capacity Increased to 61 litres | 1AG | <input type="checkbox"/> | <input type="checkbox"/> | <input type="checkbox"/> | <input type="checkbox"/> | - | - | - | - | <input checked="" type="checkbox"/> | <input checked="" type="checkbox"/> | <input checked="" type="checkbox"/> | <input checked="" type="checkbox"/> | - | - | - | <input type="checkbox"/> | <input type="checkbox"/> | <input type="checkbox"/> | <input type="checkbox"/> | <input type="checkbox"/> | <input type="checkbox"/> | <input type="checkbox"/> | <input type="checkbox"/> | <input type="checkbox"/> | <input type="checkbox"/> | <input type="checkbox"/> | £50 |
| LED foglights, front | 5A1 | <input checked="" type="checkbox"/> | <input checked="" type="checkbox"/> | <input checked="" type="checkbox"/> | <input checked="" type="checkbox"/> | <input checked="" type="checkbox"/> | <input checked="" type="checkbox"/> | <input checked="" type="checkbox"/> | <input checked="" type="checkbox"/> | <input checked="" type="checkbox"/> | <input checked="" type="checkbox"/> | <input checked="" type="checkbox"/> | <input checked="" type="checkbox"/> | <input checked="" type="checkbox"/> | <input checked="" type="checkbox"/> | <input checked="" type="checkbox"/> | <input checked="" type="checkbox"/> | <input checked="" type="checkbox"/> | <input checked="" type="checkbox"/> | <input checked="" type="checkbox"/> | <input checked="" type="checkbox"/> | <input checked="" type="checkbox"/> | <input checked="" type="checkbox"/> | <input checked="" type="checkbox"/> | <input checked="" type="checkbox"/> | <input checked="" type="checkbox"/> | <input checked="" type="checkbox"/> | Std |
| LED headlights | 5A2 | <input checked="" type="checkbox"/> | <input checked="" type="checkbox"/> | <input checked="" type="checkbox"/> | <input checked="" type="checkbox"/> | <input checked="" type="checkbox"/> | <input checked="" type="checkbox"/> | <input checked="" type="checkbox"/> | <input checked="" type="checkbox"/> | <input checked="" type="checkbox"/> | <input checked="" type="checkbox"/> | <input checked="" type="checkbox"/> | <input checked="" type="checkbox"/> | <input checked="" type="checkbox"/> | <input checked="" type="checkbox"/> | <input checked="" type="checkbox"/> | <input checked="" type="checkbox"/> | <input checked="" type="checkbox"/> | <input checked="" type="checkbox"/> | <input checked="" type="checkbox"/> | <input checked="" type="checkbox"/> | <input checked="" type="checkbox"/> | <input checked="" type="checkbox"/> | <input checked="" type="checkbox"/> | <input checked="" type="checkbox"/> | <input checked="" type="checkbox"/> | <input checked="" type="checkbox"/> | Std |
| Lumbar support, front | 488 | <input type="checkbox"/> | <input type="checkbox"/> | <input type="checkbox"/> | <input type="checkbox"/> | <input type="checkbox"/> | <input type="checkbox"/> | <input type="checkbox"/> | <input type="checkbox"/> | <input type="checkbox"/> | <input type="checkbox"/> | <input type="checkbox"/> | <input type="checkbox"/> | <input type="checkbox"/> | <input type="checkbox"/> | <input type="checkbox"/> | <input type="checkbox"/> | <input type="checkbox"/> | <input type="checkbox"/> | <input type="checkbox"/> | <input type="checkbox"/> | <input type="checkbox"/> | <input type="checkbox"/> | <input type="checkbox"/> | <input type="checkbox"/> | <input type="checkbox"/> | <input type="checkbox"/> | £230 |
| Park Assist | 5DP | <input checked="" type="checkbox"/> | <input checked="" type="checkbox"/> | <input checked="" type="checkbox"/> | <input checked="" type="checkbox"/> | <input checked="" type="checkbox"/> | <input checked="" type="checkbox"/> | <input checked="" type="checkbox"/> | <input checked="" type="checkbox"/> | <input checked="" type="checkbox"/> | <input checked="" type="checkbox"/> | <input checked="" type="checkbox"/> | <input checked="" type="checkbox"/> | <input checked="" type="checkbox"/> | <input checked="" type="checkbox"/> | <input checked="" type="checkbox"/> | <input checked="" type="checkbox"/> | <input checked="" type="checkbox"/> | <input checked="" type="checkbox"/> | <input checked="" type="checkbox"/> | <input checked="" type="checkbox"/> | <input checked="" type="checkbox"/> | <input checked="" type="checkbox"/> | <input checked="" type="checkbox"/> | <input checked="" type="checkbox"/> | <input checked="" type="checkbox"/> | <input checked="" type="checkbox"/> | Std |
| Park Distance Control (PDC), front and rear | 508 | <input checked="" type="checkbox"/> | <input checked="" type="checkbox"/> | <input checked="" type="checkbox"/> | <input checked="" type="checkbox"/> | <input checked="" type="checkbox"/> | <input checked="" type="checkbox"/> | <input checked="" type="checkbox"/> | <input checked="" type="checkbox"/> | <input checked="" type="checkbox"/> | <input checked="" type="checkbox"/> | <input checked="" type="checkbox"/> | <input checked="" type="checkbox"/> | <input checked="" type="checkbox"/> | <input checked="" type="checkbox"/> | <input checked="" type="checkbox"/> | <input checked="" type="checkbox"/> | <input checked="" type="checkbox"/> | <input checked="" type="checkbox"/> | <input checked="" type="checkbox"/> | <input checked="" type="checkbox"/> | <input checked="" type="checkbox"/> | <input checked="" type="checkbox"/> | <input checked="" type="checkbox"/> | <input checked="" type="checkbox"/> | <input checked="" type="checkbox"/> | <input checked="" type="checkbox"/> | Std |
| Space saver wheel with car jack Not with 2NH | 300 / 5DD | <input type="checkbox"/> | <input type="checkbox"/> | <input type="checkbox"/> | <input type="checkbox"/> | <input type="checkbox"/> | <input type="checkbox"/> | <input type="checkbox"/> | <input type="checkbox"/> | <input type="checkbox"/> | <input type="checkbox"/> | <input type="checkbox"/> | - | - | - | <input type="checkbox"/> | <input type="checkbox"/> | <input type="checkbox"/> | <input type="checkbox"/> | <input type="checkbox"/> | <input type="checkbox"/> | <input type="checkbox"/> | <input type="checkbox"/> | <input type="checkbox"/> | <input type="checkbox"/> | <input type="checkbox"/> | <input type="checkbox"/> | £150 |
| Traffic Jam Assist Only with 5AT + Automatic transmission | 5AR | <input type="checkbox"/> | <input type="checkbox"/> | <input type="checkbox"/> | <input type="checkbox"/> | <input type="checkbox"/> | <input type="checkbox"/> | <input type="checkbox"/> | <input type="checkbox"/> | <input type="checkbox"/> | <input type="checkbox"/> | <input type="checkbox"/> | <input type="checkbox"/> | <input type="checkbox"/> | <input type="checkbox"/> | <input type="checkbox"/> | <input type="checkbox"/> | <input type="checkbox"/> | <input type="checkbox"/> | <input type="checkbox"/> | <input type="checkbox"/> | <input type="checkbox"/> | <input type="checkbox"/> | <input type="checkbox"/> | <input type="checkbox"/> | <input type="checkbox"/> | <input type="checkbox"/> | n/a† |

SEATS

| | | | | | | | | | | | | | | | | | | | | | | | | | | | | | |
|--|-----|--------------------------|-------------------------------------|-------------------------------------|-------------------------------------|--------------------------|-------------------------------------|-------------------------------------|-------------------------------------|--------------------------|-------------------------------------|-------------------------------------|-------------------------------------|--------------------------|-------------------------------------|-------------------------------------|-------------------------------------|--------------------------|-------------------------------------|-------------------------------------|-------------------------------------|--------------------------|-------------------------------------|-------------------------------------|-------------------------------------|--------------------------|-------------------------------------|-------------------------------------|------|
| Seat heating, front Included within ZF1 | 494 | <input type="checkbox"/> | <input type="checkbox"/> | <input checked="" type="checkbox"/> | <input checked="" type="checkbox"/> | <input type="checkbox"/> | <input type="checkbox"/> | <input checked="" type="checkbox"/> | <input checked="" type="checkbox"/> | <input type="checkbox"/> | <input type="checkbox"/> | <input checked="" type="checkbox"/> | <input checked="" type="checkbox"/> | <input type="checkbox"/> | <input checked="" type="checkbox"/> | <input checked="" type="checkbox"/> | <input type="checkbox"/> | <input type="checkbox"/> | <input checked="" type="checkbox"/> | <input checked="" type="checkbox"/> | <input type="checkbox"/> | <input type="checkbox"/> | <input checked="" type="checkbox"/> | <input checked="" type="checkbox"/> | <input type="checkbox"/> | <input type="checkbox"/> | <input checked="" type="checkbox"/> | <input checked="" type="checkbox"/> | n/a* |
| Sliding rear seat bench | 4FD | <input type="checkbox"/> | <input type="checkbox"/> | <input type="checkbox"/> | <input type="checkbox"/> | <input type="checkbox"/> | <input type="checkbox"/> | <input type="checkbox"/> | <input type="checkbox"/> | <input type="checkbox"/> | <input type="checkbox"/> | <input type="checkbox"/> | - | - | - | <input type="checkbox"/> | <input type="checkbox"/> | <input type="checkbox"/> | <input type="checkbox"/> | <input type="checkbox"/> | <input type="checkbox"/> | <input type="checkbox"/> | <input type="checkbox"/> | <input type="checkbox"/> | <input type="checkbox"/> | <input type="checkbox"/> | <input type="checkbox"/> | £350 | |
| Sport seats, front | 481 | - | <input checked="" type="checkbox"/> | <input type="checkbox"/> | <input checked="" type="checkbox"/> | - | <input checked="" type="checkbox"/> | <input type="checkbox"/> | <input checked="" type="checkbox"/> | - | <input checked="" type="checkbox"/> | <input type="checkbox"/> | <input checked="" type="checkbox"/> | <input type="checkbox"/> | <input checked="" type="checkbox"/> | - | <input checked="" type="checkbox"/> | <input type="checkbox"/> | <input checked="" type="checkbox"/> | - | <input checked="" type="checkbox"/> | <input type="checkbox"/> | <input checked="" type="checkbox"/> | - | <input checked="" type="checkbox"/> | <input type="checkbox"/> | <input checked="" type="checkbox"/> | £395 | |

EXTERIOR EQUIPMENT

| | | | | | | | | | | | | | | | | | | | | | | | | | | | | |
|---|-----|-------------------------------------|-------------------------------------|-------------------------------------|-------------------------------------|-------------------------------------|-------------------------------------|-------------------------------------|-------------------------------------|-------------------------------------|-------------------------------------|-------------------------------------|-------------------------------------|-------------------------------------|-------------------------------------|-------------------------------------|-------------------------------------|-------------------------------------|-------------------------------------|-------------------------------------|-------------------------------------|-------------------------------------|-------------------------------------|-------------------------------------|-------------------------------------|-------------------------------------|-------------------------------------|------|
| Automatic tailgate | 316 | <input checked="" type="checkbox"/> | <input checked="" type="checkbox"/> | <input checked="" type="checkbox"/> | <input checked="" type="checkbox"/> | <input checked="" type="checkbox"/> | <input checked="" type="checkbox"/> | <input checked="" type="checkbox"/> | <input checked="" type="checkbox"/> | <input checked="" type="checkbox"/> | <input checked="" type="checkbox"/> | <input checked="" type="checkbox"/> | <input checked="" type="checkbox"/> | <input checked="" type="checkbox"/> | <input checked="" type="checkbox"/> | <input checked="" type="checkbox"/> | <input checked="" type="checkbox"/> | <input checked="" type="checkbox"/> | <input checked="" type="checkbox"/> | <input checked="" type="checkbox"/> | <input checked="" type="checkbox"/> | <input checked="" type="checkbox"/> | <input checked="" type="checkbox"/> | <input checked="" type="checkbox"/> | <input checked="" type="checkbox"/> | <input checked="" type="checkbox"/> | <input checked="" type="checkbox"/> | Std |
| Bike rack preparation Not with 235 | 3AR | <input type="checkbox"/> | <input type="checkbox"/> | <input type="checkbox"/> | <input type="checkbox"/> | <input type="checkbox"/> | <input type="checkbox"/> | <input type="checkbox"/> | <input type="checkbox"/> | <input type="checkbox"/> | <input type="checkbox"/> | <input type="checkbox"/> | <input type="checkbox"/> | <input type="checkbox"/> | <input type="checkbox"/> | <input type="checkbox"/> | <input type="checkbox"/> | <input type="checkbox"/> | <input type="checkbox"/> | <input type="checkbox"/> | <input type="checkbox"/> | <input type="checkbox"/> | <input type="checkbox"/> | <input type="checkbox"/> | <input type="checkbox"/> | <input type="checkbox"/> | <input type="checkbox"/> | £180 |
| eDrive exterior sound | 4U9 | - | - | - | - | - | - | - | - | - | - | - | <input checked="" type="checkbox"/> | <input checked="" type="checkbox"/> | <input checked="" type="checkbox"/> | - | - | - | - | - | - | - | - | - | - | - | Std | |
| Exterior trim, Satin Aluminium | 3L8 | - | <input type="checkbox"/> | <input checked="" type="checkbox"/> | <input type="checkbox"/> | - | <input type="checkbox"/> | <input checked="" type="checkbox"/> | <input type="checkbox"/> | - | <input type="checkbox"/> | <input checked="" type="checkbox"/> | <input type="checkbox"/> | <input type="checkbox"/> | <input checked="" type="checkbox"/> | - | <input type="checkbox"/> | <input checked="" type="checkbox"/> | <input type="checkbox"/> | - | <input type="checkbox"/> | <input checked="" type="checkbox"/> | <input type="checkbox"/> | - | <input type="checkbox"/> | <input checked="" type="checkbox"/> | <input type="checkbox"/> | £0 |
| Exterior trim, High-gloss Shadowline | 760 | - | <input checked="" type="checkbox"/> | <input type="checkbox"/> | <input checked="" type="checkbox"/> | - | <input checked="" type="checkbox"/> | <input type="checkbox"/> | <input checked="" type="checkbox"/> | - | <input checked="" type="checkbox"/> | <input type="checkbox"/> | <input checked="" type="checkbox"/> | <input type="checkbox"/> | <input checked="" type="checkbox"/> | - | <input checked="" type="checkbox"/> | <input type="checkbox"/> | <input checked="" type="checkbox"/> | - | <input checked="" type="checkbox"/> | <input type="checkbox"/> | <input checked="" type="checkbox"/> | - | <input checked="" type="checkbox"/> | <input type="checkbox"/> | <input checked="" type="checkbox"/> | £0 |
| Exterior mirrors – electrically-folding with anti-dazzle Included within ZF1 | 430 | <input type="checkbox"/> | <input type="checkbox"/> | <input checked="" type="checkbox"/> | <input checked="" type="checkbox"/> | <input type="checkbox"/> | <input type="checkbox"/> | <input checked="" type="checkbox"/> | <input checked="" type="checkbox"/> | <input type="checkbox"/> | <input type="checkbox"/> | <input checked="" type="checkbox"/> | <input checked="" type="checkbox"/> | <input type="checkbox"/> | <input checked="" type="checkbox"/> | <input type="checkbox"/> | <input type="checkbox"/> | <input checked="" type="checkbox"/> | <input checked="" type="checkbox"/> | <input type="checkbox"/> | <input type="checkbox"/> | <input checked="" type="checkbox"/> | <input checked="" type="checkbox"/> | <input type="checkbox"/> | <input type="checkbox"/> | <input checked="" type="checkbox"/> | <input checked="" type="checkbox"/> | n/a* |
| Roof rails, Black | 3AA | <input checked="" type="checkbox"/> | - | - | - | <input checked="" type="checkbox"/> | - | - | - | <input checked="" type="checkbox"/> | - | - | - | - | - | <input checked="" type="checkbox"/> | - | - | - | <input checked="" type="checkbox"/> | - | - | - | <input checked="" type="checkbox"/> | - | - | - | Std |
| Roof rails, High-gloss Shadowline Not with 3AA / 3AT | 3MC | - | <input checked="" type="checkbox"/> | <input type="checkbox"/> | <input checked="" type="checkbox"/> | - | <input checked="" type="checkbox"/> | <input type="checkbox"/> | <input checked="" type="checkbox"/> | - | <input checked="" type="checkbox"/> | <input type="checkbox"/> | <input checked="" type="checkbox"/> | <input type="checkbox"/> | <input checked="" type="checkbox"/> | - | <input checked="" type="checkbox"/> | <input type="checkbox"/> | <input checked="" type="checkbox"/> | - | <input checked="" type="checkbox"/> | <input type="checkbox"/> | <input checked="" type="checkbox"/> | - | <input checked="" type="checkbox"/> | <input type="checkbox"/> | <input checked="" type="checkbox"/> | £0 |
| Roof rails, Satin Aluminium Not with 3AA / 3MC | 3AT | - | <input type="checkbox"/> | <input checked="" type="checkbox"/> | <input type="checkbox"/> | - | <input type="checkbox"/> | <input checked="" type="checkbox"/> | <input type="checkbox"/> | - | <input type="checkbox"/> | <input checked="" type="checkbox"/> | <input type="checkbox"/> | <input type="checkbox"/> | <input checked="" type="checkbox"/> | - | <input type="checkbox"/> | <input checked="" type="checkbox"/> | <input type="checkbox"/> | - | <input type="checkbox"/> | <input checked="" type="checkbox"/> | <input type="checkbox"/> | - | <input type="checkbox"/> | <input checked="" type="checkbox"/> | <input type="checkbox"/> | £0 |
| Towbar, detachable Not with 3AR | 235 | <input type="checkbox"/> | <input type="checkbox"/> | <input type="checkbox"/> | <input type="checkbox"/> | <input type="checkbox"/> | <input type="checkbox"/> | <input type="checkbox"/> | <input type="checkbox"/> | <input type="checkbox"/> | <input type="checkbox"/> | <input type="checkbox"/> | <input type="checkbox"/> | <input type="checkbox"/> | <input type="checkbox"/> | <input type="checkbox"/> | <input type="checkbox"/> | <input type="checkbox"/> | <input type="checkbox"/> | <input type="checkbox"/> | <input type="checkbox"/> | <input type="checkbox"/> | <input type="checkbox"/> | <input type="checkbox"/> | <input type="checkbox"/> | <input type="checkbox"/> | <input type="checkbox"/> | £600 |



| | sDrive18i SE | sDrive18i Sport | sDrive18i xLine | sDrive18i M Sport | sDrive20i SE | sDrive20i Sport | sDrive20i xLine | sDrive20i M Sport | xDrive20i SE | xDrive20i Sport | xDrive20i xLine | xDrive20i M Sport | xDrive25e Sport | xDrive25e xLine | xDrive25e M Sport | sDrive18d SE | sDrive18d Sport | sDrive18d xLine | sDrive18d M Sport | xDrive18d SE | xDrive18d Sport | xDrive18d xLine | xDrive18d M Sport | xDrive20d SE | xDrive20d Sport | xDrive20d xLine | xDrive20d M Sport | Price |
|--|--------------|-----------------|-----------------|-------------------|--------------|-----------------|-----------------|-------------------|--------------|-----------------|-----------------|-------------------|-----------------|-----------------|-------------------|--------------|-----------------|-----------------|-------------------|--------------|-----------------|-----------------|-------------------|--------------|-----------------|-----------------|-------------------|-------|
|--|--------------|-----------------|-----------------|-------------------|--------------|-----------------|-----------------|-------------------|--------------|-----------------|-----------------|-------------------|-----------------|-----------------|-------------------|--------------|-----------------|-----------------|-------------------|--------------|-----------------|-----------------|-------------------|--------------|-----------------|-----------------|-------------------|-------|

INTERIOR EQUIPMENT

| | | | | | | | | | | | | | | | | | | | | | | | | | | | |
|---|-----|---|---|---|---|---|---|---|---|---|---|---|---|---|---|---|---|---|---|---|---|---|---|---|---|---|--------|
| Air conditioning, automatic with two-zone control | 534 | ■ | ■ | ■ | ■ | ■ | ■ | ■ | ■ | ■ | ■ | ■ | ■ | ■ | ■ | ■ | ■ | ■ | ■ | ■ | ■ | ■ | ■ | ■ | ■ | ■ | Std |
| Extended lighting Included within ZF1 | 563 | □ | □ | ■ | ■ | □ | □ | ■ | ■ | □ | □ | ■ | ■ | □ | ■ | ■ | □ | □ | ■ | ■ | □ | □ | ■ | ■ | ■ | ■ | n/a* |
| Extended storage | 493 | ■ | ■ | ■ | ■ | ■ | ■ | ■ | ■ | ■ | ■ | ■ | ■ | ■ | ■ | ■ | ■ | ■ | ■ | ■ | ■ | ■ | ■ | ■ | ■ | ■ | Std |
| Headlining, Anthracite | 775 | - | - | - | ■ | - | - | - | ■ | - | - | - | ■ | - | - | ■ | - | - | - | ■ | - | - | - | ■ | - | - | Std |
| Luggage compartment separating net | 413 | □ | □ | □ | □ | □ | □ | □ | □ | □ | □ | □ | □ | □ | □ | □ | □ | □ | □ | □ | □ | □ | □ | □ | □ | □ | £150 |
| Panoramic glass sunroof | 402 | □ | □ | □ | □ | □ | □ | □ | □ | □ | □ | □ | □ | □ | □ | □ | □ | □ | □ | □ | □ | □ | □ | □ | □ | □ | £1,000 |
| Rear-view mirror, automatically dimming | 431 | ■ | ■ | ■ | ■ | ■ | ■ | ■ | ■ | ■ | ■ | ■ | ■ | ■ | ■ | ■ | ■ | ■ | ■ | ■ | ■ | ■ | ■ | ■ | ■ | ■ | Std |
| Sun protection glass Included within ZMS | 420 | □ | □ | □ | □ | □ | □ | □ | □ | □ | □ | □ | □ | □ | □ | □ | □ | □ | □ | □ | □ | □ | □ | □ | □ | □ | £300 |

STEERING WHEELS

| | | | | | | | | | | | | | | | | | | | | | | | | | | | |
|--|-----|---|---|---|---|---|---|---|---|---|---|---|---|---|---|---|---|---|---|---|---|---|---|---|---|---|-----|
| M Sport steering wheel | 710 | - | - | - | ■ | - | - | - | ■ | - | - | - | ■ | - | - | ■ | - | - | - | ■ | - | - | - | ■ | - | - | Std |
| Multi-function controls for steering wheel | 249 | ■ | ■ | ■ | ■ | ■ | ■ | ■ | ■ | ■ | ■ | ■ | ■ | ■ | ■ | ■ | ■ | ■ | ■ | ■ | ■ | ■ | ■ | ■ | ■ | ■ | Std |
| Sport leather steering wheel, three-spoke | 255 | ■ | ■ | ■ | - | ■ | ■ | ■ | - | ■ | ■ | ■ | - | ■ | ■ | - | ■ | ■ | ■ | - | ■ | ■ | ■ | - | ■ | - | Std |

STEERING AND CHASSIS

| | | | | | | | | | | | | | | | | | | | | | | | | | | | |
|-------------------------------------|-----|---|---|---|---|---|---|---|---|---|---|---|---|---|---|---|---|---|---|---|---|---|---|---|---|---|------|
| Adaptive suspension Not with 704 | 223 | - | - | - | □ | - | - | - | □ | - | - | - | □ | - | - | - | - | - | □ | - | - | - | □ | - | - | - | £150 |
| M Sport suspension Not with 223 | 704 | - | - | - | ■ | - | - | - | ■ | - | - | - | ■ | - | - | - | - | - | ■ | - | - | - | ■ | - | - | - | Std |
| Performance Control | 2VG | ■ | ■ | ■ | ■ | ■ | ■ | ■ | ■ | ■ | ■ | ■ | ■ | ■ | ■ | ■ | ■ | ■ | ■ | ■ | ■ | ■ | ■ | ■ | ■ | ■ | Std |
| Servotronic | 216 | ■ | ■ | ■ | ■ | ■ | ■ | ■ | ■ | ■ | ■ | ■ | ■ | ■ | ■ | ■ | ■ | ■ | ■ | ■ | ■ | ■ | ■ | ■ | ■ | ■ | Std |

AUDIO AND COMMUNICATION

| | | | | | | | | | | | | | | | | | | | | | | | | | | | |
|---|-----|---|---|---|---|---|---|---|---|---|---|---|---|---|---|---|---|---|---|---|---|---|---|---|---|---|------|
| Apple CarPlay® preparation ^{1,2,3} | 6CP | ■ | ■ | ■ | ■ | ■ | ■ | ■ | ■ | ■ | ■ | ■ | ■ | ■ | ■ | ■ | ■ | ■ | ■ | ■ | ■ | ■ | ■ | ■ | ■ | ■ | Std |
| BMW Emergency Call ³ | 6AC | ■ | ■ | ■ | ■ | ■ | ■ | ■ | ■ | ■ | ■ | ■ | ■ | ■ | ■ | ■ | ■ | ■ | ■ | ■ | ■ | ■ | ■ | ■ | ■ | ■ | Std |
| BMW Navigation System | 6UN | ■ | ■ | ■ | ■ | ■ | ■ | ■ | ■ | ■ | ■ | ■ | ■ | ■ | ■ | ■ | ■ | ■ | ■ | ■ | ■ | ■ | ■ | ■ | ■ | ■ | Std |
| BMW Online Services ^{1,4} | 6AK | ■ | ■ | ■ | ■ | ■ | ■ | ■ | ■ | ■ | ■ | ■ | ■ | ■ | ■ | ■ | ■ | ■ | ■ | ■ | ■ | ■ | ■ | ■ | ■ | ■ | Std |
| BMW TeleServices ³ | 6AE | ■ | ■ | ■ | ■ | ■ | ■ | ■ | ■ | ■ | ■ | ■ | ■ | ■ | ■ | ■ | ■ | ■ | ■ | ■ | ■ | ■ | ■ | ■ | ■ | ■ | Std |
| Connected eDrive Services ^{1,3} | 6AU | - | - | - | - | - | - | - | - | - | - | - | ■ | ■ | ■ | - | - | - | - | - | - | - | - | - | - | - | Std |
| DAB digital radio | 654 | ■ | ■ | ■ | ■ | ■ | ■ | ■ | ■ | ■ | ■ | ■ | ■ | ■ | ■ | ■ | ■ | ■ | ■ | ■ | ■ | ■ | ■ | ■ | ■ | ■ | Std |
| Loudspeaker system – harman/kardon Included within ZMS | 674 | □ | □ | □ | □ | □ | □ | □ | □ | □ | □ | □ | □ | □ | □ | □ | □ | □ | □ | □ | □ | □ | □ | □ | □ | □ | £600 |
| Real Time Traffic Information (RTTI) ^{1,4} | 6AM | ■ | ■ | ■ | ■ | ■ | ■ | ■ | ■ | ■ | ■ | ■ | ■ | ■ | ■ | ■ | ■ | ■ | ■ | ■ | ■ | ■ | ■ | ■ | ■ | ■ | Std |
| Remote Services ^{1,3} | 6AP | ■ | ■ | ■ | ■ | ■ | ■ | ■ | ■ | ■ | ■ | ■ | - | - | - | ■ | ■ | ■ | ■ | ■ | ■ | ■ | ■ | ■ | ■ | ■ | Std |

Not with = these options are not available for ordering together / = Indicates 'or' * = Exclusively available as part of a pack, see Packs for further details. ¹ = Requires a free BMW ConnectedDrive account. ² = Compatibility and functions may vary due to the model year of the iPhone® and the version of software installed on it. Functions using a data connection will use data from the SIM card in the iPhone®. Additional data charges may be applied by the mobile network provider. cannot be guaranteed permanently due to potential future technical developments (of the Service availability and/or Smartphone compatibility/operating systems). ³ = Available and active without runtime limitations. Usage ⁴ = Available for 3 years, renewable thereafter.



| | sDrive18i SE | sDrive18i Sport | sDrive18i xLine | sDrive18i M Sport | sDrive20i SE | sDrive20i Sport | sDrive20i xLine | sDrive20i M Sport | xDrive20i SE | xDrive20i Sport | xDrive20i xLine | xDrive20i M Sport | xDrive25e Sport | xDrive25e xLine | xDrive25e M Sport | sDrive18d SE | sDrive18d Sport | sDrive18d xLine | sDrive18d M Sport | xDrive18d SE | xDrive18d Sport | xDrive18d xLine | xDrive18d M Sport | xDrive20d SE | xDrive20d Sport | xDrive20d xLine | xDrive20d M Sport | Price |
|--|--------------|-----------------|-----------------|-------------------|--------------|-----------------|-----------------|-------------------|--------------|-----------------|-----------------|-------------------|-----------------|-----------------|-------------------|--------------|-----------------|-----------------|-------------------|--------------|-----------------|-----------------|-------------------|--------------|-----------------|-----------------|-------------------|-------|
|--|--------------|-----------------|-----------------|-------------------|--------------|-----------------|-----------------|-------------------|--------------|-----------------|-----------------|-------------------|-----------------|-----------------|-------------------|--------------|-----------------|-----------------|-------------------|--------------|-----------------|-----------------|-------------------|--------------|-----------------|-----------------|-------------------|-------|

LIGHT ALLOY WHEELS

| | | | | | | | | | | | | | | | | | | | | | | | | | | | | |
|---|-----|---|---|---|---|---|---|---|---|---|---|---|---|---|---|---|---|---|---|---|---|---|---|---|---|---|---|------|
| 17" V-spoke style 560 | 23E | ■ | - | - | - | ■ | - | - | - | ■ | - | - | - | - | - | ■ | - | - | - | ■ | - | - | - | ■ | - | - | - | Std |
| 17" Double-spoke style 564 | 24C | □ | - | - | - | □ | - | - | - | □ | - | - | - | - | - | □ | - | - | - | □ | - | - | - | □ | - | - | - | £0 |
| 18" Y-spoke style 566 | 28C | - | - | □ | - | - | - | □ | - | - | □ | - | - | □ | - | - | - | □ | - | - | - | □ | - | - | □ | - | - | £0 |
| 18" Double-spoke style 578, Jet Black | 1UT | - | ■ | - | - | - | ■ | - | - | - | ■ | - | - | ■ | - | - | ■ | - | - | - | ■ | - | - | ■ | - | - | - | Std |
| 18" Y-spoke style 579, Bicolour | 1X0 | - | - | ■ | - | - | ■ | - | - | - | ■ | - | - | ■ | - | - | - | ■ | - | - | - | ■ | - | - | ■ | - | - | Std |
| 19" Y-spoke style 511 | 28B | - | □ | - | - | - | □ | - | - | - | □ | - | - | □ | - | - | - | □ | - | - | - | □ | - | - | □ | - | - | £550 |
| 18" M Double-spoke style 570 M, Bicolour | 21D | - | - | - | ■ | - | - | - | ■ | - | - | - | ■ | - | - | - | - | - | ■ | - | - | - | - | - | - | ■ | - | Std |
| 19" Y-spoke style 580, Bicolour | 1X2 | - | - | □ | - | - | - | □ | - | - | □ | - | - | □ | - | - | - | □ | - | - | - | □ | - | - | □ | - | - | £550 |
| 19" M Double-spoke style 816 M, Bicolour Only with ZMS | 1RS | - | - | - | □ | - | - | - | □ | - | - | - | □ | - | - | - | - | □ | - | - | - | □ | - | - | - | □ | - | n/a* |



17" V-spoke style 560

17" Double-spoke style 564

18" Y-spoke style 566

18" Double-spoke style 578, Jet Black

18" Y-spoke style 579, Orbit Grey

19" Y-spoke style 511

18" M Double-spoke style 570 M, Bicolour

19" Y-spoke style 580, Bicolour

19" M Double-spoke style 816 M, Bicolour

| | | | | |
|--|-----------------|-----------------|-------------------|-------|
| | xDrive25e Sport | xDrive25e xLine | xDrive25e M Sport | Price |
|--|-----------------|-----------------|-------------------|-------|

360° ELECTRIC

| | | | | |
|--|---|---|---|------------------------|
| Digital Charging Service – 12 months subscription ¹ | ■ | ■ | ■ | n/a |
| Home charging: BMW i Wallbox Connect (32 Amp) with Standard Installation ² | □ | □ | □ | From £975 ⁺ |
| Public Charging: BMW i AC Rapid Charge Cable (5 metre length) – Max 32 Amp 3-phase public charging cable, Type 2 connectors | ■ | ■ | ■ | n/a |
| Public Charging: BMW i AC Fast Charge Cable (8 metre length) – Max 32 Amp 1-phase public charging cable, Type 2 connectors | □ | □ | □ | £195 |
| Public charging: ChargeNow – Pay as you go charging ³ | □ | □ | □ | £7.85 per month |
| Assistance Services – BMW i Mobile Care – Battery Warranty – Vehicle Warranty | ■ | ■ | ■ | n/a |

READY TO TAKE THE NEXT STEP?



⁺ = Subject to OLEV subsidy and qualification which may be liable to change. For more information please see www.charging.bmwgroup.com/web/360electric-uk ¹ = 12 months subscription from production date only, renewable thereafter for £45 per annum via the ConnectedDrive Store. ² = Includes 3 year warranty. ³ = Available as a stand alone service. Terms and Conditions apply, find out more at www.chargenow.com The design of the charging cable may vary from image shown.

■ Standard equipment □ Optional equipment



BMW CONNECTED DRIVE SERVICES.

BMW ConnectedDrive keeps driver and vehicle connected with the outside world. Digital services, driver-focused technologies and driver assistance systems provide more comfort, more entertainment and more safety. Increase your driving pleasure – with BMW ConnectedDrive.

For further information on BMW ConnectedDrive and the General Terms and Conditions of Service for ConnectedDrive, please see: www.bmw.co.uk/connecteddrive-information

The BMW ConnectedDrive Hotline is available on: +44 (0) 800 561 0555 from Monday to Friday 8am – 7pm and Saturday to Sunday 9am – 5pm.

GENERAL INFORMATION

BMW (UK) Ltd, Summit ONE, Summit Avenue, Farnborough, Hampshire, GU14 0FB (hereinafter referred to as “BMW”) provides the customer with certain vehicle-related information and assistance functions (hereinafter called “Services”) under the name of “BMW ConnectedDrive”. BMW collects, stores or processes car-related data in compliance with applicable law and only to the extent necessary to provide the Services. BMW does not collect, store or process personal data in course of the Services – except where this is explicitly stated in the service description of the individual Services. In the case of Services that require personal data to be collected, stored and processed so that such Services can actually be provided, BMW informs customers of this in advance by providing this data protection notice. The Services are provided by means of a SIM card installed in the vehicle.

CONNECTED DRIVE SERVICES DURATION

| | |
|-------------------------------------|---|
| BMW Connected+ | 1 year |
| Online Entertainment (6FV) | 1 year |
| BMW Online Services (6AK) | 3 years |
| Real Time Traffic Information (6AM) | 3 years |
| Apple CarPlay® preparation (6CP) | Available and active without runtime limitations. |
| BMW Emergency Call (6AC) | Available and active without runtime limitations. |
| BMW TeleServices (6AE) | Available and active without runtime limitations. |
| Connected eDrive Services (6AU) | Available and active without runtime limitations. |
| Remote Services (6AP) | Available and active without runtime limitations. |

AVAILABILITY OF THE SERVICE

The complete range of Services is only available for customers whose vehicles are approved in United Kingdom, and only within United Kingdom.

“BMW Emergency Call” (6AC) is available to customers in United Kingdom, Germany, Austria, Italy, San Marino, Vatican, France, Monaco, Switzerland, Liechtenstein, Belgium, Luxembourg, the Netherlands, Ireland, Spain, Andorra, Portugal, Sweden, Norway, Czech Republic, Poland, Turkey and Russia. “TeleServices” (6AE), “Concierge services” (6AN), “Remote Services” (6AP) and “BMW Online” (6AK) can be accessed on any mobile communication network in Europe. When used abroad, the range and characteristics of the service may vary from the range and characteristics described above and may vary from country to country. “Real Time Traffic Information” (6AM) is available in United Kingdom, Germany, Austria, Italy, France, the Netherlands, Switzerland, Belgium, Republic of Ireland, Spain, Portugal, Sweden and Norway. “Online Entertainment” (6FV) is available for use in United Kingdom, Germany, France, Italy, Spain, Belgium, Luxembourg, the Netherlands, Austria and Switzerland.

DEACTIVATION

You can have the BMW ConnectedDrive services deactivated through an authorised BMW centre, a BMW subsidiary or a BMW authorised workshop at any time. This also has the consequence that aspects of the emergency call in the vehicle as well as all remaining Services will no longer function.

You can additionally arrange for the remaining Services to be deactivated via “My BMW ConnectedDrive”.

If the vehicle is equipped with the legally required EU Emergency Call (as from April 2018) a deactivation of the BMW ConnectedDrive basic services will not deactivate the vehicle’s built-in SIM card. It has to remain active, so that the EU Emergency Call is functional all the time.

Services that are available and active without runtime limitations, cannot be guaranteed for permanent usage due to potential future technical developments (of the Service availability and/or Smartphone compatibility/operating systems).



CODE GLOSSARY.

| | | | | | | | |
|------------------|--|------------|--|------------|---|---------------|---|
| 1AG | Larger fuel tank capacity | 3MC | Roof rails, High-gloss Shadowline | 4WF | Interior trim, Aluminium Hexagon with Estoril Blue finisher | 6AU | Connected eDrive Services |
| 205 | Automatic transmission | 402 | Panoramic glass sunroof | 508 | Park Distance Control (PDC), front and rear | 6CP | Apple CarPlay® preparation |
| 216 | Servotronic | 413 | Luggage compartment separating net | 521 | Rain sensor with automatic headlight activation | 6NW | Enhanced Bluetooth with wireless charging |
| 223 | Adaptive suspension | 420 | Sun protection glass | 534 | Air conditioning, automatic with two-zone control | 6UN | BMW Navigation System |
| 235 | Towbar, detachable | 430 | Exterior mirrors – electrically folding with anti-dazzle | 544 | Cruise control with braking function | 6UP | BMW Navigation Plus |
| 248 | Steering wheel heating | 431 | Rear-view mirror, automatically dimming | 552 | Adaptive LED headlights | 704 | M Sport suspension |
| 249 | Multi-function controls for steering wheel | 459 | Seat adjustment – front, electric with driver memory | 563 | Extended lighting | 710 | M Sport steering wheel |
| 255 | Sport leather steering wheel, three-spoke | 481 | Sport seats, front | 5A1 | LED foglights, front | 760 | Exterior trim, High-gloss Shadowline |
| 2NH | M Sport braking system | 488 | Lumbar support, front | 5A2 | LED headlights | 775 | Headlining, Anthracite |
| 2TB | Sport automatic transmission | 493 | Extended storage | 5AR | Traffic Jam Assist | EG | Grid cloth upholstery |
| 2TC | Sport Dual-clutch automatic transmission | 494 | Seat heating, front | 5AT | Driving Assistant Plus | KF | Nivala cloth / Sensatec upholstery |
| 2TF | Dual-clutch automatic transmission | 4F7 | Interior trim, Fine Oak matt wood with Pearl Chrome finisher | 5DF | Active Cruise Control with Stop&Go function | LC/ PD | Dakota leather upholstery |
| 2VE | M Sport Steering | 4FD | Sliding rear seat bench | 5DP | Park Assist | met | Metallic paintwork |
| 2VG | Performance control | 4FS | Interior trim, Oxide Silver with Black, High-gloss finisher | 610 | Head-up Display | uni | Non-metallic paintwork |
| 300 / 5DD | Space-saver spare wheel with car jack | 4GQ | M seat belts | 654 | DAB digital radio | ZF1 | Comfort Pack I |
| 316 | Automatic tailgate | 4LR | Interior trim, Fineline Stream wood with Pearl Chrome finisher | 674 | Loudspeaker system – harman/kardon | ZF2 | Comfort Pack II |
| 322 | Comfort Access | 4LS | Interior trim, Brushed Aluminium with Pearl Chrome finisher | 6AC | BMW Emergency Call | ZMS | M Sport Plus Pack |
| 3AA | Roof rails, Black | 4LU | Interior trim, High-gloss Black with Pearl Chrome finisher | 6AE | BMW TeleServices | ZT1 | Tech Pack I |
| 3AG | Reversing Assist camera | 4U9 | eDrive exterior sound | 6AK | BMW Online Services | ZT2 | Tech Pack II |
| 3AR | Bike rack preparation | | | 6AM | Real Time Traffic Information | | |
| 3AT | Roof rails, Satin Aluminium | | | 6AP | Remote Services | | |
| 3L8 | Exterior trim, Satin Aluminium | | | | | | |