

The BMW X6

www.bmw.co.uk



The Ultimate Driving Machine



THE BMW X6.

JOY LEAVES THE ORDINARY BEHIND.

BMW EfficientDynamics
Less emissions. More driving pleasure.



Official partner of the
Olympic and Paralympic Games



THE BMW X6.

Experience a Coupé like no other.

BMW EfficientDynamics
Less emissions. More driving pleasure.

Contents

The BMW X6

04 | 15 Exterior

16 | 19 Interior

Technology

20 | 21 BMW EfficientDynamics

22 | 25 Engines

26 | 27 Technology

28 | 29 Safety | Head-up Display

30 | 31 BMW ConnectedDrive

Equipment

32 | 35 Colours

36 | 37 Combination examples

38 | 39 Functionality

40 | 51 Standard | Optional equipment

52 | 53 Dynamic package

54 | 55 Advanced technology

56 | 60 Standard equipment

61 | 62 Technical data

63 BMW Performance

64 | 65 Genuine BMW Accessories | BMW Individual

66 | 67 London 2012 Olympic and Paralympic Games

68 | 69 BMW Service | BMW Financial Services

Its elegance will fascinate you. Its agility inspire you. And its presence impress you through and through. The BMW X6 represents the fusion of athletic Coupé charisma with the authority and versatility of a Sports Activity Vehicle. Wherever you want to go, with the BMW X6 you can overcome every hurdle.



BMW X6
xDrive50i

Equipment of model shown:

Engine: V8 with Twin-turbo
Output: 408hp (300kW)
Wheels: 20" light alloy
Star-spoke style 259
Exterior colour: Vermilion Red metallic
Upholstery: Oyster Nevada leather
Interior trim: Dark Bamboo wood

For information on fuel consumption and CO₂ emissions see page 61.



BMW UK on Facebook
www.facebook.com/bmwuk



LEAVE THE ORDINARY BEHIND.
CHOOSE EXTRAORDINARY.



FIRE MEETS WATER.

The BMW X6 reveals its full and true vocation when the range of class-leading engines unleash their force on the road. The high-performance units react to the lightest touch of the accelerator with controlled power and impressively eager responsiveness. Whatever the choice, a dynamic drivetrain lies at the core of the Coupé's attraction. The result is a car as profoundly capable as it is eminently controllable.



A FORM AGAINST THE NORM.

An unmistakable exterior hints strongly at an inimitable driving experience. You can see an innate desire to surge forward. But it's also something you can intuitively feel in the BMW X6. The virtually 50:50 front-to-rear weight distribution, in particular, creates a driving experience as balanced and harmonious as the styling of this remarkable car. The only thing that could lose its composure in the BMW X6 is likely to be your pulse.

**WHATEVER THE ROAD THROWS AT IT,
THANKS TO xDRIVE THE BMW X6 REMAINS UNRUFFLED.**

Gravel, rain, snow – road conditions are constantly changing. Thanks to the intelligent xDrive four-wheel-drive system, the BMW X6 reacts to each and every change in fractions of a second – and you can rely on the outstanding driving characteristics of the BMW X6 in any situation. That's because this system identifies where drive is required and distributes it flexibly between the front and rear axes. The BMW X6 therefore boasts optimum traction, not only through corners. Even in the most challenging conditions, you will enjoy unrestricted dynamics and agility along with increased stability and safety. In short, the BMW X6 proves with impressive style that it's at home on any road.



**FEEL CLOSER TO THE ROAD.
FROM A COMMANDING HEIGHT.**

Precise handling intensifies the enjoyment of every move you make at the wheel of the BMW X6. Near perfect 50:50 weight distribution between the front and rear axles and advanced chassis tuning deliver outstanding agility, and an intuitive feel for the road. The intelligent xDrive four-wheel-drive system ensures optimum traction on all surfaces, and for further assistance there's Dynamic Performance Control. This innovation compensates for oversteer and understeer by shifting drive between the rear wheels, for accurate and enjoyable cornering. It all makes the BMW X6 the world's first Coupé to guarantee driving pleasure wherever you are, whatever the road surface.





**JOURNEY'S END...
TIME TO REFLECT ON A CAPTIVATING
BLEND OF TALENTS.**

SPORTING EXCITEMENT KICKS IN AT 0 MPH.

For the fortunate few, the best place to enjoy the dynamics and sporting ambience of the BMW X6 will be at the wheel. The consistent focus on driving interaction starts with the steering wheel itself – its automatic transmission paddles enabling you to change gears sequentially, motorsport-style, in a fraction of a second. There are even kneepads: a key comfort factor when the traffic clears, the road opens up and you choose to attack a series of bends. The raised seating position gives an excellent view of the surroundings, and all controls are laid out clearly and intuitively so the focus stays on the drive. To mark your BMW X6 apart even further, the dashboard can be trimmed in exclusive and supple leather, as shown here.



SAVOUR SPORTS COUPÉ LUXURY. FROM THE COMFORT OF ANY SEAT.

The generously proportioned interior of the BMW X6 unites opulence with a sporting edge in stylish harmony. High-quality, skillfully crafted materials foster a mood of contentment and well-being – all the better to revel in the car's outstanding performance. The optional automatic air conditioning with four-zone control delivers an optimum climate to each passenger via personal controls. Rear-seat passengers are both cosseted and firmly supported in two ergonomically shaped individual seats, better to savour the BMW X6 experience. This is a breed of Coupé that means pleasure for all on board.



BMW EFFICIENT DYNAMICS – MAKING A LITTLE GO A LONG WAY.

BMW has long been at the forefront of the automotive industry in pursuing efficient driving technologies as part of our multi-award winning sustainability strategy. BMW EfficientDynamics represents a comprehensive package of innovative technologies for reducing fuel consumption and emissions – whilst simultaneously increasing driving dynamics. Through these innovations the BMW Group has been able to reduce the CO₂ emissions of its entire fleet by approximately 30% since 1995. Currently 32 models produce less than 140g of CO₂ per kilometre and more than two million BMW vehicles have already been equipped with EfficientDynamics technologies. BMW intends to achieve a further 25% reduction in CO₂ emissions by 2020.

BMW EfficientDynamics – Takes so little, yet gives so much.

Through tireless research, BMW is consistently producing innovations for the energy efficient mobility of the future. The BMW X6 like every BMW, incorporates many aspects of the multi-award-winning BMW EfficientDynamics technology as standard. These technologies interact perfectly to reduce fuel consumption and CO₂ emissions while maximising performance and dynamism. Less fuel, more driving pleasure – a paradox that BMW has resolved once and for all. For the benefit of the environment and the enjoyment of the driver.

Vision becomes reality – In 2014 BMW plans to produce a 2+2 sports car that will feature groundbreaking plug-in-hybrid technology combining sports-car performance (0–62mph in 4.8 seconds) with small-car consumption (75.1mpg combined with CO₂ emissions of 99g/km). This will emphasise BMW's position as the world's leading manufacturer of exceptionally sporty yet incomparably efficient vehicles. The BMW Vision EfficientDynamics test model has a latest-generation fully hybrid system producing 328hp (241kW). A three-cylinder turbo diesel engine (120kW, 290Nm torque) combines with a hybrid synchronous engine on the front axle (225Nm) and a fully hybrid drive system on the rear axle (210Nm), giving the vehicle a range of up to 435 miles. This sports car's dynamism to fuel consumption ratio is without equal.

www.bmw.co.uk/EfficientDynamics

BMW EFFICIENT DYNAMICS TECHNOLOGY HIGHLIGHTS ON THE BMW X6:



High-precision direct injection.

In this cutting-edge generation of petrol direct injection, the Piezo injectors are positioned very close to the spark plugs. They inject the fuel at high pressure and with extreme precision. The injectors' central positioning means only part of the combustion chamber needs to be filled with an ignitable petrol-air mixture, thus improving fuel consumption.

Reduced Rolling Resistance Tyres.


While the car is in motion, the tyres are constantly changing shape and that uses up energy and fuel. Tyres with reduced rolling resistance have an improved design and use special materials for their road treads and side walls, thus reducing deformation.

Lightweight Engineering.

Lightweight materials have been introduced across the BMW range to create lighter engines and bodywork. The new materials reduce drag, making the car more responsive and improve handling for a more involved drive. And of course, the lighter the car the less fuel used and the lower the CO₂ emissions.

Individual EfficientDynamics technologies may be excluded depending on the model and optional equipment chosen. Your BMW Dealer will be pleased to provide you with more information.


BMW EfficientDynamics
Less emissions. More driving pleasure.



Providing the power for a sporty driving experience at all times: the BMW V8 petrol engine with twin turbochargers in V-arrangement and High-precision direct injection.

THE SOULFUL PRESENCE OF EIGHT CYLINDERS, WITH ACCELERATION TO MATCH.

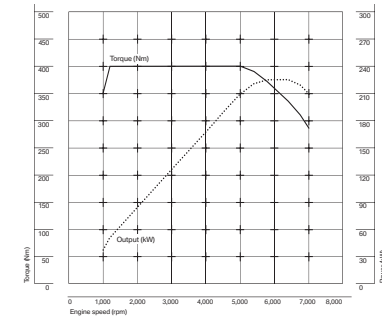
The range of powerplants effortlessly keeps the promise made by the design of the BMW X6. Instantaneous power delivery and masterful refinement provide undiluted driving pleasure. Leading the field, with breathtaking acceleration figures and a rousing soundtrack, is the V8 petrol engine with twin turbochargers in the X6 xDrive50i. This immediately responsive powerplant ensures just 5.4 seconds for the sprint from 0 to 62mph (100km/h). It develops a maximum power output of 408hp (300kW) from its 4.4 litre capacity and delivers maximum torque of 600Nm as low down as 1,750rpm. High-precision direct injection also ensures efficient fuel combustion. The result: combined fuel economy of 22.6mpg (12.5l/100km).



BMW EfficientDynamics
Less emissions. More driving pleasure.

SIX CYLINDERS. ONE UNIQUE FEELING.

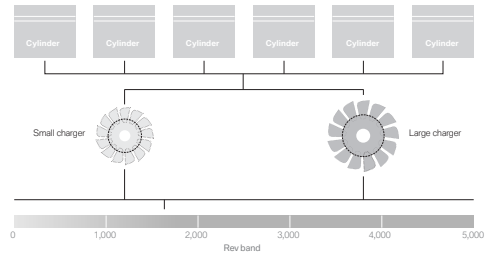
With its powerful six-cylinder in-line engine, the X6 xDrive35i sprints from 0 to 62mph (100km/h) in 6.7 seconds. Instant responses, refinement and smoothness, and torque of 400Nm are the stand-out features of this Twin-turbo engine with 306hp (225kW) and displacement of 3.0 litres. The High-precision direct injection reduces fuel consumption on the combined cycle to 28.0mpg (10.1l/100km). The engines for the BMW X6 are not only among the sportiest in the world, but thanks to a host of innovative technologies they are some of the most efficient. (For more information on fuel consumption and CO₂ emissions turn to page 61.)



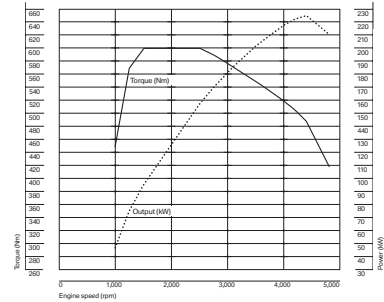
High revs meet pulling power: vigorous responses and maximum torque on tap early on – such as here in the BMW X6 xDrive35i – ensure endless driving enjoyment.

POWER EXPRESSED IN A SINGLE LETTER: d.

BMW diesel engines impress with their incomparable performance, while making extremely efficient use of fuel. Take the X6 xDrive40d with two-stage Twin-turbo. This is one of the world's sportiest diesels and brings supreme, unadulterated power to the road. It takes the car to the 62mph (100km/h) mark in only 6.5 seconds. The 3.0 litre engine's remarkably vivacious nature comes from 306hp (225kW) and peak torque of 600Nm. Two turbochargers of different sizes working intelligently in tandem, give the engine instantaneous responses over a broad rev band – and with combined fuel economy of 37.7mpg (7.5l/100km).



Variable Twin-turbo technology uses two turbochargers of differing sizes in sequence, to develop effortless power across the entire rev band. At low revs, the smaller turbocharger works alone, while the larger one adds boost as engine speed increases.



Outstanding driveability: the BMW X6 xDrive40d reaches its peak torque of 600Nm at only 1,500rpm. The engine provides muscular delivery across the whole rev range.



A DIESEL THAT TURNS TORQUE INTO TOTAL PLEASURE.

The powerful six-cylinder diesel unit in the X6 xDrive30d also combines efficiency and power to impressive effect. Torque of 540Nm as low down as 1,750rpm and 245hp (180kW) enable acceleration from 0 to 62mph (100km/h) in 7.5 seconds. The four-valve cylinder head and single turbocharger with adjustable blades ensure that the engine receives optimal fuel supply, and thus help toward particularly efficient combustion. Indeed, official fuel consumption on the combined cycle works out at a frugal 38.2mpg (7.4l/100 km).

(For more information on fuel consumption and CO₂ emissions turn to page 61.)

BMW EfficientDynamics
Less emissions. More driving pleasure.



DEPARTS FROM THE NORM, NOT FROM YOUR CHOSEN PATH. DYNAMIC PERFORMANCE CONTROL.

Safer, more precise, more agile: Dynamic Performance Control defines a new standard of sporty driving pleasure. This innovative control system boosts driving pleasure with every mile you cover. Tenacious roadholding and sublime handling are the result of this technology. The effects are noticeable above all when taking a bend, shrinking the X6 around you and finding unimagined levels of agility. Dynamic Performance Control directs more drive power onto the outside rear wheel. The BMW X6 then follows the chosen curve more accurately, meaning you can experience optimum steering behaviour and attain a higher speed through bends in perfect safety. This is made possible by an infinitely-variable distribution of drive between the left and right wheels on the rear axle. Depending on the driving situation, the higher driving torque is directed at the wheel that can make best use of it. Dynamic Stability Control Plus (DSC+) is still on patrol in the background,

its interventions minimised thanks to traction being maximised. Meaning more secure acceleration and more driving pleasure.

In addition, Dynamic Performance Control counteracts both oversteer and understeer and increases the stability of the BMW X6. This control system assists you even in difficult road conditions: when you're driving over challenging surfaces, the rear wheel with more grip is allocated more driving torque. This drastically boosts traction, allowing the X6 to surge ahead. In other words: Dynamic Performance Control lets you savour the BMW X6's drive to perform, in absolutely any situation.



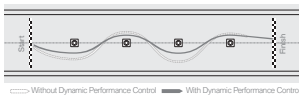
On a right hand bend, weight transfer means the left rear wheel is pressed harder into the road and can thus generate more traction. Accordingly, Dynamic Performance Control distributes more driving torque to the left rear wheel.



If you're driving straight ahead, the drive to the rear axle is distributed evenly over both rear wheels: for optimum acceleration.



On a left hand bend, Dynamic Performance Control allocates more drive to the right rear wheel, since it can transfer more torque to the road.

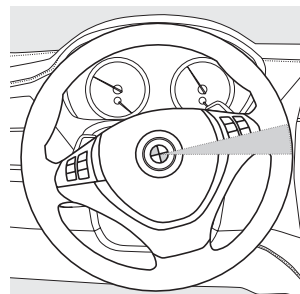


With Dynamic Performance Control, you can take corners with more confidence. Flexible drive distribution between the rear wheels not only lets you experience significantly greater control and precision at the wheel, but you'll also enjoy a palpable increase in agility and sportiness, because this system actively distributes traction. The result: unimagined driving pleasure.

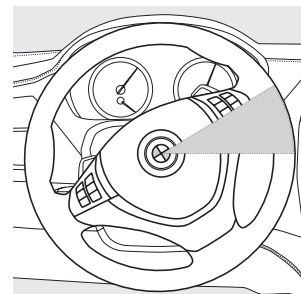
CORNERS CANNOT BE CHANGED. BUT YOU CAN ALWAYS GET MORE FUN OUT OF THEM.

The meticulously tuned chassis and intelligent xDrive four-wheel-drive system, allow you to enjoy dynamic driving pleasure in any situation. Optional Active Steering (available on xDrive35i and xDrive50i) ensures greater cornering enjoyment by enabling even more direct and precise steering – and greater agility on twisty sections of road in particular. A planetary gear set integrated into the steering column varies the steering angle according to the car's speed. At low and moderate speeds, the angle of the front wheels is increased for a given steering wheel input – a real bonus during parking and low speed manoeuvring. When the steering wheel is turned by the same amount

at high speeds, the response of the front wheels is reduced and the X6 remains precisely on track. Greater agility is also provided by Adaptive Drive (optional on xDrive50i), an active chassis system which stabilises the BMW X6, especially under heavy lateral acceleration. Active stabilisers on the front and rear axles, with integral hydraulic elements, reduce roll to a minimum through corners. Plus, the dampers automatically reduce any waywardness under braking, for example. The effect will put a smile on the face of not only the driver, but each rear passenger too, because they also benefit from the extraordinary level of stability and high composure.




At low to medium speeds, Active Steering transmits steering input very energetically. The response is extremely pronounced, relative to steering wheel input, making the X6 particularly agile and manoeuvrable.



At higher speeds, the steering ratio is less direct – responding less to the same steering wheel input. This ensures, for instance, relaxed stability on the motorway, making for especially safe and precise steering movements.



The optional Adaptive Headlights register when you are turning into a bend. The swivelling headlights follow the direction of the car and optimally illuminate the line of the curve.



The high-strength steel passenger cell offers optimum rigidity and protection. It boasts additional reinforcement in critical areas for maximum safety. In the event of a collision, head airbags for all the seats and front and side airbags for the front occupants minimise the risk of injury.

RELAX AND LET YOUR HEART BEAT FASTER.

The BMW X6 offers outstanding all-round protection to you and your passengers. A wealth of intelligent active and passive features ensure maximum safety at all times, leaving you relaxed to enjoy the drive. Particularly noteworthy is the support of Dynamic Brake Control (DBC), an advanced feature of the Dynamic Stability Control Plus (DSC+) chassis management system. Emergency braking situations are recognised as soon as they are encountered, with DBC ensuring brake pressure is built up extremely rapidly and, if necessary, as far as the ABS control range, to significantly shorten stopping distances.

Similarly reassuring, the brilliant Xenon headlights, supplied as standard on the BMW X6, can be enhanced with optional Adaptive Headlights to provide increased visibility in difficult road conditions. This technology pivots the headlights to provide optimum illumination of corners as you enter them. Sensors record the steering angle, yaw rate and road speed, activating electric motors which turn the Xenon headlights as required. These are just two examples drawn from a host of active safety technology offered by BMW, with the express aim of getting you home unscathed.

Added to that is a raft of systems to protect you from injury should the unthinkable happen. The use of high-strength multi-phase steels has allowed BMW's engineers to create an extremely stable passenger cell, offering occupants exceptional safety. In a frontal collision, a pre-defined deformation area absorbs impact energy before it reaches the safety cell, whilst in a rear impact the strengthened body also enhances safety, as extensive crash testing has confirmed. Additionally, high-strength structural reinforcement has been integrated into all four doors, to protect passengers in a side-on collision by reducing intrusion to the passenger cell.

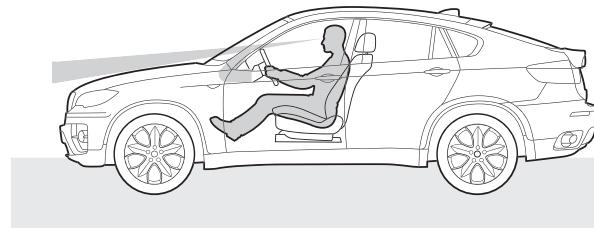
The occupants are further protected by advanced and coordinated restraint systems, which increase safety in virtually all accident scenarios. The airbags, including head airbags for those in all seats, prevent injuries sustained from impact with the inside of the car and the object the car has collided with, as well as offering full-length protection from shattered glass. The three-point belt system on all seats (with additional integral pyrotechnical belt tensioners and belt force governors on the front seats) provides optimum restraint in all accidents. The roll-over sensor evaluates data supplied by DSC+, and in the event of the car rolling over, can trigger passive safety systems such as the head airbag system, belt tensioners and active headrests.

The result of all this: driving pleasure is the only thing to make your heart beat faster in the BMW X6.




EVERYTHING IN VIEW – INCLUDING THE ROAD.

The optional Head-up Display for the BMW X6 makes a major contribution to safety. A projection unit behind the instrument panel uses a TFT display to beam – in virtually all light conditions – an easy to read, high-contrast image into the driver's field of vision. This allows you to read important data from the image without taking your eyes off the road. Both height and brightness of the display are adjustable, and each pixel consists of an individually managed transistor, to present a wide range of driver-defined information – from current speed and navigation arrows for your journey, to current vehicle data. Thus, the X6 driver is informed of the current status of the car without having to shift their line of sight.



The optional Head-up Display shows relevant information – such as the car's speed – directly into the driver's field of vision. The height-adjustable display ensures that nothing distracts from what's happening on the road.



BMW CONNECTED DRIVE: INTELLIGENT NETWORKING OF DRIVER, CAR AND ENVIRONMENT.

The IT revolution has changed the way we live. For BMW drivers, it has become normal to view their vehicle as another networked component of their lives – they expect to be able to access information on the go, communicate with others, and keep up with the latest news. The term BMW ConnectedDrive therefore comprises all packages and innovative technologies that enable BMW vehicles and their occupants to connect with the outside world.

The next generation of automotive technology. The BMW Vision ConnectedDrive was developed to demonstrate how BMW ConnectedDrive technologies will continue to pioneer automotive innovations in the future. The concept was consciously designed as a roadster to allow optimal insight into the display and operation of future BMW ConnectedDrive features. Such features include a three-dimensional Head-up Display with Augmented Reality, vehicle-to-vehicle intelligent communication and a new Emotional Browser for sourcing relevant information on the surrounding environment. Three fibre optic light installations flow around the cabin to represent the key BMW ConnectedDrive areas of convenience, infotainment and safety. More information on this concept and future connected mobility projects can be found within our Future Lab.

www.bmw.com/futurelab



Convenience.



Real Time Traffic Information (RTTI). Provides a precise account of current traffic situations in real time. The information is presented on the Navigation map by using a colour coding system indicating the flow of traffic. Road networks are divided into distances as short as 500m for superior accuracy and dependency. Information is automatically updated every 3 minutes allowing the driver to monitor whether the traffic situation is improving or worsening. The system also recommends for or against alternative routes based on the potential time saving benefits.



Park Distance Control (PDC). This allows for easy parking and manoeuvring in confined spaces. Acoustic signals and a visual indicator in the Control Display advise you when the front or rear of the vehicle is approaching an object. Distances are measured by ultrasound sensors in the bumpers.

Infotainment.



Mobile application preparation. Preparation for iPhone applications are integrated into the vehicle Control Display in combination with a compatible iPhone. With the optional Mobile application preparation feature, users can download the BMW Connected iPhone application free of charge. With this app you're no longer limited to listening to local radio. Using the iDrive system, you can select web radio stations from around the world. You can also call up the latest status reports from your Facebook or Twitter accounts on the Control Display. With this option, audio playback from the iPhone is controlled from the vehicle Control Display using the iPhone user interface.

Safety.




Head-up Display. Important driving information such as current speed is projected onto the windscreen in the driver's direct field of vision. Direction arrows from the navigation system, cruise control functions and Check Control data can also be displayed.

Certain BMW ConnectedDrive features are optional dependant on the model and options chosen. Screens and Services may differ in the UK. BMW Assist services require a connection to a UK mobile telephone network and are not available on the Isle of Man, Channel Islands or in the Republic of Ireland. Some services are available in other European countries, please refer to your local BMW Dealer for more information.

■ Standard equipment □ Optional equipment

Exterior colours.



■ 300 Alpine White, non-metallic



■ 668 Jet Black, non-metallic



■ 354 Titanium Silver, metallic



■ 475 Black Sapphire, metallic



■ A14 Mineral Silver, metallic



■ A35 Monaco Blue, metallic



■ A52 Space Grey, metallic



■ A76 Deep Sea Blue, metallic



■ A81 Tasman, metallic



■ A82 Vermilion Red, metallic



BMW Individual




□ BMW Individual X02 Citrine Black metallic²



□ BMW Individual X03 Ruby Black metallic²



□ BMW Individual S34 Azurite Black metallic²



□ BMW Individual X01 Pearl Silver metallic²

These pages show the colours and materials available for the BMW X6. Use them to identify your favourite colours, or compare various combinations. The colour samples are designed to give you a first impression of paints and materials. Experience has shown, however, that printed versions of paint and upholstery colours cannot in all cases faithfully replicate the appearance of the originals. We recommend therefore that you consult your BMW Dealer on your preferred colour choices. They will be happy to show you larger samples and assist you with special requests.

Upholstery colours.



■ LUSW Black, Nevada leather



■ LUB4 Beige, Nevada leather



■ LUD3 Saddle Brown, Nevada leather



■ LUCX Chateau, Nevada leather



■ LUCX Oyster, Nevada leather



□ GHWS Black, Alcantara/leather



□ GHCH Chateau, Alcantara/leather




□ LVSW Black, Nevada leather, perforated¹



□ LVB4 Beige, Nevada leather, perforated¹



□ NASW Black, Exclusive Nappa leather



□ NAB4 Beige, Exclusive Nappa leather



BMW Individual



□ BMW Individual Merino leather
ZBC8 Platinum²,⁴



□ BMW Individual Merino leather
ZACM/ZBCM Champagne²,³



□ BMW Individual Merino leather
ZAP3/ZBP3 Criollo Brown²,³



□ BMW Individual Merino leather
ZAP5 Amaro Brown



□ BMW Individual Merino leather
ZAP1 Slate²

¹ Only in conjunction with Seat ventilation, front.

² Only in conjunction with Headlining, Anthracite.

³ Also available in BMW Individual full Merino leather in conjunction with Comfort seats / Sports seats and Seat adjustment – front, electric with driver memory.

⁴ Only available in BMW Individual full Merino leather in conjunction with Comfort seats / Sports seats and Seat adjustment – front, electric with driver memory.

■ Standard equipment □ Optional equipment

Interior colours.



Black



Beige

Interior trims.



□ 4AD Brushed Aluminium



■ 4AZ Dark Bamboo wood



□ 4B6 Black Flywheel Aluminium



□ 4BN Dark Ash wood¹



BMW Individual



□ BMW Individual
XE9 Black leather












































□ BMW Individual
XE3 Red Brown Eucalyptus wood



□ BMW Individual
XE7 Piano Black

Combinations.

Upholstery material	BMW Upholstery colours										BMW Individual Upholstery colours					
	Nevada leather ²					Alcantara/leather		Nevada leather, perforated ³		Exclusive Nappa leather		BMW Individual Merino leather ⁴				
Standard seats	•	•	—	—	•	—	—	—	—	—	—	•	•	•	•	•
Comfort seats	•	•	•	•	•	—	—	—	—	—	—	•	•	•	•	•
Sports seats	•	•	•	•	•	•	•	—	—	—	—	•	•	•	•	•
Upholstery colours	Black	Beige	Saddle Brown	Chateau	Oyster	Black	Chateau	Black	Beige	Black	Beige	Platinum ⁵	Champagne ⁵	Criollo Brown ⁵	Amazon Brown	Slate
Interior colours																
Exterior colours		•	•	•	•	•	•	•	•	•	•	•	•	•	•	•
Alpine White non-metallic		•	•	•	•	•	•	•	•	•	•	•	•	•	•	•
Jet Black non-metallic		•	•	•	•	•	•	•	•	•	•	•	•	•	•	•
Titanium Silver metallic		•	•	•	•	•	•	•	•	•	•	•	•	•	•	•
Black Sapphire metallic		•	•	•	•	•	•	•	•	•	•	•	•	•	•	•
Mineral Silver metallic		•	•	•	•	•	•	•	•	•	•	•	•	•	•	•
Monaco Blue metallic		•	•	•	•	•	•	•	•	•	•	•	•	•	•	•
Space Grey metallic		•	•	•	•	•	•	•	•	•	•	•	•	•	•	•
Deep Sea Blue metallic		•	•	•	•	•	•	•	•	•	•	•	•	•	•	•
Tasman metallic		•	•	•	•	•	•	•	•	•	•	•	•	•	•	•
Vermilion Red metallic		•	•	•	•	•	•	•	•	•	•	•	•	•	•	•
BMW Individual exterior colours		•	•	•	•	•	•	•	•	•	•	•	•	•	•	•
Citrine Black metallic		•	•	•	•	•	•	•	•	•	•	•	•	•	•	•
Ruby Black metallic		•	•	•	•	•	•	•	•	•	•	•	•	•	•	•
Azurite Black metallic		•	•	•	•	•	•	•	•	•	•	•	•	•	•	•
Pearl Silver metallic		•	•	•	•	•	•	•	•	•	•	•	•	•	•	•
Interior trims		•	•	•	•	•	•	•	•	•	•	•	•	•	•	•
Brushed Aluminium		•	•	•	•	•	•	•	•	•	•	•	•	•	•	•
Dark Bamboo wood		•	•	•	•	•	•	•	•	•	•	•	•	•	•	•
Black Flywheel Aluminium		•	•	•	•	•	•	•	•	•	•	•	•	•	•	•
Dark Ash wood ¹		•	•	•	•	•	•	•	•	•	•	•	•	•	•	•
BMW Individual interior trims		•	•	•	•	•	•	•	•	•	•	•	•	•	•	•
Black leather		•	•	•	•	•	•	•	•	•	•	•	•	•	•	•
Red Brown Eucalyptus wood		•	•	•	•	•	•	•	•	•	•	•	•	•	•	•
Piano Black		•	•	•	•	•	•	•	•	•	•	•	•	•	•	•

• Available — Not available.

¹ Standard on the X6 •Drive50i

² Nevada leather includes seat surfaces, centre console armrest and doors, headrests front and rear.

³ Only in conjunction with Seat ventilation, front.

⁴ Only in conjunction with Headlining, Anthracite.

⁵ Also available in BMW Individual full Merino leather in conjunction with Comfort seats / Sports seats and Seat adjustment – front, electric with driver memory.

POWERFUL PRESENCE.

Black Sapphire metallic paintwork portrays the impression of calm authority exuded by the BMW X6, whilst the 20" light alloy Y-spoke style 214 wheels underline the finely-tuned athletic exterior and dynamic promise. However, inside the car, the Beige Exclusive Nappa leather, and the Dark Ash wood trim convey an air of opulent sophistication. The combination of strength and luxury provides a beguiling overview.







The flexible luggage compartment offers 570 litres of space, including a commodious 100 litres beneath the floor.



The rear seat backrests can be folded 60:40 to allow large or unwieldy items of luggage to be accommodated easily.



Folding both rear seat backrests down creates a virtually level luggage compartment floor, offering a vast 1,450 litres.

HEAD-TURNING ELEGANCE. LEVEL-HEADED FUNCTIONALITY.

The unique design concept behind the BMW X6 means that now there is no need to trade between form and function. With a generous 570 litre capacity offered with the rear seats raised, and a folding shelf which can be stowed under the load floor, the BMW X6 is open even to onerous undertakings. For the most challenging items of all, the 60:40 split-folding rear seats can be easily and flexibly arranged to expand the capacity to a cavernous 1,450 litres. This is a Coupé like no other, with the trials of modern life catered for down to the last detail.

■ Standard equipment □ Optional equipment



■ **Xenon headlights**, for low and high beam including automatic headlight range control, for improved illumination of the road ahead in bad weather, at night or in poor visibility. The four light rings offer a daytime driving light function, and can also be used as parking lights.

□ **524 Adaptive Headlights**, includes turning lights, illuminates bends by electromechanical adjustment of the swivelling headlights as soon as the driver turns the steering wheel. The turning light in the foglights is automatically activated at standstill, when the indicator is used or with a steering lock of over ten degrees—up to a speed of around 22mph.

□ **5AC High-beam Assistant** aids the driver at night by automatically switching from high to low beam for oncoming traffic or when street lighting is sufficient.



■ **Foglights** in free-form technology, integrated in the front bumper, ensure extra safety in bad weather when visibility is poor.



■ **Headlight wash** provides optimal illumination of the road ahead in all weather conditions. Headlights are automatically cleaned along with the windscreen when the lights are on.



■ **Extended lighting** includes rear reading lights, rear footwell lights, indirectly lit door pockets, exit lights, and illumination in the outside door handles. This ensures that the area around the door is evenly lit when the door is open, making getting in and out easy and safe.



■ **Brake Force Display** makes it easier for drivers following from behind to see how hard you are braking. If you are applying the brakes in an emergency, the brake lights cover a larger area, allowing a motorist behind you to distinguish between full application of the brakes and normal braking. The result, clearly, is an even higher standard of driving safety on the road.



■ **Rain sensor with automatic headlight activation:** once activated, the rain sensor automatically switches on the windshield wipers and controls frequency, depending on how hard it is raining. This feature includes automatic headlight activation, switching on the low-beam headlights when it gets dark or when entering a tunnel.



■ **Exterior mirrors, electrically adjustable and heated,** finished in body colour (lower section in Black), in aspheric design and Blue-tinted.

□ **430 Exterior mirrors – folding, automatically dimming** and controlled from a button on the driver's armrest.



□ **761 Sun protection glass** for the rear side windows (behind the B-pillar) and rear window; these tinted windows reduce sun dazzle and help ensure a pleasant temperature inside the car even in the hottest weather.



□ **760 Exterior trim, High-gloss Shadowline (shown above):** accentuates the window surrounds to give a visual lift to the X6's appearance.

□ **3MB Exterior trim, Matt Aluminium:** as an alternative, the same components can be finished in a low-sheen aluminium.



□ **3AS Roof rails, Matt Silver:** matched harmoniously to the car's design, the roof rails provide the foundation for BMW's multifunctional roof support for convenient and safe transportation of luggage, bicycles, surfboards, etc.



□ **386 Roof rails, Black:** roof rails can also be specified in Black Satin finish.



□ **328 Running boards, Aluminium:** (105mm wide) with rubber inserts, enhance functionality and give the BMW X6 a particularly sporting touch.



□ **235 Towbar** with removable ball head, permitting a maximum trailer load of 3,500kg.

■ Standard equipment □ Optional equipment



■ **Kidney grille** with titanium-coloured slats and Chrome surround (standard on the xDrive50i and xDrive40d, other models feature Black slats with a Chrome surround). Titanium lower mesh shown here comes only with 330, Dynamic package.



■ **Tailpipes:** the exhaust system with two round tailpipes is made of high-quality stainless steel, the rear ends are bordered with a Chrome surround (standard on xDrive30d, xDrive40d and xDrive35i).



■ **Tailpipes:** the exhaust system with two angular tailpipes is made of high-quality stainless steel, the rear ends are bordered with a Chrome surround (standard on the xDrive50i).



□ **2AL 20" light alloy Streamline style 297** with mixed tyres, 275/40 R20 tyres at the front and 315/35 R20 tyres at the rear.



■ **19" light alloy Star-spoke style 232**, 9 J x 19 with 255/50 R19 tyres (standard on xDrive30d, xDrive40d and xDrive35i).



□ **2KR 19" light alloy V-spoke style 257**, 9 J x 19 with 255/50 R19 tyres (standard on xDrive50i). Also available as a complete winter wheel set from the Genuine BMW Accessories range.



□ **2RV 20" light-alloy wheels Y-spoke 214 in Black** with mixed run-flat tyres, 10 J x 20 with 275/40 R20 tyres at the front, 11 J x 20 with 315/35 R20 tyres at the rear. (Only with 2LE. In conjunction with 330, Dynamic package).

■ Standard equipment □ Optional equipment



■ **Sport leather steering wheel, three-spoke:** with multi-function controls and gearshift paddles.



■ **M leather steering wheel, three-spoke** with multi-function and gear shift paddles (standard on M Sport models).



□ **620 Voice Control, extended,** enables convenient adjustment of radio stations, navigation routes and other communication, audio & vehicle settings (where fitted) while driving. Functions are simultaneously shown on the Control Display.



□ **248 Steering wheel heating:** just press a button to quickly warm up the steering wheel rim – a particularly pleasant amenity in winter.



□ **5AD Lane departure warning system** uses a camera to identify when the vehicle is leaving a road marking and warns the driver by sending mild vibrations through the steering wheel if the indicator is not activated.



■ **Start-Stop button** for starting the engine. After inserting the ignition key you can start or stop the engine by pressing the button.



■ **Dynamic Performance Control display** enables the driver to view how adjustments are being made to power allocation in order to maximise traction and agility in any given situation.



■ **iDrive Controller**, the central iDrive control element, for use by driver and front passenger. This enables intuitive control of a variety of functions shown on the Control Display.



■ **Favorite buttons**: with these buttons, the driver and passenger can save their most frequently used navigation, audio or telephone functions on eight separate buttons for rapid access.



■ **Control Display – 6.5" colour display screen**: shows the functions activated by the iDrive Controller (e.g. On-Board Computer or radio). In conjunction with the 609, Navigation system – BMW Professional Multimedia, the screen measures 8.8".



□ **609 Navigation system – BMW Professional Multimedia** including 8.8" colour display. Hard disc for storing map data and audio files uploaded via USB data port and DVD drive. Map view with 3D perspective possible. Now includes Real Time Traffic Information (RTTI).



□ **601 TV function** allows you to use the Control Display as a television when the vehicle is stationary. Both analogue and digital (DVB-T) channels broadcast by terrestrial stations can be received.



□ **3AH Reversing Assist camera with Top View** is automatically activated when reverse gear is engaged, shows all round images of vehicle relayed via cameras in the tailgate and door mirrors.

□ **5DK Side view cameras**. Positioned on the front bumper, cameras relay a live image to the control display to assist viewing at obscure junctions.



■ **Park Distance Control (PDC)**, front and rear, makes parking and manoeuvring easier even in the most confined spaces. The distance between the vehicle and the nearest obstacle is signalled acoustically as well as visually in the Control Display.



□ **536 Auxiliary heating with remote control**: ideal in winter and cold weather. When you step into your vehicle, the windscreen is already free of ice and the interior is already pleasantly warm.

■ Standard equipment □ Optional equipment



■ **Cruise control with brake function** facilitates comfortable driving at a preselected speed.

□ **5DF Active Cruise Control with 'Stop and Go' function** combines Cruise control with active safe distance control that can break the car to a standstill in bumper to bumper driving, with automatic restart in typical 'stop and go' situations.



■ **Eight-speed automatic transmission with electronic gear selector and Steptronic.** Gears are shifted quickly and smoothly for optimum performance on the road.



■ **Electro-mechanical parking brake with auto-hold function.** When released, the hill-start assistant prevents the vehicle rolling back for 1.5 seconds on a hill start. An auto-hold function can be enabled to apply the parking brake at a standstill, releasing it immediately upon throttle application.

□ **2VA Adaptive Drive** includes Electronic Damper Control and Dynamic Drive, to maximise stability and comfort through reduced body roll in all conditions. Includes two settings – Normal and Sport – which are driver-selectable from a button on gear lever surround. Only available on xDrive50i.



■ **Cup holders (two)** in the centre console at the front.



■ **Armrest – front, centre:** on the tunnel console, can be positioned separately for driver and passenger, with storage compartment beneath.

■ **Auxiliary input** point for auxiliary playing devices: (e.g. MP3 player), located in the central storage box.



■ **Storage options** for a wide range of items are available in the front and rear central consoles, in the front and rear doors, in the glove compartment and in a stow-away tray in the rear on the right.

□ **6FL USB audio interface** for MP3 player or USB storage device. Integrated operation through iDrive and located in the storage box.

□ **6NR Mobile application preparation,** download the free BMW Connected App which supports Facebook, Twitter and web radio.



■ **Knee pads,** for driver and front passenger on the centre console ensure greater comfort and lateral support, especially when cornering at speed. Upholstered in line with upholstery selection.



■ **Automatic air conditioning with two-zone control**, including Automatic Air Recirculation (AAR) with circulation filter, sun and condensation filters, automatic temperature control (separate for driver and passenger) as well as air volume control; display and settings on the Control Display.



□ **4NB Automatic air conditioning with four-zone control**. Functionality as for two-zone air conditioning (see left), plus the climate in the rear of the vehicle can be separately controlled with two dials and a display. This feature also includes rear blowers, footspace heaters and outlets on the B-pillars.



□ **676 BMW Business loudspeaker system** with digital amplifier (205 watt) and 12 loudspeakers, as well as digital equalizing which adapts the sound optimally.


□ **677 LOGIC7 Professional loudspeaker system** with a 600 watt digital amplifier and 16 loudspeakers guarantees a near-perfect soundstage.

□ **752 BMW Individual audio system** features 16 high performance speakers. DIRAC signal processing enables a perfectly timed sound experience in all seats.



■ **BMW Professional radio**: four-channel amplifier, two-tuner reception, antenna diversity, scan function, random play, CD player with title-scan and motorised CD insert/eject, MP3 decoder and six loudspeakers.

□ **654 DAB digital radio**, enables reception of digital audio programmes.



□ **610 Head-up Display** shows relevant information, for example current speed, directly in the driver's field of vision. Arrow directions from 609, Navigation system – BMW Professional Multimedia can also be shown. Height and brightness of the display can be individually adjusted, so that the driver can fully concentrate on the traffic at all times.

□ **8TH Speed limit display*** uses a camera to read both permanent and temporary speed limit signs and displays the current speed in the Info Display and optional Head-up Display (only in conjunction with 609, Navigation system – BMW Professional Multimedia).

* Please note that speed limit display is an aid to driver memory only, it is not possible to guarantee system recognition of all permanent and temporary speed limit signs. It remains the responsibility of the driver to recognise speed limits, operate within existing road laws and drive in a manner appropriate to weather and traffic conditions.

■ Standard equipment □ Optional equipment



□ **4UK Five-seat configuration** is available on request. It features three head-restraints in the rear, three-point seatbelts for all seats and integrated belt catches for the outer seats.



□ **4M5 Instrument panel, leather:** trimmed in exclusive high-grade Black leather with feature-stitched seams. Coverage extends to upper and lower dashboard sections, upper glovebox lid and all four upper door trims.



□ **481 Sport seats** for driver and passenger, highly-contoured seat bolsters for optimal lateral support. Seat base height and angle and backrest recline are electrically adjustable, whilst thigh support is manually adjustable.



■ **Standard seats** upholstered in Nevada leather, with manual adjustment for seat base angle and for headrest height and angle, as well as electrical adjustment for forward/back, seat base height and backrest recline (xDrive50i has full electric adjustment as standard).



□ **456 Comfort seats** for driver and front passenger with electrical seat adjustment for all seat functions and two-position memory. Further electronic features include the upper seat back, seat depth adjustment, and adjustment of lumbar depth and height. Includes automatic dipping of passenger door mirror upon selecting reverse gear, for kerbside parking.



■ **Rear seats (two)**, with sporty, individual character and integral head restraints. The seats also come with the fold-out central armrest and two cupholders in the rear centre console.



□ **488 Lumbar support** on driver's and front passenger's seats, electrically adjustable, to provide a perfectly ergonomic seating position and support your back muscles (only with 459).



□ **459 Seat adjustment – front, electric with driver memory:** full electric adjustment of driver's and front passenger's seats, includes memory function for driver's seat, steering column and exterior mirrors, including easy access (standard on the xDrive50i).



□ **494 Seat heating, front:** seat surfaces and backrests with heating in three stages for pleasant temperatures shortly after setting off.



□ **453 Seat ventilation, front:** boosts comfort by keeping the seats at a comfortable temperature. Fans in the seat base blow air through the perforated seat covers (only available for the driver and front passenger, in conjunction with Perforated Nevada leather and Comfort seats).

□ **451 Oscillating seat base function, driver:** provides a relaxed seating position even over long distances. The seat base moves up and down cyclically on either side, intermittently mobilising the pelvis and lumbar region.



□ **403 Glass sunroof**, with integral sun protection, wind deflector and independently sliding headliner panel. One-touch electric dual-tilt and slide adjustment of glass pane can be made via roof mounted switch, and remote closing/opening via vehicle key.



□ **775 Headlining, Anthracite:** the window pillar trims as well as the sun visors are finished in refined black.



■ **Rear-view mirror, automatically dimming:** with automatic anti-glare function which activates once a certain light intensity from following vehicles is reached.

■ **Alarm system (Thatcham 1) with remote control and engine immobiliser:** at any attempt to break into and interfere with your car, the alarm system sets off a loud signal and immediately switches on the hazard warning lights.



□ **3AP Windscreen with grey shade band** minimises direct glare from the sun.

■ Standard equipment □ Optional equipment



■ **60:40 split-folding rear seat**, can be individually folded down.



■ **Luggage compartment cover**: folds, and can be removed easily and stowed away under the luggage compartment floor.



□ **493 Extended storage** including 12 volt socket for the storage box under the front centre armrest and two lashing rails with four adjustable lashing points in the luggage compartment.



□ **4UP Adaptive Fixing System** for safely stowing luggage of different sizes via an innovative system of adjustable straps (only available in conjunction with 493, Extended storage).



■ **12V sockets:** one in the luggage compartment.



□ **6FF DVD system, rear:** offers an independently controllable DVD player with a fold-down 8" screen. The system can be operated by wireless remote control, has sockets for two headphones and a video source, and is compatible with infra-red headphones (included, for two passengers)¹. Viewing of TV is also possible in the rear, both stationary and on the move, in conjunction with 601, TV function.



■ **Cup holders** integrated in the rear centre armrest, with an additional storage box underneath.



□ **496 Seat heating, rear:** same as 494 (seat heating, front) but with heating in two stages, or three stages in conjunction with 4NB (automatic air conditioning with four-zone control).



□ **464 Through-loading ski bag** for clean and safe transport of up to four pairs of skis; whenever the ski bag is not required, it remains stored conveniently and out of sight behind the centre armrest. Removable for cleaning.



□ **417 Sunblinds:** manual sunblinds on each rear side window for protection from intense sunglare.



□ **322 Comfort Access** for opening and locking the vehicle without holding the key. The engine can also be started without the key using the Start-Stop button. Includes handle area lighting when door is unlocked.

■ **Central locking** for the doors, fuel cap and glove compartment, including electronic immobiliser, with automatically recharging key battery.



□ **BMW Service Inclusive.** Service costs are another area where your local BMW Dealer can offer you an intelligent solution. BMW Service Inclusive covers all your vehicle's servicing requirements for a specified period. Terms and conditions apply, find out more online at: www.bmw.co.uk/serviceinclusive

¹ Headphones not included in the Republic of Ireland.

■ Standard equipment □ Optional equipment

□ **330 Dynamic package:** If your new X6 is a work of art, consider the dynamic package as the final dramatic flourish. This exciting addition not only takes the sports car dynamics onto new heights, but generates just enough visual tension to mark out your individuality even further. Comprising an impressive line-up of key additional equipment, the dynamic package combines enhanced value with high drama, for your driving pleasure every mile of the way.



■ **Headlining, Anthracite:** including the window pillar trims and sun visors finished in discreet black.

■ **Sport seats** for driver and front passenger. Highly-contoured seat bolsters for optimal lateral support at all times. Seat base fore and aft, height and tilt, as well as backrest recline and head restraints are electrically adjustable, whilst thigh support is manually adjustable. Also includes two-position memory for driver's seat, steering wheel and exterior mirrors (shown here in Alcantara/leather, also available in Nevada leather).



■ **2SH 19" light alloy Star-spoke style 258**, 9 J x 19" wheels at the front with 255/50 R19 tyres, 10 J x 19" wheels at the rear with 285/45 R19 tyres.



□ **2SK 20" light alloy Star-spoke style 259**, 10 J x 20" wheels at the front with 275/40 R20 tyres, 11 J x 20" wheels at the rear with 315/35 R20 tyres.




□ **2LE 20" light alloy Y-spoke style 214**, 10 J x 20" wheels at the front with 275/40 R20 tyres, 11 J x 20" wheels at the rear with 315/35 R20 tyres. (Available in optional 2RV Black).

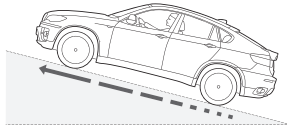


■ **High-gloss Shadowline exterior trim** visually lifts and accentuates the window line, for a more sporty appearance.

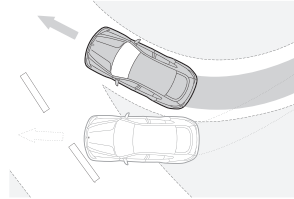
■ Standard equipment □ Optional equipment



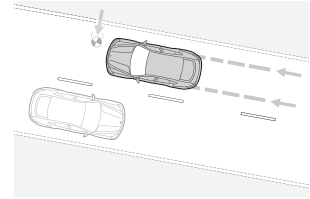
■ **Hill Descent Control (HDC)** enables your X6 to take even steep downhill gradients safely and automatically at just above walking pace – without the driver having to brake. Within the standard cruise control system, you can also change your speed using the control stalk on the steering column.



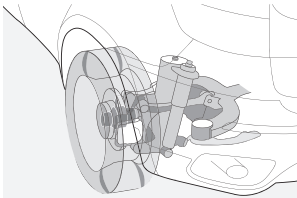
■ **Hill-start assistant** stops the car rolling backwards for 1.5 seconds when making hill starts. Furthermore, with the electro-mechanical parking brake the vehicle can be conveniently held and released using a button in the centre console.



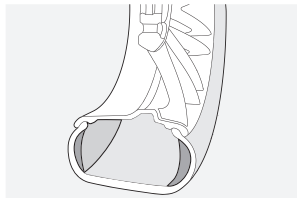
■ **Dynamic Stability Control Plus (DSC+)** includes a multitude of safety and stability systems. DSC+ detects the risk of a loss of control right from the onset, stabilising the car within fractions of a second. The result: greater driving stability in all conditions.



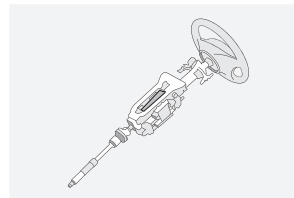
■ **Dynamic Brake Control (DBC)** provides maximum brake pressure in an emergency, even if the driver fails to press down the brake pedal with full force, significantly shortening your X6's stopping distance in the process.



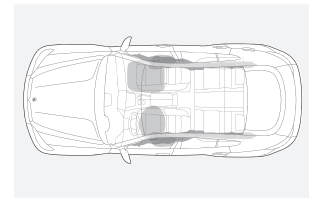
■ **Tyre Puncture Warning System (TPWS)** minimises the possible consequences of a puncture. Comparing wheel rotation speeds, the system determines changes in air pressure in one or several tyres and warns the driver via Check/Control.



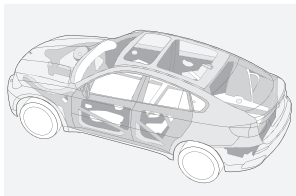
■ **Run-flat tyres:** reinforced sidewalls mean that the tyres do not collapse in the event of a puncture or blow-out, so they cannot become detached from the rims. Furthermore you can continue your journey for approximately 100 miles at up to around 50mph.



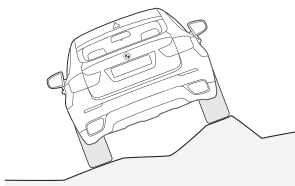
■ **Telescopic steering wheel with impact element** made of steel to improve driver protection in a collision. In a serious crash the upper end of the steering column is retracted by 80mm away from the driver's chest area.




■ **The airbags** and all supporting safety components are perfectly coordinated in the X6. This means that in a collision only the required airbags will be activated. All airbags offer targeted protection: driver and front passenger airbags, head airbags front and rear, as well as side airbags at the front.



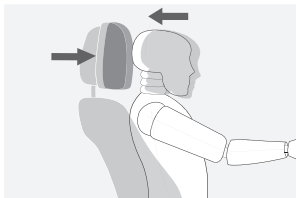
■ **Body rigidity:** the high-strength body structure, and the strategic use of advanced materials result in maximum safety in front, side or rear impacts. The rigid structure also makes an essential contribution to the sporting handling.



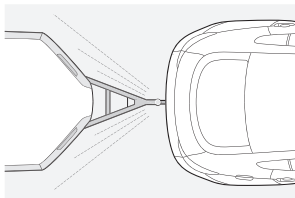
■ **Roll-over sensor** linked to the Dynamic Stability Control Plus (DSC+) system, for better and faster recognition of critical situations. Should a roll-over situation threaten, the airbags and seat belt tensioners are immediately primed to ensure maximum occupant protection.



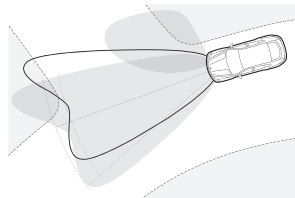
■ **Bumpers:** high-rigidity material in the bumper mounts mean that the body structure can absorb low-speed impacts without damage.



■ **Anti-whiplash head restraints** in the front, react instantly in the event of a serious impact, to eliminate the gap between the head restraint and the occupants' heads. This assists in preventing spinal injuries to the neck area.



□ **Trailer Stability Control** automatically recognises when a vehicle towing a trailer starts to sway, applies the brakes to stabilise the unit, and lowers the speed until the swaying stops (included in option 235, Towbar with removable ball head).



□ **524 Adaptive Headlights, including cornering lights,** ensure optimum illumination of each bend, lighting the vehicle's trajectory as soon as the driver turns the steering wheel. The result is extra driving safety at night and in poor visibility. The cornering light in the fog lamps is automatically activated even at a standstill, when the indicator is used or with a steering lock of over ten degrees – up to a speed of around 22mph.

X6 xDrive35i	
Engine	Catalytic converter
	Digital Motor Electronics (DME)
	Double-VANOS
	EU5 emissions management
	Light alloy engine block and cylinder head
	Six-cylinder in-line petrol engine with high-precision direct injection
	Twin-turbo each serving three cylinders VALVETRONIC engine management
Transmission	Dynamic Performance Control utilising rear axle variable torque distribution system, with display in instrument cluster
	Eight-speed automatic transmission with electronic gear selector and Steptronic
	xDrive four-wheel-drive system with fully-variable torque split
Wheels and chassis	19" light alloy Star-spoke style 232 with 255/50 R19 tyres
	Disc brakes - front and rear, ventilated:
	- Front: 348mm
	- Rear: 320mm
	Double-wishbone front axle
	Electro-mechanical parking brake with auto-hold function
	Servotronic steering
	Sport suspension

X6 xDrive35i	
Safety and technology	Airbags comprising:
	– Driver, front passenger, front and side
	– Crash sensor activating central locking release, hazard warning lights, interior lighting, fuel and main battery cut-off
	– ITS head airbags, front and rear
	– Passenger seat airbag deactivation, front
	Alarm system (Thatcham 1) with remote control and engine immobiliser
	Anti-roll bars, front and rear
	Brake Force Display
	Central locking system covering all doors, tailgate and fuel filler flap, with two remote control units including personal profile settings
	Child locking system, rear doors
	Cruise control with brake function
	Deformation zones – front and rear, with door reinforcements and bumpers that regenerate to their original shape in impacts of up to 2.5mph (4km/h)
	Dynamic Stability Control Plus (DSC+) comprising:
	– Anti-lock Braking System (ABS)
	– Automatic Differential Brake (ADB-X)
	– Automatic Stability Control (ASC-X)
	– Brake drying
	– Brake fade compensation
	– Brake pre-tensioning
	– Cornering Brake Control (CBC)
	– Dynamic Brake Control (DBC)
	– Dynamic Traction Control (DTC)
	– Electronic Brake-force Distribution (EBD)
	– Hill Descent Control (HDC)
	– Hill-start assistant
	First Aid kit and warning triangle
	Foglights, front and rear
	Follow-me-home headlight function
	Head restraints front and rear, height adjustable and removable (anti-whiplash and tilt adjustable in front)
	High level third brake light
	Park Distance Control (PDC), front and rear
	Rain sensor with automatic headlight activation
Run-flat tyres with Tyre Puncture Warning System (TPWS)	
Seat belts – front inertia reel with pyrotechnical belt latch tensioner, belt force limiter, belt restrainer and manual height adjustment	
Seat belts – rear, two with inertia reel	
Side impact protection	
Visible VIN	
Wheel bolts, locking	
Windscreen washer jets, heated	
Xenon headlights, for low and high beam, with headlight wash and automatic height adjustment	

X6 xDrive35i**Seats**

60:40 split-folding rear seat
Child seat ISOFIX attachments, two in rear
Nevada leather upholstery
Seat adjustment - front, part-electric
Two individual rear seats with integrated rear console and folding centre armrest

Exterior equipment

All round anti-corrosion system with partial hot galvanising, phosphate treatment and cathodic dip paintwork, preservation of hollow cavities, underfloor protection
Down lights in exterior door handles
Door handles, rain channel, rear spoiler and roof moulding, body-coloured
Exhaust tailpipes - single, left and right, Chrome
Exit lighting
Exterior mirrors - aspheric, tinted, heated with electric adjustment
Exterior trim, Matt Black
Illuminated light rings, functioning as welcome lights, parking lights, daytime running lights and side lights
Indicator lenses, clear
Kidney grille, Chrome with Black vertical slats
Metallic paintwork
Tailgate, automatic, one piece with intermediate stop function and sill finisher in stainless steel

X6 xDrive35i	
Interior equipment	Air conditioning, automatic with two-zone control
	Ambient lighting in amber, in front and rear roof consoles
	Armrest – front, with storage compartment
	Courtesy lights, front and rear with soft on/off dimming
	Cup holders, front and rear
	Electric windows – front and rear, with open/close fingertip control, anti-trap facility and comfort closing function all round
	Floor mats, velour
	Footwell lights, front and rear
	Glove compartment, centrally-lockable and illuminated
	Instrument panel with speedometer, tachometer, fuel level and coolant temperature gauges
	Interior trim, Dark Bamboo wood
	Knee pads on centre console for driver and front passenger, upholstered in line with seat selection
	Luggage compartment cover, foldable and removable
	Luggage compartment lights in the tailgate
	Power socket, one 12V, in luggage compartment
	Reading lights, front and rear
	Rear-view mirror, automatically dimming
	Smoker's package
	Sport multi-function leather steering wheel
	Start-Stop button
	Steering column with manual reach and rake adjustment
Steering wheel-mounted gear shift paddles in Pearl-gloss Chrome	
Storage compartments in interior door panels with anti-slip mats, illumination in amber	
Sun visors with illuminated vanity mirrors	
Toolkit located in luggage compartment	
Windows – heat-insulated, green-tinted all round	
Audio and communication	Auxiliary input point for auxiliary playing devices
	BMW Professional radio with single CD player (with MP3 playback capability)
	CD changer preparation
	Control Display – 6.5" colour display screen
	Favourite buttons
	iDrive Controller on centre console
	Loudspeaker system with six speakers
On-Board Computer (OBC), with information on average speed, average fuel consumption, fuel range, ambient temperature and time and date	

X6 xDrive50i**Equipment in addition /
replacement to xDrive35i**

19" light alloy V-spoke style 257 with 255/50 R19 tyres
Disc brakes - front and rear, ventilated:
– Front: 385mm
– Rear: 345mm
Exhaust tailpipes – angular, stainless steel with Chrome finisher, left and right
Exterior trim, Satin Chrome
Interior trim, Dark Ash wood
Kidney grille, Chrome with Titanium vertical slats
Seat adjustment – front, electric with driver memory
Twin-turbo, each serving four cylinders
V8 petrol engine with high-precision direct injection

X6 xDrive30d**Equipment in addition /
replacement to xDrive35i**

Diesel Particulate Filter (DPF)
Digital Diesel Electronics (DDE)
Disc brakes - front and rear, ventilated:
– Front: 332mm
– Rear: 320mm
Incorrect fuelling protection system
Six-cylinder in-line diesel engine with common-rail technology
Turbo

X6 xDrive40d**Equipment in addition /
replacement to xDrive35i**

Diesel Particulate Filter (DPF)
Digital Diesel Electronics (DDE)
Disc brakes - front and rear, ventilated:
– Front: 348mm
– Rear: 320mm
EU4 emissions management
Incorrect fuelling protection system
Kidney grille, Chrome with Titanium vertical slats
Six-cylinder in-line diesel engine with common-rail technology

Technical data		X6 xDrive35i	X6 xDrive50i	X6 xDrive30d	X6 xDrive40d
Weight					
Unladen EU ¹	kg	2145	2265	2150	2185
Max. permissible	kg	2670	2790	2675	2710
Permitted load	kg	600	600	600	600
Permitted axle load, front/rear	kg	1265/1460	1365/1480	1275/1460	1300/1460
Permitted roof load	kg	100	100	100	100
Permitted trailer load, unbraked	kg	750	750	750	750
Permitted trailer load, braked, max. 12% gradient	kg	2700	3500	2700	2700
Permitted trailer load, braked, max. 8% gradient	kg	2700	3500	2700	2700
Engine²					
Cylinders/valves		6/4	8/4	6/4	6/4
Capacity	cc	2979	4395	2993	2993
Max. output	kW/hp rpm	225/306 5800	300/408 5500	180/245 4000	225/306 4400
Max. torque	Nm rpm	400 1200–5000	600 1750–4500	540 1750–3000	600 1500–2500
Transmission					
Standard transmission ratios	I/II/III:1 IV/V/VI:1 VII/VIII/R:1	4.70/3.13/2.10 1.67/1.29/1.00 0.84/0.67/3.30	4.70/3.13/2.10 1.67/1.29/1.00 0.84/0.67/3.30	4.70/3.13/2.10 1.67/1.29/1.00 0.84/0.67/3.30	4.70/3.13/2.10 1.67/1.29/1.00 0.84/0.67/3.30
Final drive ratio	:1	3.15	3.15	3.15	3.15
Performance					
Top speed	mph km/h	149 240	149 (155) ³ 240 (250) ⁴	130 (138) 210 (222)	147 236
Acceleration 0 – 62mph (0 – 100km/h)	s	6.7	5.4	7.5	6.5
Fuel consumption³					
Urban	mpg l/100km	21.4 13.2	16.1 17.5	32.5 8.7	32.1 8.8
Extra-urban	mpg l/100km	34.0 8.3	29.4 9.6	42.2 6.7	41.5 6.8
Combined	mpg l/100km	28.0 10.1	22.6 12.5	38.2 7.4	37.7 7.5
CO ₂ emissions	g/km	236	292	195	198
Tank capacity, approx.	l	85	85	85	85
Wheels					
Tyre dimensions		255/50 R19	255/50 R19	255/50 R19	255/50 R19
Wheel dimensions		9 J x 19	9 J x 19	9 J x 19	9 J x 19
Material		Light alloy	Light alloy	Light alloy	Light alloy

¹ The figure quoted includes a 90% tank filling, 68kg for the driver and 7kg for luggage. Unladen weight applies to vehicles with standard specification. Optional equipment may increase this figure.

² The petrol engines are designed for RON 98 fuel. They may also be run on RON 91 (X6 xDrive35i min. RON 95) with a decrease in power output.

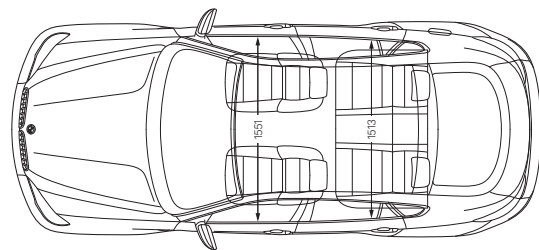
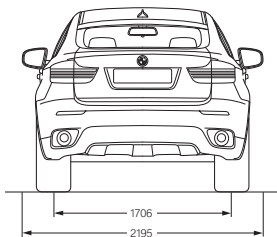
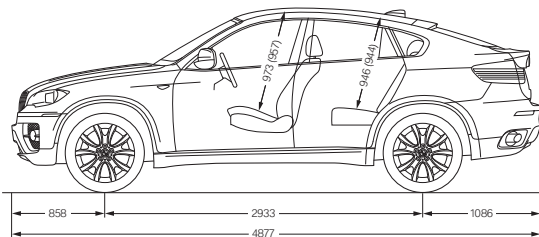
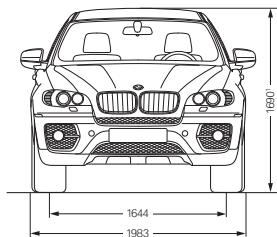
³ All engines meet the EU5 emissions standard. Fuel consumption is determined in accordance with the ECE driving cycle made up of approximately one third urban and two thirds extra-urban driving (based on the distance covered). CO₂ emissions are measured in addition to fuel consumption. Fuel consumption is determined for vehicles with standard

equipment. Optional equipment (such as wider tyres) can have a significant impact on fuel consumption and on performance.

⁴ Electronically limited.

Values in () apply to vehicles fitted with dynamic package.

The BMW X6 xDrive50i shown in this brochure is in Vermilion Red metallic, with Oyster Nevada leather upholstery and Dark Bamboo wood interior trim.



All dimensions of the technical drawings in millimetres. Luggage compartment capacity (VDA method) 570 – 1,450 litres.

¹ Height of the car with optional roof rails: 1,699mm. Measurements in () apply to vehicles fitted with the optional glass sunroof.



BMW Performance rear diffuser.



BMW Performance kidney grille, Black.



BMW Performance tail fins.

PASSION WITHOUT COMPROMISE. BMW PERFORMANCE.

A passion for performance means a refusal to compromise. Choosing a BMW means choosing sporting performance, outstanding driving dynamics and innovative technology, because these are the principles that we're not prepared to compromise on – principles that reach their full expression with the BMW Performance range. These technical and design components are all designed to ensure that drivers – and admiring onlookers – feel the full benefits of BMW engineering. In particular, the BMW

designers took their inspiration from the world of motorsport. As a result, the BMW Performance range enables BMW owners to indulge their passion for performance in a way that is individual, forceful and wholly without compromise. Your local BMW Dealer will be happy to provide you with further details on the BMW Performance range. For more information visit:

www.bmw.co.uk/performance

EQUIPPED WITH THE BEST IDEAS. GENUINE BMW ACCESSORIES.



Locking rear carrier rack*: 21" Star-spoke style 128 wheels, Chrome.

Driving a BMW is always a unique experience. One that can be enhanced even further with the addition of Genuine BMW Accessories. Benefit from innovative solutions combining unique ideas, stunning design and supreme functionality. Discover the wide range of Genuine BMW Accessories available to you, covering such vehicle aspects as exterior, interior mobile communications and transportation and luggage compartment solutions. Take the BMW rear-mounted bicycle carrier,

which is tailored perfectly to the BMW X6 and is quick and easy to use. The light alloy Star-spoke style 128 wheels, Chrome are another example, and add extra emphasis to the powerful appearance of the BMW X6. For more information on all the accessories available, please contact your local BMW Dealer or visit:

www.bmw.co.uk/accessories



BMW DVD System with tilt-adjustable 7" colour screens.



Snap-in adapter with USB interface for making telephone calls and listening to music.



Luggage compartment reversible mat can be used on both sides and is non-slip.

* In conjunction with optional rear luggage carrier preparation.

BMW Individual

THE MOST EXCLUSIVE WAY TO DRIVE A BMW.

The higher your standards, the less room there is for compromise. For drivers with the most exacting standards BMW Individual offers a range of stunning and perfectly-crafted materials to ensure that the expression of individuality has never felt so effortless.

A BMW Individual paint finish is more than just a colour, each has its own characteristic brilliance and complexity. Five layers deep, the depth of colour is more sophisticated than the regular metallic paints thanks to a special pigmentation. Xirallic or Titanium Dioxide pigments create an iridescent effect which gives the colours an unmistakable brilliance in

the light. Inside, the level of exclusivity can be continued with the distinctive yet subtle tones of BMW Individual Merino leather. A painstaking refinement process ensures that the leather is kept soft and supple, retaining a unique feel throughout its life as well as meeting the practical demands of a luxury car. And just to complete the interior, you can choose from the hand-picked wood trims that ensure the perfect grain every time.

Let yourself be inspired with BMW Individual.



AN INTRODUCTION TO LONDON 2012.

Why we were selected as the Official Automotive Partner for London 2012.

Our partnership with London 2012 is a natural fit for the business. Our emission lowering technologies, through the EfficientDynamics programme, will play a role in aiming to deliver the most sustainable Games possible. Our range of the world's most fuel efficient premium cars will transport the Olympic Family at the Games – including athletes, officials and the media – and shine a light on the future of mobility with our ground-breaking developments in the next generation of transportation.

The Games time fleet.

BMW Group's role is incredibly important to the success of the Games. The fleet that will mobilise the Olympic and Paralympic Games will be over 4,000 vehicles strong. A huge undertaking and commitment. Conventional and hybrid vehicles from the range will be used in the vast Olympic Games fleet and BMW Group will showcase electric vehicles as part of our role in London 2012.

We're proud to be a partner.

As a major investor and employer in the UK, our partnership will be an inspiration for our customers, employees and dealers, as we continue to develop market-leading innovations and technologies to shape the future of design, development and driving pleasure.

We are immensely proud of our partnership.

MEET THE BMW LONDON 2012 PERFORMANCE TEAM.



MARTYN BERNARD
High Jump

My parents got me into athletics as a way of channelling my energy, and I haven't looked back. I won my first major medal in 2005 and am now focusing on London 2012, along with studying for my Law degree.




ALISTAIR BROWNLEE
Triathlon

I still remember the thrill of being told I could win medals by my local swimming club. The joy of being outdoors and active led me to my first triathlon when I was 10, and winning the World Junior Championships in 2006 drove me to pursue my Olympic dream. Hopefully I'm on track for London 2012.



JONATHAN BROWNLEE
Triathlon

I started swimming at 4, but when I was 10 my Uncle was in a local triathlon and I couldn't wait to try it too. A month later I took part in my first event. That summer I watched Cathy Freeman race to victory in Sydney 2000 – and I can still remember every second.



TOM DALEY
Diving

I started diving by chance when I was 7, and began competing just before my 9th birthday. There have been lots of highlights since then, including winning the World Championships when I was 15 and picking up two gold medals at the 2010 Commonwealth Games Delhi.



official partner of the
Olympic and Paralympic Games

BMW London 2012 Performance Team.

BMW is proud to support Team GB and ParalympicsGB athletes through the BMW London 2012 Performance Team. We want to help the athletes qualify and succeed at the Games. Behind our intelligent technologies lies an understanding that even the smallest change can make a big difference to performance – something that every athlete knows. We'll be working with our London 2012 hopefuls to see how we can actively support them through our world-leading technical expertise. It's going to be an amazing journey.




MARK HUNTER
Rowing

I think the turning point in my career was moving to the prestigious Leander Club, which gave me the opportunity to row with the best athletes in the world. I strive to keep improving and, having already won gold in Beijing 2008, a win in London 2012 would be extra special.



ELLIE SIMMONDS
Paralympic Swimming

I was inspired to take up competitive swimming by the Athens Paralympic Games in 2004. After winning two gold medals in Beijing 2008, I became the youngest person to be awarded an MBE, aged 14. Since then, I've been working hard towards London 2012.



LOUIS SMITH
Gymnastics

My first Olympic Games was Beijing 2008, where I won the bronze for the men's pommel horse. That made me the first Briton to win a medal in the individual gymnastics since 1908. Since then I've picked up medals in 2009 and 2010. So hopefully I'm on track for London 2012.



TOM AGGAR
Paralympic Rowing

I started rowing after an accident in 2006 and won my first event at the British indoor championships that year. In 2007 I won gold in a world best time at the World Championships in Munich and I have recently won the International Rowing Federation's first 'Paralympic Rower of the Year' award – my next goal is gold at London 2012.

More athletes are coming soon. You can follow their journey at bmw.co.uk/london2012

BMW LONDON 2012
PERFORMANCE TEAM

Condition Based Service. A key feature in most BMW models, Condition Based Service (CBS) signals an innovative leap forward in BMW Service diagnostic technology. The way it works is simple. CBS uses sensors to constantly monitor the areas of your BMW that are subjected to wear and tear. Based on the results of the data, CBS decides the extent to which servicing is necessary. This information is then stored in your vehicle's key. Using a KeyReader, BMW Service staff can download information to provide an accurate analysis of your vehicle. This means your BMW goes for a service only when it needs to, saving you an immeasurable amount of both time and money.

Service Intelligence. BMW Approved Technicians are experts in the use of diagnostic equipment, which quickly identifies if and why the vehicle is running at anything less than peak efficiency. This leads to rapid identification and rectification.

Service Assurance. For additional peace of mind, take comfort in the fact that every new BMW is covered by a three-year warranty³ that includes BMW Emergency Service throughout Europe. For more information on BMW Service, please contact your local BMW Dealer, BMW Service Authorised Workshop or visit www.bmw.co.uk/service.

JOY IS BMW SERVICE.



BMW Service Inclusive. Wouldn't it be good to know all your servicing costs in advance? Well, that's exactly what BMW Service Inclusive¹ provides and for a low one-off payment.

BMW Service Inclusive¹ lasts for 5 years or 60,000 miles (whichever occurs first) and covers all your vehicle's servicing requirements. Alternatively you can choose BMW Service Inclusive¹ Plus, which in addition to servicing also covers maintenance items such as brake pads, brake discs and windscreen wipers. And whenever servicing and maintenance work is carried out on your BMW, you can be sure that it will only be done by fully qualified BMW Service Approved Technicians at one of over 150 BMW Service Authorised Workshops around the country. Furthermore, only Genuine BMW Parts are used – each covered by a two year warranty. BMW Service Inclusive and Service Inclusive Plus are transferable to subsequent owners within the time and mileage period, which can enhance the resale value of your car.²



BMW Assist. BMW Assist provides telematic and online services that are fully integrated with the BMW navigation and Bluetooth telephone systems to offer enhanced services. This provides you and your passengers access to key information from within the vehicle, helping you keep safe and in touch. In the event of an emergency, a 999 SOS call can be triggered manually or in extreme situations automatically. Details of your vehicle and location will be sent directly to a 999 SOS Emergency Service centre so help can be sent without delay. A similar function is also available to connect you to a BMW Service Centre should you require roadside assistance. If you have locked your keys in your car, or cannot recall if you have locked your car, with Remote Services the BMW Service Centre can lock or unlock your vehicle remotely.

Information-based services are also included, you can make an Information Plus call to request addresses and telephone numbers are transferred to your vehicle. There is also the facility to send

addresses and telephone numbers directly to your vehicle yourself with Google Maps. Using the in-car portal on your vehicle's Control Display you can check the latest news and weather, or access the Google Local Search from where you can look-up business addresses in the car yourself. For vehicles with the BMW Professional Multimedia Navigation system, the Routes service provides a route planning facility from the comfort of home, or access to download a variety of predefined BMW Routes across Europe.

¹ Service Inclusive and Service Inclusive Plus are available as cost options. Terms and conditions apply, for full details speak to your Dealer or visit www.bmw.co.uk/serviceinclusive.

² For further information, please contact your local BMW Dealer.

³ Every new BMW registered within the Republic of Ireland is covered by a two-year manufacturer's warranty – for details, please contact your local BMW Dealer.

BMW Assist services are free of charge for three years on any new BMW equipped with Bluetooth telephone preparation and an optional navigation system. Services are not available in the Republic of Ireland, Isle of Man and the Channel Islands. Some services are available in other European countries. Terms and conditions apply.

SHAPING THE FUTURE – RESPONSIBLY.

The BMW Group has been ranked the most sustainable automotive company worldwide in the Dow Jones Sustainability Index for the sixth time in a row. Sustainability is an integral part of our value chain, encompassing



JOY COMES IN MANY FORMS.



BMW Emergency Service. BMW Emergency Service is the only roadside and assistance programme designed specifically for BMW vehicles offering an exceptional range of benefits and services. It is available 24 hours a day, 7 days a week and utilises a dedicated fleet of BMW Approved Technicians, equipped with Genuine Parts and tools, ensuring that you and your vehicle receive the best possible care in the event of any motoring emergency. This tailor-made programme has been specifically designed to meet the needs of BMW drivers travelling in the UK, Republic of Ireland and Continental Europe giving complete reassurance and peace of mind. Every new BMW is covered for three years.



BMW Financial Services. Chances are you've already decided on the BMW you want to drive. Now discover the perfect finance solution to get you behind the wheel. BMW Financial Services offers a range of tailor-made finance and insurance packages designed to suit you and your budget. And if you opt for insurance from BMW Financial Services, you'll be prepared for all eventualities. For more information, contact your local BMW Dealer. Alternatively visit www.bmwfs.co.uk or call us on 0870 5050 150.

Our comprehensive range of finance and insurance products includes:

- BMW Select (Personal Contract Purchase)
- BMW Hire Purchase
- BMW Contract Hire
- BMW Leasing
- BMW Car Insurance
- BMW Shortfall
- BMW Income Protection



BMW Magazine. Every new BMW customer receives a complimentary subscription to BMW Magazine. This publication features all the latest news and developments from BMW, together with a variety of driving and lifestyle features.

BMW News. To ensure you're one of the first to hear the latest BMW news and developments, BMW UK offer an email programme. Sign-up at: www.bmw.co.uk/newsletter



BMW World, an iconic building in the Munich skyline. The BMW World is a true brand experience where it's possible to marvel at the historic BMWs in the museum, learn about our engineers' newest innovations and take a tour of the plant to experience with your own eyes the cutting-edge and exacting methods used to create a BMW.

every stage from the development of fuel-saving and alternative vehicle concepts to environmentally-friendly production processes and recycling. Our research and development philosophy BMW EfficientDynamics delivers tangible benefits to customers, our climate and the environment. This is reflected in the reduction of CO₂ emissions by nearly 30% across our European fleet of new cars between 1995 and today. We're also aiming to reduce the amount of resources such as water and energy consumed by our vehicle production by 30%

between 2006 and 2012. Your BMW is part of a comprehensive recycling concept. At the end of its long service life, every single vehicle can be easily and economically recycled. Please contact your BMW Dealer on all matters regarding the return of your end-of-life vehicle. For further information please visit our website.

➤ www.bmw.co.uk/EfficientDynamics
➤ www.bmwgroup.com/sustainability

More about BMW



The Ultimate
Driving Machine

www.bmw.co.uk

The models illustrated in this Brochure show the specifications for the German market. In part, they include optional equipment and accessories not fitted as standard. According to the specific requirements of other markets, alterations in models, standard and optional equipment, as described in this brochure, may occur. For precise information please contact your local dealership. Subject to change in design and equipment. Part number 94 23 2 117 100.
© BMW AG, Munich/Germany. Not to be reproduced wholly or in part without written permission of BMW AG, Munich.

BMW recommends  **EDGE**

