

# Ford GALAXY



Go Further



Visionary. Ingenious. Remarkable.  
Every car bears his signature.

*Henry Ford*



Scan the QR codes to access additional content.  
View Ford's remarkable history in action.



Model shown: Titanium X with optional extras available at additional cost.

Travel in first class.





Model shown: Titanium with optional extras available at additional cost.

A new dimension in space and comfort.



# Connects with your voice, responds to your touch.

## Ford SYNC 3

Ford SYNC 3\* integrates seamlessly with your compatible smartphone, letting you control everything from phone calls and text messaging to music and satellite navigation<sup>o</sup> – all via the 8" touchscreen or through remarkably simple voice commands.



### SYNC 3 features

Manage your phone, music, apps, and navigation with simple voice commands

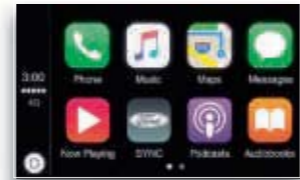
- Hear your text messages read aloud for you
- Receive clear turn-by-turn directions to any destination
- Customise navigation display with full, split-screen or 3D map views
- Emergency Assistance<sup>1</sup> helps occupants place an emergency call to provide emergency services with the vehicle location in their respective language



### FordPass App

Access Additional features with the FordPass smartphone App.

- Select points of interest around your current location or en route to your destination. FordPass automatically sends these locations to your SYNC 3 Navigation when you connect through AppLink
- Receive up-to-the-minute traffic data for the best-calculated journey times possible with Live Traffic\*\*
- Search for refuelling points by brand or fuel grade
- Search available parking spaces, check their costs, opening hours and ratings



“Call John”

“Listen to message”

“I need fuel”

“Find town centre”

“I need to park”

“I'm hungry”

\*SYNC 3 is standard across the range.

\*\*Live Traffic access is free for the first 2 years following the purchase of a new Ford featuring SYNC 3 with navigation; thereafter there is an annual licence fee.

**Please note:** Full SYNC 3 smartphone integration only available with iPhone 5/Android 5.0 (Lollipop) or higher. Some SYNC 3 functions require a data connection, so mobile data charges will apply. To check whether Apple CarPlay and Android Auto are available in your market, please check official Apple CarPlay and Android Auto websites for the latest information. Some touchscreen functions shall not be used by the driver whilst driving.

<sup>1</sup>Ford Emergency Assistance is an innovative SYNC feature that uses a Bluetooth<sup>®</sup>-paired and connected mobile phone to help vehicle occupants initiate a call to the local Communications Centre, following a vehicle crash event involving an airbag deployment or fuel pump shut off. The feature operates in more than 40 European countries and regions.



### Impressive diesel line-up

All Ford Galaxy diesel models impress with their refined power, responsiveness and fuel economy. The acclaimed engine line-up, starting with the competitive 120 PS, ranges to the high-power 240 PS Ford EcoBlue unit, which employs our latest **bi-turbo technology** for an even more spirited performance.



### Glare-free high beam

**Glare-free high beam** is designed for you to drive on high beam without dazzling other road users. Sensors identify traffic ahead of your car and adjust the high beam pattern to help protect other road users from glare, while illuminating the remainder of the road for greater visibility (Option on Titanium & Titanium X).



### Intelligent All-Wheel Drive

Ford Galaxy's **Intelligent All-Wheel Drive (AWD)** system continually monitors where power is needed, and is designed to automatically apply the required torque to each individual wheel for added confidence, in various road conditions (optional on Titanium and Titanium X).




### Active Park Assist

Simply push the **Active Park Assist** button and the sensors of this innovative system locate a suitable space as you drive past. Then it can automatically steer you in, while all you do is operate the accelerator, gears and brake (following on-screen instructions and audible signals). (Standard on Titanium X. Optional on Zetec and Titanium)



### Panorama roof

Enjoy the beauty of the outdoors from the comfort of your Ford Galaxy. A full-length glass panorama roof lets the sunshine in and offers plenty of fresh air too, thanks to its electrically-operated sliding action. A Solar Reflect coating and powered sunblind provide shade and privacy when required. (Standard on Titanium X, optional on Zetec and Titanium).



### Pre-Collision Assist

Using radar and a camera, **Pre-Collision Assist** keeps a watchful eye on the road ahead for cars and pedestrians. The system is designed to read the road conditions and can alert you to a potential collision. If you don't respond to the system's warning signals, the car is designed to automatically apply the brakes to help avoid or reduce the effect of impact (option as part of Active City Stop and Adaptive Cruise Control)





## Galaxy Zetec

### Exterior features

- 17" 20-spoke alloy wheels
- Front fog lights
- Upper front grille with chrome surround
- Headlight courtesy delay
- Daytime running lights
- Electrically-operated and heated auto-fold door mirrors with body colour housings, side indicators and puddle lights
- Remote control central locking
- Thatcham Category 1 alarm with volume-sensing perimeter alarm
- Black-finish roof rails
- Dual exhaust
- Front and rear parking distance sensors

### Interior features

- Ford SYNC 3 with 8" touchscreen, DAB Audio System with single CD and 8 speakers, enhanced voice control and Emergency Assistance
- Ford Power Starter Button
- Dual-zone Electronic Automatic Temperature Control air conditioning
- Power-operated front and rear windows with global opening/closing and one-shot up/down
- Overhead console with sunglasses stowage and child watch mirror
- Front seat back tray tables
- Front door scuff plates
- Front carpet floor mats
- Second-row reading lights
- Driver's and front passenger's front and side airbags

- Driver's knee bolster airbag, first-, second- and third-row side curtain airbags
- Tonneau cover
- Third-row rear seats with manual fold flat, slide and recline, and manual easy entry to the third row
- Quickclear heated windscreen

### Galaxy Zetec engine choices

Petrol:  
1.5 EcoBoost 165 PS

Diesel:  
2.0 EcoBlue 120 PS  
2.0 EcoBlue 150 PS



360°



## Galaxy Titanium

### Exterior features additional to Zetec

- 17" 5x2-spoke alloy wheels
- LED daytime running lights
- Lower front grille with chrome surround
- Rear privacy glass
- Chrome side window lower trim
- Chrome-finish roof rails
- Automatic headlights including Auto High Beam
- Keyless Entry system
- Automatic rain sensing front windscreen wipers with variable adjustment

### Interior features additional to Zetec

- Ford DAB Navigation system with full European mapping
- 10.1" colour TFT cluster display
- Interior ambient lighting
- Rear velour floor mats
- Lane Keeping System (including Lane Keeping Aid, Driver Alert and Traffic Sign Recognition)
- Cruise control (includes Speed Limiter and Intelligent speed assistance)

### Galaxy Titanium engine choices

- Petrol:
- 1.5 EcoBoost 165 PS
- Diesel:
- 2.0 EcoBlue 150 PS
  - 2.0 EcoBlue 190 PS



**10.1" colour TFT cluster display**  
(Standard)



**Chrome side window lower trim**  
(Standard)



## Galaxy Titanium X

### Exterior features additional to Titanium

- Electrically-operated opening panorama roof with power sunblind
- 17" 10-spoke alloy wheels
- Power tailgate (key fob button operated)
- Rear-view camera

### Interior features additional to Titanium

- Salerno Leather seat trim in a choice of Ebony or Ceramic colours
- 10-way power driver seat (with memory) and 8-way power passenger seat adjustment
- Variable heated driver and front passenger seat
- Active Park Assist with Parallel (includes Park Out Assist) and Perpendicular parking

### Galaxy Titanium X engine choices

- Petrol:  
1.5 EcoBoost 165 PS
- Diesel:  
2.0 EcoBlue 150 PS  
2.0 EcoBlue 190 PS  
2.0 EcoBlue 240 PS



Electrically-operated opening panorama roof with power sunblind  
(Standard)



Active Park Assist  
(Standard)

More of what you deserve.

### Front wide-view camera

Provides an extensive view from the very front of your car to the left- and right-hand sides. Particularly useful at junctions and when driving forwards out of parking spaces where your lateral view is impaired (option on Titanium & Titanium X).



### Adaptive Lighting with Ford Dynamic LED headlights

Detects different road conditions and selects the appropriate beam pattern. While the **dynamic curve light** throws the beam inside the curve to let you see further and sooner. The headlights also incorporate **daytime running lights**, with three LED strips that also function as turn indicators, flashing sequentially towards the direction of turn. (Available as an option on Titanium and Titanium X)



### Adaptive Steering

Designed to adjust the steering ratio to match the car's speed. At lower speeds, a small turn of the steering wheel translates into a big turn of the front wheels, making parallel parking a breeze. At higher speeds, the steering wheel must be turned further for the same effect, enhancing directional stability and ride comfort. (Available as an option on Titanium and Titanium X)



### Adaptive Cruise Control with Stop & Go

Adaptive Cruise Control with Stop & Go\* helps to keep you an appropriate distance from the vehicle in front, even if it slows to a stop. And when the traffic starts moving again, your car will pull away too, making driving easier in slow-moving or stop/start traffic (option on Titanium & Titanium X).

\*Stop & Go feature is available for models with automatic transmission only. Adaptive Cruise Control is available for manual vehicles.



### Hands-free Power Tailgate

Opening or closing Galaxy's tailgate is easy, even when your hands are full. With the keys in your pocket or bag, simply use a gentle kicking motion under the centre of the rear bumper and the tailgate will open and close without you having to touch a thing. (Available as an option across the range)



### Ford ClearView Wiper System

Improves visibility and reduces costs by using less fluid than ordinary screen washer systems. Unlike conventional spray nozzles, multiple holes along the ClearView wipers deliver the washer fluid directly into the path of each wiper blade as it moves across the windscreen (standard across the range).



**Blazer Blue**  
Standard body colour



**Shadow Black**  
Premium body colour\*



**Frozen White**  
Premium body colour\*



**Ruby Red**  
Exclusive body colour\*



**Moondust Silver**  
Premium body colour\*



**Magnetic**  
Exclusive body colour\*



**Guard**  
Premium body colour\*

## We chose Chrome Blue. What will you choose?

Ford Galaxy owes its beautiful and durable exterior to a special multi-stage painting process. From the wax-injected steel body sections to the protective top coat, new materials and application processes ensure your Galaxy will retain its good looks for many years to come.



**Chrome Blue**  
Metallic body colour\*

\*Premium and Exclusive body colours are available at extra cost.  
The Ford Galaxy is covered by the Ford Perforation Warranty for 12 years from the date of first registration. Subject to terms and conditions.  
**Note:** The car images used are to illustrate body colours only and may not reflect current specification or product availability.  
Colours and trims reproduced within this brochure may vary from the actual colours, due to the limitations of the printing processes used.



# Made to measure.

Inside the Ford Galaxy sound absorption materials create a place of harmony and control.



- 1. Solitude in Ebony for Zetec
- 2. Axis in Ebony for Titanium
- 3. Salerno leather in Ebony
- 4. Salerno leather in Medium Soft Ceramic

- 5. Salerno Micro Perf leather in Ebony for Titanium X (only available with Multi Contour Seat option)
- 6. Salerno Micro Perf leather in Medium Soft Ceramic for Titanium X (only available with Multi Contour Seat option)



Model shown is a Titanium X with Salerno Leather in Ebony seat trim.

**Power drivers seat with memory**  
Getting in and out of the new Galaxy Titanium X is made easier by the **10-way power-operated driver's seat with memory function**, it always returns to your ideal driving position.





## Wheels



17" 20-spoke alloy wheels  
Standard on Zetec



17" 5x2-spoke alloy wheels  
Standard on Titanium



17" 10-spoke alloy wheels  
Standard on Titanium X



18" 5x2-spoke alloy wheels  
Option on Titanium and Titanium X



19" 5x2-spoke alloy wheels  
Option on Titanium X

Wheels	Zetec	Titanium	Titanium X
Alloy – 17" 20-spoke (Fitted with 235/55 tyres)*	●	-	-
Alloy – 17" 5x2-spoke (Fitted with 235/55 tyres)*	-	●	-
Alloy – 17" 10-spoke (Fitted with 235/55 tyres)*	-	-	●
Alloy – 18" 5x2-spoke (Fitted with 235/50 tyres)*	-	○	○
Alloy – 19" 5x2-spoke (Fitted with 245/45 tyres)	-	-	○
Locking wheel nuts	●	●	●

● = Standard, ○ = Optional, at extra cost, □ = Part of option pack, at extra cost.

**Main image** 19" 5x2-spoke alloy wheel in Luster Nickel finish.

**Note** The 19" wheels available on Ford Galaxy are designed to deliver even more sporting driving characteristics and a firmer ride quality compared to the other alloy wheels.

**Note** All alloy wheels are also available as accessories through your local Ford Dealer at extra cost.



## Exterior features

	Zetec	Titanium	Titanium X
<b>Exterior convenience features</b>			
Active Park Assist (enhanced) – Including parallel (with park-out assist) and perpendicular park assist	○	○	●
Headlights – Courtesy delay	●	●	●
Headlights – Halogen projector	●	●	●
Headlights – Adaptive Glare-Free highbeam LED (includes dynamic auto levelling)	-	○	○
Headlights – Halogen Daytime running lights	●	-	-
Headlights – LED Daytime running lights	-	●	●
Headlights – Manual levelling control	●	●	●
Headlights – Dynamic auto levelling (as part of the optional Adaptive LED headlights)	-	○	○
Headlights – Auto-lighting includes autowipers and Auto High Beam	-	●	●
Power tailgate (button operated)	-	-	●
Rear lights with LED technology	●	●	●
Rear-view camera	-	-	●
Front camera with wide view and rear-view camera (only available with the optional Sony DAB Navigation system)	-	○	○
Parking distance sensors – Front and rear	●	●	●
Wipers – Manual with ClearView wiper system	●	-	-
Wipers – Automatic with ClearView wiper system	-	●	●
Windscreen – Acoustic driver and passenger side windows (standard only with AWD PowerShift models)	-	-	●
Quickclear heated front windscreen	●	●	●

● = Standard, ○ = Optional, at extra cost, □ = Part of option pack, at extra cost.

### Load floor net

Elasticated net attaches to tie-down hooks in the load compartment. Helps to secure smaller items. (Accessory only)

### Load compartment mat

Reversible design offers choice of carpet or durable rubber surface ideal for carrying wet or dirty items. Also offers fold-out bumper protection. (Accessory only)

### Load retention system

Robust retention systems meeting European ECE-R17/ISO27955 safety requirements keep items of luggage safely in the load compartment. A net can be ordered for fitment behind the second row of seats, while a guard is available for fitment behind either first or second row. (Accessory only). (Not available in conjunction with Tri-zone Electronic Automatic Temperature Control)

### Tow bars

Ford's power-operated retractable tow bar automatically stows itself out of sight below the rear bumper when not in use, retaining the car's sleek looks. (Accessory only not in combination with load levelling). Also available as a detachable tow bar (Option and Accessory) and a fixed tow bar (Accessory only). While towing, the standard Electronic Stability Control (ESC) ensures the trailer sway is counteracted.

### Mud flaps

Contoured mud flaps help to keep your Ford Galaxy clean by reducing road spray and stone chips. Available as sets for front and rear. Not in combination with body styling kit. (Accessory only)

### Cross bars, for roof rails

Sturdy and lockable cross bars allow you to transport loads safely and easily. The cross bars are only available in combination with roof rails, and form the basis for various available roof attachments. (Accessory only)

### Rubber floor mats

All-weather rubberised floor mats are tailor-made to fit perfectly and protect against dirt and damp. Securely fixed directly onto the vehicle's floor, the mat cannot slip and interfere with the pedals. (Accessory only)



For a comprehensive list of accessories, view the Online Accessory Catalogue at [www.ford-accessories.co.uk](http://www.ford-accessories.co.uk)  
 For a range of Ford branded merchandise – from clothing to lifestyle products and model cars – visit [www.fordlifestylecollection.com](http://www.fordlifestylecollection.com)

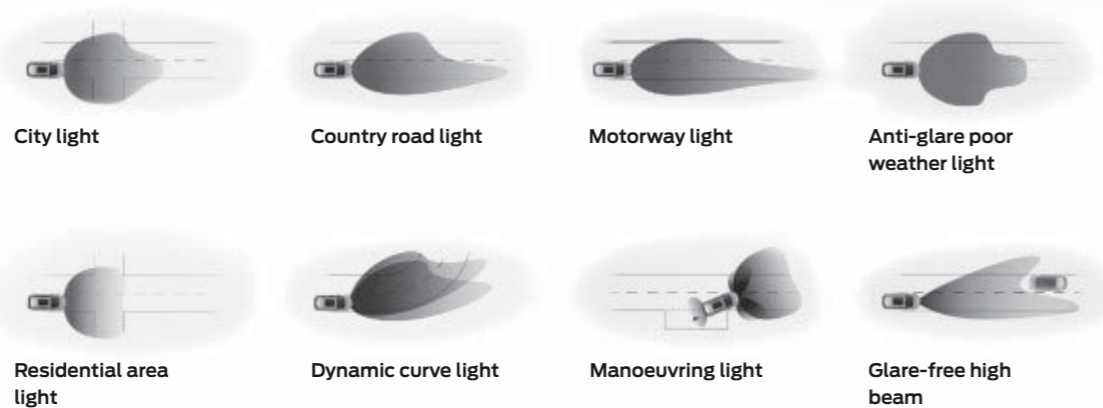


### LED front indicators

Ford Galaxy's LED daytime running lights integrated into the headlights, also function as turn indicators, flashing sequentially towards the direction of turn (available as part of the optional Ford Dynamic LED Headlights).

### Adaptive Lighting with Ford Dynamic LED headlights

The optional Adaptive Lighting system with variable light distribution provides enhanced illumination in a range of driving situations, based on speed, steering wheel angle or camera information.



## Exterior features

Exterior design features	Zetec	Titanium	Titanium X
Black finish on upper doorline	●	-	-
Chrome finish on doorline	-	●	●
Door mirrors – Power-operated, heated and power-foldable with body colour housings, side indicators and puddle lights	●	●	●
Door handles – Body colour	●	●	●
Front and rear bumper – Self colour lower/body colour upper	●	●	●
Front fog lights	●	●	●
Fog light bezel – Self colour	●	●	●
Front lower grille – Self colour	●	-	-
Front lower grille – Self colour with chrome surround	-	●	●
Front upper grille – Chrome horizontal bars with chrome finish surround	●	●	●
Panorama roof – Electric opening (includes electrically-operated sunblind)	○	○	●
Roof rails – Black finish	●	-	-
Roof rails – Chrome finish	-	●	●
Rocker panel mouldings – Self colour	●	●	●
Rear privacy glass – Dark glass on rear windows	○	●	●
Detachable tow bar (with connector kit)	○	○	○

● = Standard, ○ = Optional, at extra cost, □ = Part of option pack, at extra cost.



## Less drag, less fuel\*

### Active Grille Shutter

To reduce wind resistance, the Active Grille Shutter automatically opens and closes to control the amount of cooling air entering the engine compartment. The result? Faster engine warm-up times and a reduction in aerodynamic drag for better fuel economy.

\*Compared to vehicles where Active Grille Shutter is not fitted.



#### Convenience at the touch of a button

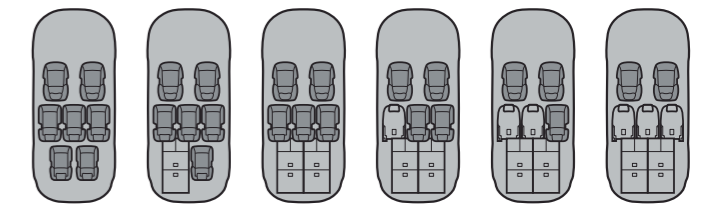
The 10-way power-operated driver's seat with memory function makes getting in and out of the Ford Galaxy Titanium X as easy as pressing a button, always returning to your ideal driving position. (Image shown with optional rear compartment air-conditioning)

## Interior features

### Seats

	Zetec	Titanium	Titanium X
Front seat – Driver's manual lumbar support adjustment	●	●	-
Front seat – 4-way manual driver seat (fore/aft/up/down)	●	●	-
Front seat – 10 way power driver seat with mirror and seat memory function	-	-	●
Front seat – Passenger's manual lumbar support adjustment	●	●	-
Front seat – 4-way manual passenger seat (fore/aft/up/down/recline)	●	●	-
Front seat – 8 way power passenger seat	-	-	●
Front seats – 2-way manual height adjust passive head restraints	●	●	●
Front seats – Variable heated driver and passenger seat	○	○	●
Front seats – Driver and passenger underseat stowage	●	●	●
Front seats – Seat back tray tables	●	●	●
Rear seats – Second row seats with manual easy entry (includes fold flat, slide and recline)	●	●	●
Rear seats – Third row seats with manual fold flat, slide and recline and manual easy entry to the third row	●	●	●

● = Standard, ○ = Optional, at extra cost, □ = Part of an option pack, at extra cost.



#### Versatility with style

The Ford Galaxy offers generous space for every occupant, with flexibility, comfort and convenience to spare. Its versatile seven-seat interior can adapt with ease to accommodate your lifestyle.

## Interior features

Interior design features	Zetec	Titanium	Titanium X
Floor mats – Carpet, front	●	-	-
Floor mats – Carpet, front and rear (includes 3rd row floor mats)	-	●	●
Gearshift knob – Leather-trimmed	●	●	●
Scuff plates – Bright finish front door	●	●	●
Steering wheel – Leather wrapped	●	●	●
Steering wheel – Heated (only available with heated front seats. Heated front seats are standard on Titanium X)	○	○	○
Climate control			
Air conditioning – Dual–Zone Electronic Automatic Temperature Control	●	●	●
Air conditioning – Rear seat air-conditioning (Tri–Zone Electronic Automatic Temperature Control)	○	○	○

● = Standard, ○ = Optional, at extra cost, □ = Part of an option pack, at extra cost.



### Heated steering wheel

Warms up at the touch of a button to add another layer of comfort between you and the cold outside. Available as an option (must also have heated front seats selected as an option on Zetec & Titanium).

# Arrive refreshed and invigorated

### Multi-contour front seats

Built into the front seats are 11 pneumatic cushions, arranged to provide extra support, comfort and, when required, give you a massage. Operated via the 8" colour touchscreen, they can massage your upper back, lower back, bottom and thighs to help prevent muscle fatigue on long journeys. Both front seats are covered in perforated leather and include a cooling and heating function and 10-way power adjustment. (Available as an option on Titanium X. Must be ordered with Sony DAB Navigation system.)



## Interior features

	Zetec	Titanium	Titanium X
<b>Interior convenience features</b>			
Ford Power Starter Button	●	●	●
Ford KeyFree System	-	●	●
Ford KeyFree System with hands free power tailgate	-	○	○
Centre console – with fixed armrest and stowage	●	●	●
Centre console – with cup holders	●	●	●
Courtesy lights – LED 2nd and 3rd row reading lights	●	●	●
Courtesy lights – ambient lighting (front door release handles, console main stowage bin, media hub, console pass through and front and rear footwells)	-	●	●
Cruise control – includes Speed Limiter and intelligent speed assistance	○	●	●
Adaptive Cruise Control (includes Pre-Collision Assist)	-	○	○
Mirror – Auto-dimming rear-view	-	●	●
MyKey	●	●	●
Overhead console – with sunglasses stowage and child observation mirror	●	●	●
Sunblinds – Rear doors, manual	□/○	□/○	□/○
Windows – Fixed rear quarter glass	●	●	●
Windows – Acoustic driver and passenger side windows (standard with AWD PowerShift models only)	-	●	●
Windows – Power-operated front and rear with one touch lowering/closing	●	●	●
Windows – Global lowering/closing – key fob operated	●	●	●

## Interior features

	Zetec	Titanium	Titanium X
<b>Audio and communication systems</b>			
Ford DAB Radio/CD Audio system, single CD, AM/FM dual tuner radio, 8" TFT LCD Touchscreen, 8 speakers, Ford SYNC 3 with Bluetooth®, voice control and Emergency Assistance, Media Hub with 2 USB ports	●	-	-
Ford DAB Navigation system, Radio/CD Audio system, single CD, AM/FM dual tuner radio, 8" TFT LCD Touchscreen, 8 speakers, Ford SYNC 3 with Bluetooth®, voice control and Emergency Assistance, Media Hub with 2 USB ports	○	●	●
Sony DAB Navigation system, Radio/CD Audio system, single CD, AM/FM dual tuner radio and TMC (Traffic Message Channel), 8" TFT LCD Touchscreen, 12 speakers, Ford SYNC 3 with Bluetooth®, voice control and Emergency Assistance, Media Hub with 2 USB ports	-	○	○
<b>Loadspace</b>			
Load compartment 4 tie down rings	●	●	●
Loadfloor storage compartment	●	●	●
Tonneau cover	●	●	●

● = Standard, ○ = Optional, at extra cost, □ = Part of an option pack, at extra cost.

The Bluetooth® word mark and logos are owned by the Bluetooth SIG, Inc. and any use of such marks by Ford Motor Company Limited and its associated companies is under licence. Other trademarks and trade names are those of their respective owners.

## Smart technology

The Ford Galaxy comes with an impressive list of technologies designed to make life easier for you and those around you.

### 1. Front wide-view camera

Provides an extensive view from the very front of your car to the left- and right-hand sides. Particularly useful at junctions and when driving forwards out of parking spaces where your lateral view is impaired. (Option on Titanium & Titanium X)

### 2. Traffic Sign Recognition<sup>o</sup>

Designed to automatically read standard format road-speed signs and display the posted speed limit in the instrument cluster. (Standard on Titanium and Titanium X)

### 3. Blind Spot Information System with Cross Traffic Alert<sup>o\*</sup>

As another vehicle – a car, van or lorry – enters your blind spot, the system is designed to alert you with a warning light built into the driver's and passenger's door mirrors. (optional across the range)

### 4. Active Park Assist<sup>o</sup>

Ultrasonic sensors confirm whether the gap is large enough to park in and the steering is then automatically controlled while you operate the pedals. (Standard on Titanium X, optional on Zetec and Titanium)

### 5. Adaptive Cruise Control with Stop & Go and Pre-Collision Assist<sup>o</sup>

Adaptive Cruise Control allows you to enter your desired speed and distance from the vehicle in front, and is designed to automatically maintain that set distance if traffic conditions impede travel at the desired cruising speed. For models with automatic transmission, Adaptive Cruise Control with Stop & Go\* helps maintain a pre-set distance from the vehicle in front, even if it slows to a stop. And when the traffic starts moving again, your car will pull away too. Pre-Collision Assist is designed to use the forward-facing camera and radar to identify potential frontal collisions, and provide an audible and visual warning, pre-charge the braking system and can automatically apply the brakes if you fail to react. (Option on Titanium & Titanium X)

### 6. Lane-Keeping System (includes Lane-Keeping Alert and Lane-Keeping Aid)<sup>o\*\*</sup>

Designed to recognise when you approach lane markings without using the indicator, and alerts you with vibrations through the steering wheel. If the system detects that an

unintentional lane change is likely to occur, it is designed to apply a steering torque back towards the lane you were in. (Standard on Titanium and Titanium X, optional on Zetec)

### 7. Intelligent Speed Limiter<sup>o</sup>

When activated, the system automatically restricts the vehicle speed to the speed limit detected by the Traffic Sign Recognition system. The driver can also select a top speed tolerance in addition to the detected speed limit. (Standard on Titanium and Titanium X)

### 8. Ford MyKey

This innovative feature lets you tailor and limit car settings – like top speed and audio volume – to suit individual users. This can help prevent the car being used in a manner that could detract from good and safe driving. (Standard across the range).

### 9. Rear-view camera

Select reverse gear and the rear-view camera comes on automatically in the centre stack display, allowing you to see objects behind your car. Special guidance graphics indicate the width and centre line of the car to help you manoeuvre more easily and safely.

### 10. Adaptive Steering

Designed to adjust the steering ratio to match the car's speed. At lower speeds, a small turn of the steering wheel translates into a big turn of the front wheels, making parallel parking a breeze. At higher speeds, the steering wheel must be turned further for the same effect, enhancing directional stability and ride comfort. (Optional on Titanium and Titanium X)

### 11. Ford ClearView Wiper System



Helps improve visibility and reduce costs by using less fluid than ordinary screen washer systems. Unlike conventional spray nozzles, multiple holes along the ClearView wipers deliver the washer fluid directly into the path of each wiper blade as it moves across the windscreen (Standard across the range).

<sup>o</sup>Uses sensors.

<sup>o</sup>Designed to operate at speeds above 6mph.

<sup>o</sup>Operates at speeds over 40mph on multi-lane roads with clearly visible lane markings.

<sup>o</sup>Stop & Go feature is available for models with automatic transmission only.



## Safety and security

	Zetec	Titanium	Titanium X
<b>Safety and driver assistance</b>			
Ford Intelligent Protection System (IPS) <sup>1)</sup>	●	●	●
Anti-lock braking system (ABS) with Electronic Brake-Force Distribution (EBD) <sup>1)</sup>	●	●	●
Curve Control <sup>1)</sup>	●	●	●
Roll Stability Control <sup>1)</sup>	●	●	●
Blind Spot Information System with Cross Traffic Alert <sup>1)</sup>	○	○	○
Lane Keeping Aid <sup>2)</sup> (including Lane Keeping Aid <sup>2)</sup> , Auto High Beam <sup>1)</sup> , Driver Alert <sup>2)</sup> )	○	●	●
Traffic Sign Recognition <sup>2)</sup> (Available with cruise control with active speed limiter)	○	●	●
Airbags – Driver and front passenger's* <sup>1)</sup>	●	●	●
Airbags – Front side impact <sup>1)</sup>	●	●	●
Airbags – Driver's knee bolster <sup>1)</sup>	●	●	●
Airbags – Driver and passenger's first, second and third row side curtain <sup>1)</sup>	●	●	●
Airbags – Passenger airbag deactivation switch <sup>1)</sup>	●	●	●
<b>Security</b>			
Childproof door and window locks on rear doors	●	●	●
Remote, power central single locking	●	●	●
Thatcham Category 1 alarm (includes remote central/double locking)	●	●	●

● = Standard, ○ = Optional, at extra cost, □ = Part of option pack, at extra cost. <sup>1)</sup>Safety feature, <sup>2)</sup>Driver assistance feature.


**\*Note: A rear-facing child seat should never be placed in the front passenger seat when the Ford vehicle is equipped with an operational front passenger's airbag. The safest place for children is properly restrained on the second-row seats.**

## Intelligent Protection System(IPS)<sup>1)</sup>

Ford Galaxy's advanced Intelligent Protection System (IPS)<sup>1)</sup> uses a range of sophisticated technologies that are designed to help keep you protected, including an ultra-high strength steel safety cage<sup>1)</sup>, Electronic Stability Control (ESC) and front and curtain airbags<sup>1)</sup>.

### The Ford Galaxy's IPS<sup>1)</sup> includes:

1. Driver's and front passenger's airbags\*<sup>1)</sup>
2. Driver's, front passenger's and second row (option) side impact airbags<sup>1)</sup>
3. Driver's inflatable knee airbag<sup>1)</sup>
4. Side curtain airbags for front and rear seats<sup>1)</sup>



<sup>1)</sup>Uses sensors. <sup>2)</sup>Safety feature.

<sup>1)</sup>Includes front passenger's airbag deactivation switch.  
**Note: A rear-facing child seat should never be placed in the front passenger seat when the Ford vehicle is equipped with an operational front passenger's airbag. The safest place for children is properly restrained on the second-row seats.**

## Mechanical features

	Zetec	Titanium	Titanium X
<b>Steering</b>			
Electric power-assisted steering (EPAS)	●	●	●
Adaptive Front Steering	-	○	○
Gear Shift indicator light (Enabled)	●	●	●
Steering column – Rake-and reach-adjustable	●	●	●
<b>Suspension</b>			
Suspension – Self-levelling (not available with AWD)	○	○	○
<b>Technology</b>			
Auto Stop-Start system	●	●	●

● = Standard, ○ = Optional, at extra cost. □ = Part of an option pack, at extra cost.

## Insurance Groups

	Euro Stage	Zetec	Titanium	Titanium X
1.5 EcoBoost (165 PS) 6-speed manual 4x2	Stage 6.2	20E	20E	22E
2.0 EcoBlue (120 PS) 6-speed manual 4x2	Stage 6.2 + DPF	19E	-	-
2.0 EcoBlue (150 PS) 6-speed manual 4x2	Stage 6.2 + DPF	21E	23E	23E
2.0 EcoBlue (150 PS) 6-speed manual 4x4	Stage 6.2 + DPF	-	25E	-
2.0 EcoBlue (150 PS) 8-speed auto 4x2	Stage 6.2 + DPF	21E	23E	23E
2.0 EcoBlue (190 PS) 6-speed manual 4x2	Stage 6.2 + DPF	-	26E	26E
2.0 EcoBlue (190 PS) 8-speed auto 4x2	Stage 6.2 + DPF	-	25E	26E
2.0 EcoBlue (190 PS) 8-speed auto 4x4	Stage 6.2 + DPF	-	-	27E
2.0 EcoBlue (240 PS) 8-speed auto 4x2	Stage 6.2 + DPF	-	-	31E

E = Exceeds security requirement. Insurance ratings are issued by the Association of British Insurers and are shown above on the 1-50 rating scales. All vehicles listed above are fitted with the Auto Stop Start system.

## Option Packs

Option packs	Zetec	Titanium	Titanium X
Family Pack – Manual rear door sunblinds (2nd row), 230 V Power Outlet & trays for 2nd row passengers	○	○	○

● = Standard, ○ = Optional, at extra cost, □ = Part of option pack, at extra cost.

## Helps you find a space. And get in. And get out again



### Active Park Assist

Can help you either to parallel park, or park perpendicular to the road. Once activated, the enhanced system can help locate a suitable space as you drive past. It automatically steers you in, while you operate the pedals (following on-screen and audible signals).



### Park-Out Assist

Designed to help you get out of a parallel parking space in the same way.



# Improved response

## High Power bi-turbo diesel engine

Efficient, refined and powerful, the high-power 240 PS EcoBlue diesel engine delivers significantly higher outputs and lower fuel consumption than a conventional diesel. The electronically-controlled sequential bi-turbo design helps ensure optimum efficiency, with both smooth and strong acceleration across the speed range, and excellent performance feel.

All our engines – petrol and diesel – are equipped with Auto-Start-Stop that automatically cuts off the engine when the car comes to a stop, further reducing exhaust emissions and fuel consumption.

## Fuel, performance and emissions

The test used to establish fuel consumption and CO<sub>2</sub> figures has changed to deliver results that are more representative of real life driving. The Worldwide Harmonised Light Vehicle Test Procedure (WLTP) has replaced the old NEDC test. The Fuel Consumption figures shown are derived from the new WLTP test. However, until 6th April 2020, the CO<sub>2</sub> figure shown will be the NEDC equivalent and this will be used to calculate Vehicle Excise Duty.

### Understanding fuel data

The table below shows the fuel consumption (WLTP) and CO<sub>2</sub> emissions (NEDC equivalent) for each available engine when fitted on a standard specification Ford S-MAX (with no options or accessories). Adding options or accessories to your chosen vehicle can impact WLTP fuel consumption and CO<sub>2</sub> emissions. Please speak to your Ford dealer for more information.

The fuel consumption you achieve in real life conditions and CO<sub>2</sub> produced will depend upon a number of factors including any options and accessories fitted, variations in weather, driving styles and vehicle load

Engine	1.5L Ford EcoBoost 165PS (121kW)	2.0L Ford EcoBlue 120PS (88kW)	2.0L Ford EcoBlue 150PS (110kW)	2.0L Ford EcoBlue 150PS (110kW)	2.0L Ford EcoBlue 150PS (110kW)	2.0L Ford EcoBlue 190PS (139kW)	2.0L Ford EcoBlue 190PS (139kW)	2.0L Ford EcoBlue 190PS (139kW)	2.0L Ford EcoBlue 240PS (176kW)
Available on 5-door SUV	Zetec, Titanium, Titanium X	Zetec	Zetec, Titanium, Titanium X	Titanium	Zetec, Titanium, Titanium X	Titanium, Titanium X	Titanium, Titanium X	Titanium X	Titanium X
<b>Euro Stage</b>	Stage 6.2	Stage 6.2 + DPF	Stage 6.2 + DPF	Stage 6.2 + DPF	Stage 6.2 + DPF	Stage 6.2 + DPF	Stage 6.2 + DPF	Stage 6.2 + DPF	Stage 6.2 + DPF
<b>Maximum Power PS (kW)</b>	165PS (121kW)	120PS (88kW)	150PS (110kW)	150PS (110kW)	150PS (110kW)	190PS (139kW)	190PS (139kW)	190PS (139kW)	240PS (176kW)
<b>Torque Nm</b>	242	340	350	370	350	400	400	400	500
CO <sub>2</sub> emissions (NEDC equivalent figures by wheel size) <sup>oo</sup>									
17" Wheel CO <sub>2</sub> emissions (g/km) <sup>oo</sup>	168	135	134	155	140	137	134	159	158
18" Wheel CO <sub>2</sub> emissions (g/km) <sup>oo</sup>	174	138	139	159	142	143	139	162	160
19" Wheel CO <sub>2</sub> emissions (g/km) <sup>oo</sup>	171	-**	135	155	140	138	135	159	158
<b>Transmission</b>	6-speed manual	6-speed manual	6-speed manual	6-speed manual	8-speed automatic	8-speed automatic	6-speed manual	8-speed automatic	8-speed automatic
<b>Drive</b>	2x4	2x4	2x4	4x4	2x4	2x4	2x4	4x4	2x4
Combined Fuel Consumption <sup>oo</sup> (WLTP figures with no options)									
Lowest Performing MPG (L/100km) Combined	26.6 (10.6)	39.2 (7.2)	39.2 (7.2)	35.3 (8.0)	33.6 (8.4)	35.8 (7.9)	39.2 (7.2)	31.7 (8.9)	32.5 (8.7)
Highest Performing MPG (L/100km) Combined	38.2 (7.4)	52.3 (5.4)	52.3 (5.4)	48.7 (5.8)	49.6 (5.7)	47.9 (5.9)	52.3 (5.4)	44.8 (6.3)	48.7 (5.8)

\*In 4th gear. \*\* This engine and wheel combination is not orderable and therefore there is no CO<sub>2</sub> data to display. <sup>oo</sup>Ford test figures.

<sup>oo</sup>The declared Fuel/Energy Consumptions, CO<sub>2</sub>-Emissions and Electric range are determined according to the technical requirements and specifications of the European Regulations (EC) 715/2007 and (EU) 2017/1151 as last amended. Light Duty Vehicles type-approved using the World Harmonised Light Vehicle Test Procedure (WLTP) have Fuel/Energy Consumptions and CO<sub>2</sub>-Emission information for both New European Drive Cycle (NEDC) and WLTP. WLTP is a new, more realistic test procedure for measuring fuel consumption and CO<sub>2</sub> emissions and will fully replace the NEDC latest by end of the year 2020. The applied standard test procedure enables comparison between different vehicle types and different manufacturers. In addition to the fuel efficiency of a car, driving behaviour as well as other non-technical factors play a role in determining a car's fuel/energy consumption, CO<sub>2</sub> emissions and electric range. CO<sub>2</sub> is the main greenhouse gas responsible for global warming. A guide on fuel economy and CO<sub>2</sub> emissions which contain data for all new passenger car models is available at any point of sale free of charge or can be downloaded under <http://carfueldata.dft.gov.uk>.

<sup>oo</sup>Represents the lightest kerbweight assuming driver at 75 kg, full fluid levels and 90% fuel levels, subject to manufacturing tolerances and options, etc, fitted. The performance and economy of all models will be reduced when used for towing. Roof load weight limit is a maximum of 75 kg on all models

## Fuel, performance and emissions

Engine	1.5L Ford EcoBoost 165PS (121kW)	2.0L Ford EcoBlue 120PS (88kW)	2.0L Ford EcoBlue 150PS (110kW)	2.0L Ford EcoBlue 150PS (110kW)	2.0L Ford EcoBlue 150PS (110kW)	2.0L Ford EcoBlue 190PS (139kW)	2.0L Ford EcoBlue 190PS (139kW)	2.0L Ford EcoBlue 190PS (139kW)	2.0L Ford EcoBlue 240PS (176kW)
<b>Performance<sup>o</sup></b>									
Max. speed (mph)	124	114	123	122	122	129	131	128	135
0-62 mph (secs)	10.0	13.6	10.9	12.2	10.9	9.6	9.8	10.6	8.9
31-62 mph* (secs)	10.5	13.1	10.9	11.7	n/a	n/a	9.7	n/a	n/a
<b>Weights and loads</b>									
Kerbweight (kg) <sup>o</sup>	1708	1924	1924	1990	1935	1935	1926	2019	1969
Gross vehicle mass (kg)	2510	2560	2595	2660	2605	2605	2595	2675	2635
Gross train mass (kg)	4110	4060	4395	4460	4605	4605	4395	4675	4635
Max. towable mass (braked) (12%**)(kg)	1600	1500	1800	1800	2000	2000	1800	2000	200
Max. towable mass (unbraked) (kg)	750	750	750	750	750	750	750	750	750

\*In 4th gear. \*\* This engine and wheel combination is not orderable and therefore there is no CO2 data to display. <sup>o</sup>Ford test figures.

<sup>oo</sup>The declared Fuel/Energy Consumptions, CO<sub>2</sub>-Emissions and Electric range are determined according to the technical requirements and specifications of the European Regulations (EC) 715/2007 and (EU) 2017/1151 as last amended. Light Duty Vehicles type-approved using the World Harmonised Light Vehicle Test Procedure (WLTP) have Fuel/Energy Consumptions and CO<sub>2</sub>-Emission information for both New European Drive Cycle (NEDC) and WLTP. WLTP is a new, more realistic test procedure for measuring fuel consumption and CO<sub>2</sub> emissions and will fully replace the NEDC latest by end of the year 2020. The applied standard test procedure enables comparison between different vehicle types and different manufacturers. In addition to the fuel efficiency of a car, driving behaviour as well as other non-technical factors play a role in determining a car's fuel/energy consumption, CO<sub>2</sub> emissions and electric range. CO<sub>2</sub> is the main greenhouse gas responsible for global warming. A guide on fuel economy and CO<sub>2</sub> emissions which contain data for all new passenger car models is available at any point of sale free of charge or can be downloaded under <http://carfueldata.dft.gov.uk>.

<sup>o</sup>Represents the lightest kerbweight assuming driver at 75 kg, full fluid levels and 90% fuel levels, subject to manufacturing tolerances and options, etc, fitted. The performance and economy of all models will be reduced when used for towing. Roof load weight limit is a maximum of 75 kg on all models

## Dimensions

Exterior (mm)	
Overall length without towbar	4848
Overall width with/without mirrors	2137/1916
Overall height (unladen)	1747
Turning circle – kerb-to-kerb (m)	11.6*
<b>Luggage capacity (litres)<sup>†</sup></b>	
7-seat mode (laden to top of seat)	300
5-seat mode (laden to roof) (nominal/max.)	1206/1301
2-seat mode (laden to roof)	2339
<b>Fuel tank capacity (litres)</b>	
Petrol	66.2
Diesel	68.1**


<sup>†</sup>Measured in accordance with ISO 3832. Dimensions may vary dependent on the model and equipment fitted. \*12.3m with 19" Alloy wheels. \*\*64.4 on AWD variants.

## Colour and trim

Model	Zetec	Titanium	Titanium X	
<b>Seat facing trim and colour</b>	Solitude in Ebony	Axis in Ebony	Salerno Leather in Ebony	Salerno Leather in Medium Soft Ceramic
<b>Seat bolster trim and colour</b>	Omni in Ebony	Omni in Ebony	Salerno Leather in Ebony	Salerno Leather in Medium Soft Ceramic
<b>Door trim insert and colour</b>	Omni cloth in Ebony	Omni cloth in Ebony	Vinyl in Ebony	Vinyl in Medium Soft Ceramic
<b>Instrument panel strip finish</b>	Painted Ano Grey	Aluminium	Aluminium	Aluminium
<b>Centre stack bezel finish</b>	Charcoal Metallic	Sony Silky Black	Sony Silky Black	Sony Silky Black
<b>Instrument panel colour: Upper/Lower</b>	Ebony/Ebony	Ebony/Ebony	Ebony/Ebony	Ebony/Ebony
<b>Standard body colours</b>				
Blazer Blue (Standard)	●	●	●	●
<b>Premium and Exclusive body colours*</b>				
Frozen White (Premium)	○	○	○	○
Chrome Blue (Premium)	○	○	○	○
Moondust Silver (Premium)	○	○	○	○
Magnetic (Exclusive)	○	○	○	○
Shadow Black (Premium)	○	○	○	○
Guard (Exclusive)	○	○	○	○
Ruby Red (Exclusive)	○	○	○	○

● = Standard, ○ = Option, at extra cost.

\*Premium and Exclusive body colours are optional, available at extra cost.



## Making ownership easy and affordable.

Take advantage of a range of invaluable services and make the most of your car.

### FORD SERVICE

Allows you to relax knowing we're always by your side.

With Ford, the service doesn't end when you leave the showroom. Ford Service is designed to keep your Ford in great condition and help you make the most of your car – throughout its life.

- **Comprehensive service and maintenance plans**
- **Use of quality Ford parts for added peace of mind**
- **Ford trained technicians using the latest diagnostic equipment and tools**
- **Ford Online Service Booking**
- **One Call for everything Ford 0203 564 4444**
- **Ford Accident Management, service free to all drivers**

Also, every Ford vehicle comes with 12 months UK & European Roadside Assistance from the date of registration. This can be extended for a further 12 months when your vehicle has a Scheduled service at a participating Ford Dealer.

### FORD INSURE

At Ford Insure we provide insurance designed specifically for Ford owners. We have comprehensive cover which includes features and benefits that really matter to you, along with first class service.

- **Repairs carried out by Ford-trained technicians at Ford Accident Repair Centres**
- **Genuine Ford parts with a 5 year guarantee**
- **Small replacement car for the duration of your repairs**
- **Ford Insure experts at UK call centres**
- **24 hour accident recovery**
- **Unlimited cover for standard fit in-car entertainment equipment**
- **Up to 90 days European cover**
- **Replacement child seats in the event of an accident**

Terms and conditions apply.

Ford Insure is sold and administered by Europa Group Limited which is authorised and regulated by the Financial Conduct Authority. Registration number 309794. Registered in England with company number 3279177. Registered office: Europa House, Midland Way, Thornbury, Bristol, BS35 2JX.

### FORD PROTECT

Extend your warranty up to 5 years/100,000 miles with Ford Protect.

Extend your standard 3-year/60,000 miles warranty and enjoy worry-free motoring for many years to come. Ford Protect provides a range of key benefits including:

- **High flexibility in duration and mileage**
- **Cover against unexpected electrical and mechanical repair costs in the UK and Europe**
- **With Ford Protect, the price of parts and labour are guaranteed for the length of your plan**
- **Help prolong the lifespan of your Ford vehicle**
- **Help protect your vehicle resale value**

To help increase potential resale value, Ford Protect New Vehicle Warranties are transferable to the new owner should you decide to sell your vehicle.

Ford Protect terms and conditions apply see [ford.co.uk/extended-warranties](http://ford.co.uk/extended-warranties) for more information.

### FORD Protect Extended Warranty for New Vehicles

	Total Mileage (mls)
<b>4 Year Protection</b>	<b>80,000 mls</b>
<b>5 Year Protection</b>	<b>100,000 mls</b>



## FORD GALAXY Next Steps



### try

Visit your Ford Dealer and test drive the Ford Galaxy for yourself.



### build

Visit your Ford Dealer to build and price your new Ford Galaxy.



## finance

When it comes to financing your vehicle, our size and expertise means we're well placed to provide you with a wide range of finance products.

Ford Credit\* provides a range of finance products for your vehicle whether you are a private or business user.

Ford Lease~ specialises in contract hire and leasing and provides an alternative range of finance plans which can be tailored to suit your business.

For more information about our finance products visit [ford.co.uk](http://ford.co.uk)

\*Finance subject to status. Guarantees may be required. Freepost Ford Credit. Ford Credit is a trading style of FCE Bank plc. which is authorised by the Prudential Regulation Authority and regulated by the Financial Conduct Authority and the Prudential Regulation Authority under firm reference number 204469.

~ Ford Lease is provided by ALD Automotive Limited acting as Ford Lease BS16 7LB. ALD is registered in England No. 987418. ALD is authorised and regulated by the Financial Conduct Authority.



## contact

Ford Credit Account Services : 0345 712 5490  
Ford Lease Customer Services : 0344 600 1405  
Calls to 0344 and 0345 numbers are charged at the same rate as a standard 01 or 02 geographic number, even when calling from a mobile.



## own

When you drive away in your new car, we're with you all the way. Ford has a large authorised service network to help you keep your car in the best condition.

And should your new Ford ever require accident repair, a Ford Accident Repair Centre is the best place to get your car back to its pre-accident condition and on the road as quickly as possible.

\*Live Traffic requires SYNC3 with navigation and comes free for the first 2 years from the date of registration, thereafter there is an annual licence fee.

Main image depicts the Galaxy eBrochure, available to download from [www.ford.co.uk](http://www.ford.co.uk)



## FordPass

The new FordPass app lets you access a range of Ford services designed to help make journeys easier and more enjoyable. These include:

- **Live Traffic\*** – delivers up-to-the-minute traffic data for the best-calculated journey times possible
- **Find fuel** – lets you search for refuelling points, refine your search by brand or fuel grade
- **Parking** – search for available parking spaces, and check their costs, opening hours and ratings

## Ford Warranty and Servicing Plans

All Galaxy models

3-year/60,000 miles\* Base Warranty (first year unlimited mileage)



1-year/unlimited miles\* Ford Assistance Roadside Cover (Europe)



Ford Protect Premium Plans, including scheduled servicing and extended Ford Assistance



3-year/60,000 miles\* Paint Warranty (first year unlimited mileage)



12-year/unlimited miles\* Perforation Warranty



● = Standard, ○ = Optional, at extra cost.

\*From the date of first registration. Subject to terms and conditions.

**Illustrations, descriptions and specifications.** This catalogue was correct at the time of going to print. However, Ford policy is one of continuous product development. The right is reserved to change specifications, colours and recommended prices of the models and items illustrated and described in this publication at any time. For the latest details always consult your Ford Dealer. **Optional equipment.** Throughout this publication, wherever a feature is described as being an 'Option' or 'Option Fitment/Pack' etc, you should assume that it will be at extra cost to the base vehicle, unless specifically stated to the contrary. All models and colour combinations are subject to availability. **Note.** Some images portrayed are of a pre-production model and/or are computer generated, therefore, the design/features on the final version of the vehicle may differ in various respects. In addition, some of the features shown on the vehicles may be optional. **Note.** This brochure contains both original Ford accessories as well as a range of products from our suppliers. Fitment of accessories may have an impact on your vehicle's fuel consumption. +The identified accessories are carefully selected third party supplier branded accessories which do not come with a Ford warranty but are covered by the third party supplier's own warranty, the details of which can be obtained from your Ford Dealer. **Note.** The Bluetooth® word mark and logos are owned by the Bluetooth SIG, Inc. and any use of such marks by Ford Motor Company is under licence. The iPod word mark and logos are the property of Apple Inc. Other trademarks and trade names are those of their respective owners. **Note.** Some driver assistance features and safety features described in this brochure are designed to function using sensors, whose performance may be affected under certain weather or environmental conditions.

**The Government fuel figures** do not express or imply any guarantee of the fuel consumption of any particular vehicle. The vehicles themselves have not been tested and there are inevitably differences between individual vehicles of the same model. In addition, a vehicle may incorporate particular modifications. Furthermore, the driver's style and road and traffic conditions, as well as the extent to which the vehicle has been driven and the standard of maintenance, will affect its fuel consumption. **Insurance groups** are only as recommended by the Association of British Insurers. You should always consult your insurance adviser for confirmation.



Ford and BP – working together to reduce fuel consumption and emissions.



### Ford One Call

In the unlikely event that your Ford Dealer can't help you or if you need to speak to us directly, call 0203 564 4444

### Ford Rental - local service nationwide

Car and Van rental from our latest model range. Contact your local Ford Dealer for more information

### Ford Motability

Call our Ford Motability team on 0345 6040019

### Finance

Ford Credit Customer Services 0345 712 5490  
Ford Lease Customer Services 0344 600 1405  
Calls to 0344 and 0345 numbers are charged at the same rate as a standard 01 or 02 geographic number, even when calling from a mobile.

Published by Ford Motor Company Limited, Brentwood, Essex, CM13 3BW, England. Registered in England No. 235446.

FA 1505/20  
BJN 206813. FoE H30E.  
PN 874509/1218/10m/GBR en  
June 2018.

© Ford Motor Company Limited.



[www.ford.co.uk](http://www.ford.co.uk)



Go Further