



Trajjet

A CAR FIRST. A BADGE SECOND



HYUNDAI

**You're lucky! Family, friends, places to visit
and things to do.**

How do we know this? It's simple. You're considering
the Hyundai Trajet.

Owning a Trajet is a choice that is driven by what you
want out of life. It meets your needs and does so with
style. Smart and spacious, the Trajet is a great MPV
to own and be seen in.

Hyundai Trajet: Be more than a badge.

a people carrier for

Individuals





Family and friends are precious, so you'll want a car that offers you outstanding safety and comfort.

All the engine options are fuel efficient and the specification the Trajet offers is exceptional.

Whatever you do with your Trajet, whether it's the school run, the drive to work or an action packed weekend away with friends, you will travel in style and comfort. Advanced safety features in the Trajet include ABS, 5 x 3 point rear seatbelts, and driver, front passenger and side airbags.

Care

for a drive



Relax; all the features listed below come as standard when you buy a Hyundai



5 Year Unlimited Mileage Warranty
(This warranty is fully transferable and manufacturer backed)



3 Years' RAC cover*



6 Years' Anti-perforation Warranty

* Roadside Assistance is provided by RAC Motoring Services Reg'd office: RAC House, 1 Forest Road, Feltham, TW13 7RR. Reg'd No 1424399. RAC Motoring Services is authorised and regulated by the Financial Services Authority and within the jurisdiction of the Financial Ombudsman Service and the Financial Services Compensation Scheme.



Style

The Trajet is a spacious car that is big on life. To reflect this, we have provided a range of exciting colours for you to choose from – solid, metallic and mica options are available.

A metallic finish is achieved by adding aluminium flakes to the paint and then applying a coat of clear lacquer. The mica finish adds an extra depth of lustre with the inclusion of mica particles in the paint layer.

Hyundai Trajet: A colourful life.



Poppy Red
(Solid)



Dark Blue
(Metallic)



Warm Silver
(Metallic)



Storm Grey
(Metallic)



Glacier Silver
(Mica)



Body Colours	2.0 GSI	2.0 CRTD GSI
--------------	---------	--------------

Solid

Poppy Red	●	●
-----------	---	---

Metallic

Dark Blue	□	□
-----------	---	---

Warm Silver	□	□
-------------	---	---

Storm Grey	□	□
------------	---	---

Mica

Glacier Silver	□	□
----------------	---	---

● Standard □ Available at extra cost

on the **Outside**

The Trajet is a great family car from a family of great cars. From the body coloured bumpers and door mirrors to the practical roof rails, this vehicle is big on style, and it all comes as standard.

Hyundai have also developed a range of complementary accessories to enhance your driving experience. Please consult your Hyundai dealer for further information.



High Mounted Brake Light



2.0 GSI CWVT Engine



Rear Light Cluster



Roof Rails

If you appreciate styling, a spacious interior, and of course, comfort, the Trajet is going to be a real treat for you, your family and friends.

take your
Seats
please






Designed with room for seven adults, the Trajet is extremely adaptable. With a number of ingenious seating configurations, the Trajet allows you extra luggage space and, with easily removable seating, can accommodate those larger items you may need to take from time to time. The front seats can rotate through 180 degrees to face your passengers when the car is stationary. In short, the Trajet is a living room in a car. The seats in the back can be turned into tables making a virtual office space or picnic area.

A selection of customer options is available including satellite navigation (Smartnav™), privacy glass, DVD multimedia system, leather seats and door trim and reversing sensors. For further information please refer to the Customer Options brochure or ask your dealer.

Hyundai Trajet: Your living room.



3 Point Seatbelt



Twin Glove Compartment

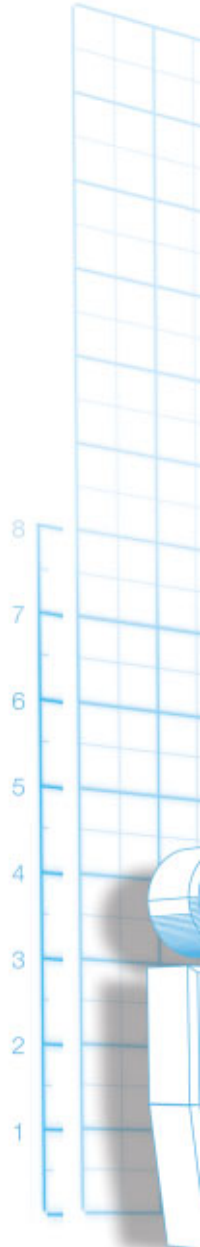


Luggage Net

Nuts and bolts

Model		2.0 GSI	2.0 CRTD [▲] GSI
Engine			
Type		4 Cylinder DOHC 16 valve	4 Cylinder SOHC 16 valve
Displacement cc		1975	1991
Bore & Stroke mm		82.0 x 93.5	83.0 x 92.0
Compression Ratio		10.1:1	17.7:1
Max Power kW/BHP		104/139 & 6000rpm	83/111 @ 4000rpm
Torque Nm/lbs ft		184/136 @ 4500rpm	255/188 @ 2000 rpm
0-62mph in seconds	man/auto	12.6/14.0	14.2/16.6
Top Speed	man/auto	114/111	106/106
Suspension			
Front		Independent MacPherson strut with coil spring and anti-roll bar	
Rear		Semi-trailing arm with coil spring and anti-roll bar	
Steering			
		Power assisted rack and pinion steering Energy absorbing, collapsible steering column	
Steering wheel lock to lock turns		2.92	2.92
Brakes			
System		Dual diagonal split circuit, power assisted with Anti-lock Brakes (ABS) and Electronic Brake force Distribution (EBD)	
Front		11" ventilated discs	
Rear		11" solid discs	
Tyres			
Radial Ply		215/65 R15	215/65 R15
Wheels			
Steel		6J x 15	6J x 15
Dimensions mm (inches)			
Overall length		4,695 (184.8)	4,695 (184.8)
Overall width		1,840 (72.4)	1,840 (72.4)
Overall height		1,760 (69.3)	1,760 (69.3)
Wheelbase		2,830 (111.4)	2,830 (111.4)
Track (front)		1,565 (61.6)	1,565 (61.6)
Track (rear)		1,565 (61.6)	1,565 (61.6)
Turning circle		11,340 (37' 2")	11,340 (37' 2")
Weights and capacities			
Luggage capacity SAE litres (cu ft) 7/5/2 seats		523 (18.5) / 1801 (63.6) / 3237 (114.3)	
Kerb weight kg (lbs)	man/auto	1,831 (4,037) / 1,846 (4,070)	
Gross vehicle weight kg (lbs)		2,410 (5,313)	
Max tow weight kg (lbs)	Braked** m/a	1,340 (2,954)	
	Unbraked	700 (1,543)	
Noseweight kg (lbs)	man/auto	72 (159) / 72 (159)	
Max roof weight kg (lbs)		100 (220)	
Fuel tank capacity (litres)		65	
Fuel consumption l/100km (mpg) & emissions			
Urban	man/auto	11.2 (25.2) / 12.9 (21.9)	
Extra urban	man/auto	7.2 (39.2) / 7.6 (37.2)	
Combined	man/auto	8.7 (32.5) / 9.6 (29.4)	
CO ₂ Emissions g/km*	man/auto	208 / 230	
HC+NO _x Emissions g/km*	man/auto	0.000 / 0.000	
Particulates g/km*	man/auto	0.000 / 0.000	

The results given above do not express or imply any guarantee of fuel consumption of any model to which this brochure refers. The driver's style and road traffic conditions, as well as the extent to which the vehicle has been driven and the standard of maintenance, will all affect its fuel consumption. **Applies to fully laden vehicle. For driver only weight please consult your Hyundai dealer. *g/km = grams of emitted substance per kilometre travelled. CO₂ = carbon dioxide; HC = hydrocarbons; NO_x = nitrogen oxide. ▲ = Common Rail Turbo Diesel



Model	2.0 GSI	2.0 CRTD ^A GSI
Safety and security		
5 x 3 Point Rear Seatbelts	●	●
Adjustable Head Restraints - Front & Rear	●	●
Adjustable Steering Column - Height	●	●
Airbag - Side	●	●
Airbags - Driver and Front Passenger	●	●
Anti-lock Brakes (ABS) with Electronic Brake force Distribution (EBD)	●	●
Childproof Rear Door Locks	●	●
Engine Immobiliser	●	●
High Mounted Brake Light	●	●
ISOFix Child Seat Anchorage - Rear Only	●	●
Lockable Glovebox	●	●
Power Assisted Steering	●	●
Remote Central Locking with Alarm	●	●
Seatbelt Pre-tensioners with Load Limiters	●	●
Side Impact Bars	●	●
Interior		
Cloth Upholstery - Grey	●	●
Cup Holders - Front and Rear	●	●
Door Pockets - Front and Rear	●	●
Fold Up Tray - Front Seat Backs	●	●
Front Armrest - Fold-up	●	●
Illuminated Vanity Mirror	●	●
Removable Seats - 2nd and 3rd rows	●	●
Slide and Recline Facility (2nd row middle seat, 3rd row no slide)	●	●
Swivel Front Seats	●	●
Tinted Glass	●	●
Twin Glove Compartments	●	●
Underseat Storage Tray - Front Passenger	●	●
Exterior		
Body Coloured Bumpers	●	●
Body Coloured Door Handles and Mirrors	●	●
Body Coloured Side Mouldings	●	●
Chrome Door Handles	●	●
Rear Fog Lights	●	●
Solid Paint	●	●

Model	2.0 GSI	2.0 CRTD ^A GSI
Functional		
3 Way Catalytic Converter	●	
4 Speed Automatic Transmission	□	□
5 Speed Manual Transmission	●	●
Adjustable Intermittent Front Wipers	●	●
Air Conditioning - Front and Rear	●	●
Electric Door Mirrors	●	●
Electric Windows - Front and Rear	●	●
Heated Door Mirrors	●	●
Luggage Hooks	●	●
Luggage Net	●	●
Oxidisation Catalyst	●	●
Power Outlets - 12v x 3	●	●
Rear Wash/Wipe	●	●
Roof Rails	●	●
Seat Height Adjustment - Driver	●	●
Seat Lumbar Adjustment - Driver	●	●
Stereo RDS Radio/CD Player	●	●
Trip Computer	●	●
Gauges - Speedometer, Rev Counter, Fuel Level, Water Temperature	●	●
Warning Lights - Oil Pressure, Brake Fluid Level, Battery Charge, Full Beam, Indicators, Seatbelt, Parking Brake, Airbag, ABS, Tailgate Open	●	●
Customer options		
Colour Coded Reversing Sensors	□	□
DVD Multimedia System	□	□
Leather Seat Facings and Door Trim	□	□
Metallic Paint	□	□
Mica Paint	□	□
Privacy Glass	□	□
Satellite Navigation (Smartnav TM)	□	□

● Standard equipment □ Available at extra cost

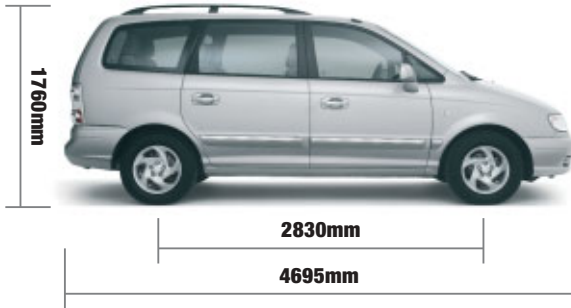




1840mm
excluding door mirrors



1565mm Front
1565mm Rear



Specifications shown in this brochure are based upon the latest available information at the time of printing.

The colours and finishes reproduced in this brochure are subject to the limitations of the printing process and may vary from the actual colour and paint finish.

In line with our policy of continual product improvement Hyundai Car (UK) Ltd reserves the right to make changes at any time, without notice, to prices, colours, material, design, shape, specifications and models, and to discontinue items.

For the latest details, please consult your Hyundai dealer.

Hyundai Car (UK) Ltd

St John's Court, Easton Street,
High Wycombe, Bucks HP11 1JX
Tel: 01494 428600 Fax: 01494 428699

Customer enquiries: 0800 981981

www.hyundai.co.uk

