

THE LEXUS IS SERIES



 LEXUS

THE PURSUIT OF PERFECTION



'The pursuit of perfection is the primary motivating force at Lexus - it always has been. We use technology, insight and knowledge to innovate, to refine and to push the boundaries of sophisticated, intelligent luxury.'

- TAKESHI YOSHIDA, MANAGING OFFICER, LEXUS DIVISION

DISCRETION MEETS DYNAMISM

From the bold, sweeping profile to the advanced driving dynamics, superior ride comfort and superb interior acoustics, the IS Series embodies the Lexus pursuit of perfection and commitment to intelligent luxury.

One characteristic that defines the unique Lexus approach is the fine balance between ride and handling. Great handling - a vehicle's ability to hold the road and give rewarding feedback to the driver - can adversely affect ride comfort and smoothness. But this is a Lexus, so both must be at their optimum. Consequently, the IS Series reaches the high end of handling performance and offers supreme driver comfort at the wheel and on the road.

Creating intelligent luxury involves striving to perfect our relationship with our customers - and the relationship each customer has with his or her vehicle. By better understanding people's needs we create experiences that go beyond meeting requirements - instead, we try to anticipate them. This goal influences everything we do and is clearly evident in the IS Series.



'Elegance and dynamism. Stillness and motion. These are the intriguing contrasts that characterise the IS Series.'

- WAHEI HIRAI, HEAD OF GLOBAL DESIGN

INTRODUCING THE IS SERIES

The award-winning IS sports saloon radiates dynamism with its powerful, sweeping profile and clean, confident lines. It rewards the driver with agile handling, responsive power and a host of innovative features.

Inside, you'll experience a heightened degree of luxury thanks to a careful balance of high-quality materials, advanced but effortlessly intuitive technology and carefully considered personal comforts - each anticipating your every need. Your safety is also taken into consideration with some of the most sophisticated systems available today.

Powering the IS 250 is a 2.5-litre V6 engine that delivers an optimum balance of performance and fuel efficiency. The same engine lies at the heart of the IS 250C, a convertible that ushers in a new world of unrivalled sophistication when it comes to dynamic open-top driving. Then there's the IS 220d - the only diesel-powered Lexus. As you may expect, smooth refinement is a high point. Factor in impressive fuel economy and low exhaust emissions and it makes a very compelling choice.

For those seeking peaks of high performance, we offer the IS F saloon with its 5.0-litre V8, race-tuned engine. From a standstill this vehicle can reach 62mph in under five seconds, yet it retains the refined character expected from every Lexus. The authentic style of the Lexus IS F also provided the inspiration for the styling cues introduced on the new IS 250 F-Sport and IS 220d F-Sport models.



IS F: EXHILARATING PERFORMANCE

The groundbreaking IS F is the first high performance vehicle from Lexus. The 'F' stands for 'Fuji Speedway', where the vehicle was developed and tested. It was born on the race track.

With a formidable package of technology that includes a 5.0-litre V8 engine, unique 8-Speed Sport Direct Shift (SDS) automatic transmission, race-tuned suspension and powerful Brembo brakes for massive, fade-free stopping force, the IS F can power from 0-62mph in less than 4.8 seconds.

Advanced aerodynamics minimise wind resistance to allow high-speed track performance of up to 168mph (270km/h), while a raft of F1-inspired technologies mean the engine can withstand extremely high temperatures and G-forces.

Vehicle Dynamics Integrated Management (VDIM) ensures that the enormous power of the IS F can be enjoyed safely and comfortably. However, if you want to test the dynamic limits on the racetrack, without sacrificing stability, select 'Sports VDIM'. This adjusts throttle, steering and suspension settings to provide sportier performance and allows you to push the car considerably harder before VDIM intervenes. If you're ready to take the IS F to the peak of its capabilities, simply switch VDIM off completely.

To find out more detailed information, please request the main IS F brochure.

IS F PERFORMANCE

Power: 423 DIN hp (311kW)

505Nm

Acceleration 0-62mph:

4.8 seconds

Max. speed: 168mph (270km/h)

(electronically limited)

Combined fuel consumption:

24.8mpg (11.4 l/100 km)

Combined CO₂ emissions:

270g/km



IS F-SPORT: INTENSELY DYNAMIC STYLE

Lexus styling achieves a new peak with the IS F-Sport models. Features include an F-Sport racing grille and rear spoiler, distinctive 18-inch alloy titanium look wheels and an F-Sport cabin. Available on either the IS 250 or IS 220d, each component is made to the finest tolerances and factory-fitted in the multi-award-winning Tahara plant. Authentic Lexus standards are assured.

As well as adding athletic style to the IS F-Sport, the 18-inch titanium look wheels enhance the inherent dynamic properties of the IS Series. The F-Sport rear spoiler does the same by smoothing airflow and increasing downforce in a visually dramatic fashion.

As for the IS F-Sport cabin, this continues the race-bred theme with precision-machined lightweight alloy racing pedals, an F-Sport steering wheel, body-hugging Alcantara® with leather bolster sports seats and an enticing F-Sport gearshift lever for the IS 250.



IS F-SPORT FEATURES

Exterior:
Distinctive 18" Wheels
F-Sport Mesh Grille
IS F Rear Spoiler

Interior:
Sports Seats
(Alcantara® & Leather)
F-Sport Steering Wheel
F-Sport Gearshift Lever (Auto only)
Aluminium Sports Pedals
Sports Suspension



IS 250: POWER AND REFINEMENT

Lexus engineers are constantly striving to set new benchmarks, an ambition that is clearly evident in the ultra-smooth, 2.5-litre V6 petrol engine in the IS 250. Dynamic and highly responsive, it's also quiet and economical – although a satisfying growl can be heard whenever you request a surge of power.

The V6 configuration was chosen for its compactness, refined running characteristics, balance and longevity. It was also built to be as light and strong as possible. Then advanced technologies were added, such as D-4 direct injection that delivers fuel directly into the middle of the cylinder for a more uniform burn, and dual VVT-i valve control for seamless power and maximised economy across the entire rev range.

And it's engineered to last: features such as a chain-driven valve system mean the valves should not need adjusting and a stainless steel dual exhaust system reduces corrosion and keeps noise to a minimum.

The IS 250 SE and SE-L grades are available with either a 6-speed auto or 6-speed manual transmission. The SE-L model has an intelligent 6-speed automatic gearbox that offers high responsiveness and flexibility.

IS 250 PERFORMANCE

	6-speed Auto	6-speed Manual
V6 power:	208 DIN hp (153kW)	208 DIN hp (153kW)
Acceleration 0-62mph:	8.4 seconds	8.1 seconds
Max. speed:	140mph (225km/h)	143mph (230km/h)
Combined fuel consumption:	31.7mpg (8.9 l/100km)	29.1mpg (9.7 l/100km)
Combined CO ₂ emissions:	209g/km	227g/km



IS 250C: TWIN PEAKS

The Lexus IS 250C is both a sleek, elegant convertible and a dynamic, exciting coupé. And all it takes to transform one into the other is the touch of a button and about 20 seconds of smoothly orchestrated precision.

The car - with its advanced V6 petrol engine, seamless 6-speed automatic transmission and sleek aerodynamics for whisper-quiet progress - offers unprecedented levels of sophistication and refinement with the roof up or down.

A host of design cues underscore these values. A broad side profile creates a feeling of solidity and strength, while purposeful 18-inch alloy wheels and the low, chrome-trimmed grille convey an intrinsic sportiness. A similar visual balance inside creates an ambience of security and comfort that remains full of dynamic promise.

Safety plays a central role in the IS 250C. Designed to the highest standards, it has six airbags - including a twin-chamber airbag for the front passenger - Vehicle Dynamics Integrated Management (VDIM), tuned to optimise the handling of an open-top car, and an optional bespoke Pre-Crash Safety system (PCS). Other convertible-specific features include climate control that monitors vehicle speed, and seats with shoulder-height warming pads.

As for the practicalities, the IS 250C excels. Innovative design creates class-leading load space, generous rear seat access - via a clever one-touch seat fold-and-slide action - and ample room for rear passengers. In short, the IS 250C is the embodiment of Lexus principles in compact, convertible form. As such, it introduces a new and unique experience.

To find out more detailed information, please request the main IS 250C brochure.

IS 250C PERFORMANCE

V6 Power:	208 DIN hp (153kW)
Acceleration 0-62mph:	9.0 seconds
Maximum speed:	130mph (210km/h)
Combined fuel consumption:	30.4mpg (9.3l/100km)
Combined CO ₂ emissions:	219g/km



IS 220d: DIESEL EFFICIENCY

Powered by the first ever diesel engine from Lexus, the highly developed IS 220d delivers a potent 400Nm of torque together with refined power, excellent fuel economy and low emissions.

The lightweight aluminium 2.2-litre common-rail engine features several innovations including high-flow diesel injection nozzles made from piezoelectric crystals, which expand and contract under electric current to deliver optimum fuel dispersion and atomisation. Free from moving parts, the nozzles also mean cleaner and smoother fuel combustion.

In addition, the IS 220d employs a suite of technologies for reducing emissions of hydrocarbons (HC), carbon monoxide (CO), nitrogen oxides (NO_x) and particulate matter.

IS 220d PERFORMANCE:

Advanced diesel power:
177 DIN hp (130kW)

Acceleration 0-62mph:
8.9 seconds

Max. speed: 137mph
(220km/h)

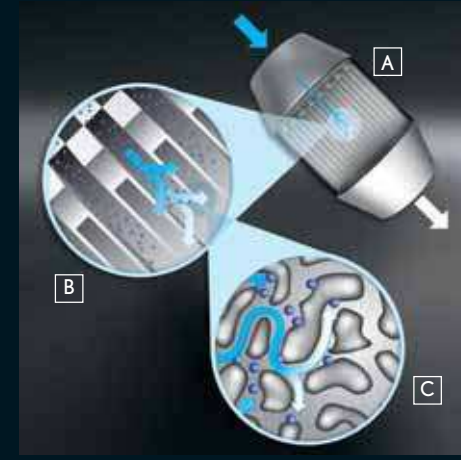
Combined fuel consumption:
50.4mpg (5.6l/100km)

Combined CO₂ emissions:
148g/km



INNOVATIVE DIESEL TECHNOLOGY

The 2.2-litre common-rail diesel in the IS 220d uses latest-generation injection and exhaust technologies to provide impressive power, low emissions and the well-mannered smoothness of a Lexus



COMMON-RAIL INJECTION

Integrating third-generation common-rail technology, the diesel engine combines an extremely high injection pressure of 1,800 bar with one of the world's lowest diesel engine compression ratios - 15.8:1. This results in reduced noise and vibration and allows exceptionally uniform combustion. It also means more power, torque and economy, and contributes to extremely low NO_x and particulate emissions.

PIEZOELECTRIC INJECTORS

The IS 220d features piezoelectric injectors that can channel larger, more precise volumes of diesel at twice the speed of conventional fuel injectors. The result is a substantial increase in power and torque. And because of their high operating speed, the 10-hole injectors deliver up to five separate injections per combustion cycle. This includes a pilot ignition to reduce diesel noise, making the engine exceptionally quiet.

EXHAUST GAS RECIRCULATION

Exhaust gases are directed through a cooler before being recirculated to the combustion chamber where they are burned. The result: a reduction in the volume of emissions generated during hard acceleration.

DIESEL PARTICULATE NO_x REDUCTION

A world-first for Lexus, the revolutionary Diesel Particulate NO_x Reduction (DPNR) catalyst features a highly porous ceramic filter. This very advanced catalyst simultaneously reduces NO_x and particulate matter. Our DPNR catalyst is also maintenance free and does not require the use of a fuel additive.

A - DPNR Catalyst

B - Ceramic Filter Element

C - Reduction of NO_x and particulate matter

SMOOTH AND QUIET RUNNING

With state-of-the-art features such as our piezoelectric injection technology and a specially developed exhaust system, great care has been taken to create high levels of engine refinement. In addition, extensive sound insulation minimises noise where it might detract from your driving enjoyment. For instance, a rubber seal is fitted around the entire bonnet rim, while triple-door seals keep the cabin as silent as possible.

A WELCOME FEELING

A refined sense of hospitality has always been important in Japanese culture. Which is why the IS seamlessly anticipates your needs in a number of ways.

It's evident in the smallest detail: the Light Emitting Diode (LED) courtesy lights, which provide a discreet welcome as you enter the vehicle; the advanced climate control system that recognises when the sun is warming one side of the car and adjusts itself accordingly; and the pleasantly quiet cabin, where even the sun visors and vibration-minimising carpets play a part in absorbing unwanted noise.

At the wheel of the IS you'll enjoy thoughtful ergonomics that put you comfortably in control of the vehicle's on-board systems and make even the longest journeys a pleasure. For maximum driving comfort, the multi-adjustable - tilt and telescopic - steering wheel has built-in controls for many functions, including audio settings and cruise control (where applicable). It's convenient, but it also contributes to a safer drive as you keep both hands on the wheel more often.

However, feeling comfortable in the driving seat is a minimum requirement. At Lexus we go further, equipping the IS with ergonomically designed, fully supportive front seats in quality fabric. The SE-I and SE-L models are fitted with heated and ventilated electrically adjustable front seats in leather upholstery, to further improve your comfort on long journeys. The new F-Sport models come with Alcantara® and leather bolster sports seats as standard.



INTUITIVE ASSISTANCE

The Lexus IS Series is a showcase of intelligent technology, designed to anticipate and meet your every need with quiet, barely perceptible discretion




SMART ENTRY AND START SYSTEM

With this system, all you need is the electronic key in your hand, pocket or bag and it will inform the IS when you are approaching. Just touch any door handle or the power boot release and it will unlock automatically. Once inside, press the Start button and you are ready to drive.



OPTITRON START SEQUENCE

For your comfort, and that all-important feeling of control, key information such as fuel levels and speed are clearly presented in the Optitron display. It also features an interactive speed warning system. Simply input your desired engine speed and mph limits and it will monitor them for you. On top of all this functionality, there is style: 30 per cent tinted glass, crisp white illumination and LED indicator needles.



COURTESY LIGHTS

These help make life easier, and safer, at night. When the key is about a metre from the front door handles, the door mirror and front and rear lights turn on to guide you, lighting up potential hazards such as puddles or ruts in the road. When you step out of the IS, lights illuminate the area around the doors.



PARKING ASSIST MONITOR

Upgrade to either the Full Map Satellite Navigation or Multimedia systems and you'll enjoy the additional benefits of the Parking Assist Monitor.



REAR-VIEW CAMERA

The Parking Assist Monitor features a rear-view camera; when reverse gear is selected it relays a colour image of the area behind the IS to the display in the centre console.



NAVIGATION LINES

You can use the Parking Assist Monitor to get a clear view of what is happening behind the IS, without straining your neck. Coloured navigation lines on the display screen help you to negotiate parking spaces at close range.



MULTIMEDIA AND NAVIGATION

FULL MAP NAVIGATION PACK

Optional on the SE and SE-L grades, this features a 6-CD, 13-speaker, AM/FM audio system with 7-inch Electro Multi-Vision (EMV) Video Graphics Array (VGA) display screen, 40GB Hard Disk Drive based pan-Europe satellite navigation with Dynamic Route Guidance (DRG)* and Rear Parking Assist camera.

MULTIMEDIA PACK

F-Sport and SE-L models offer the Multimedia Pack option, which provides a 40GB Hard Disk Drive (HDD) satellite navigation system with Dynamic Route Guidance (DRG)* across Europe. The HDD drive holds up to 10GB of music files that you manage with the state-of-the-art Gracenote® software, using references such as artist's name, album and track. A USB socket provides compatibility for your iPod®, MP3 player and other external multimedia devices.

To make the most of the listening experience, the Multimedia Pack includes the Mark Levinson Premium Surround audio system, which offers a 6-DVD autochanger and 5.1 surround sound through 14 strategically positioned speakers. You can even watch DVDs on the EMV VGA display.

EMV VGA DISPLAY

This colour LCD screen provides information on vehicle systems such as navigation and climate control. It also presents comprehensive data, including outside temperature and current fuel efficiency.

VOICE ACTIVATION

For your safety and convenience, the Full Map Satellite Navigation and Multimedia packs are equipped with voice-activated control of the navigation, audio, air-conditioning and phone systems. There is also an on-screen Help function.

BLUETOOTH® CONNECTIVITY

The Bluetooth® phone† system comes as standard on all IS models and allows you to make and receive hands-free mobile phone calls, either by operating the EMV VGA display, the switches on the steering wheel or by voice command. A useful extra is that it can store all the contact numbers from your mobile phone or PDA SIM card.

* Dynamic Route Guidance is not available in all countries. Contact your local Lexus Centre for details of availability.

† Contact your local Lexus Centre for details of mobile phone compatibility.

PREMIUM ACOUSTICS

The IS cabin is extensively soundproofed. Even the sun visor plays its part in maintaining a quiet environment: its outer shell has special vents to absorb noise from outside. Then there's the front windscreen, coated with an invisible film that dampens unwanted sound. It's easy to see why the interior of this car is such a quiet and peaceful place to enjoy music.

USB CONNECTIVITY

All models in the IS range come with a USB socket providing compatibility for external digital multimedia devices such as iPod® and MP3 players.

DAB RADIO


DAB radio is available as a stand-alone option and with either Full Map or Multimedia upgrades.

8-SPEAKER AUDIO SYSTEM

The IS range is fitted with a premium 8-speaker audio system as standard, with three-way speakers producing a surround sound effect for front seat passengers. It features a 6-CD autochanger and is compatible with MP3 and WMA data files. The Full Map Navigation upgrade on our SE and SE-I models features 13 speakers.

MARK LEVINSON® PREMIUM SURROUND SYSTEM

The Mark Levinson® Premium Surround system is the first in this class of vehicle to offer a complete home theatre entertainment experience and it's optimised for the playback of CDs, MP3s and DVDs, which can be viewed on the EMV VGA display screen when the car is stationary. Optional in the Multimedia Pack, it features a 300-watt, 10-channel Mark Levinson® Digital Signal Processing (DSP) amplifier for a rich, powerful and pure sound, delivered via 14 speakers - each custom engineered for its position in the cabin.



MARK LEVINSON® SPEAKER ARCHITECTURE 14 SPEAKERS

1. Centre speaker - (65mm/25W)
2. Front door tweeter - (25mm/20W) x 2
3. Front door middle range - (65mm/25W) x 2
4. Front door woofer - (160mm/25W) x 2
5. Rear door tweeter - (25mm/20W) x 2
6. Rear door middle range - (100mm/25W) x 2
7. Super woofer - (200mm/50W)
8. Satellite speaker - (65mm/25W) x 2

HEIGHTENED AGILITY

Responsive, assured handling. A comfortably pliant ride. Optimal aerodynamics and intelligent suspension. When you consider all of these attributes, it's easy to understand why the IS delivers such rewarding progress on everything from mountain hairpins to six-lane motorways.

DOUBLE WISHBONE, MULTI-LINK SUSPENSION

Originally developed for racing and later adopted by luxury saloons, our latest double wishbone suspension system is crafted from lightweight, forged aluminium to reduce unsprung weight, improve cornering stability and deliver excellent straight line stability, even at high speeds. At the rear, an advanced multi-link suspension set-up provides the optimum balance of handling, stability and ride comfort. We've also aligned the shock absorbers along the same axis as the coil springs to create a much wider boot space.

ADVANCED AERODYNAMICS

A vehicle's aerodynamic characteristics directly influence refinement, performance, stability, fuel efficiency, comfort, agility and noise levels. Which is why the IS has an exceptional drag coefficient of just 0.27. Every detail counts: the striking door mirrors are shaped to reduce wind noise significantly while the rear 'air kick' lights help to smooth out turbulence around the back of the vehicle. The underside of the IS even has an aerodynamic undertray based on

principles used by Formula 1 cars. Stepped sections produce what's known as a Venturi effect, which creates downforce to improve stability, especially at high speeds. A rear diffuser further increases downforce and traction.

ELECTRIC POWER STEERING (EPS)

EPS is fitted as standard in the IS Series. Steering is lighter at lower speeds, but gathers weight as you accelerate, to feel reassuringly solid and secure. The fact that the car is rear-wheel drive enhances steering, too. That's because the front wheels remain completely free to steer, without the burden of providing drive force. Additionally, near-perfect 50-50, front-to-rear balance contributes to the satisfying feeling of balanced precision.



NETWORKED THINKING

The IS features, as standard, a comprehensive range of driving stability systems that are all networked into a cohesive 'thinking' unit. The result is an effortlessly smooth and enjoyable drive and class-leading safety.

The core systems are Electronic Brakeforce Distribution (EBD), Brake Assist (BAS), Traction Control (TRC) and Vehicle Stability Control (VSC). And they are all intelligently coordinated by Vehicle Dynamics Integrated Management (VDIM). Sensors strategically placed throughout the vehicle can anticipate if it is about to lose control, at which point VDIM determines and implements the optimum response before a problem occurs.

For safer driving at night, you can specify Intelligent Adaptive Front-lighting System (I-AFS) to help you see into dark corners as you approach them. Then there's the option of our breakthrough Pre-Crash Safety System (PCS*) available on the IS 250 SE-L. This maximises safety again by anticipating potential danger and taking pre-emptive measures, such as pre-tensioning seatbelts and providing extra braking assistance.

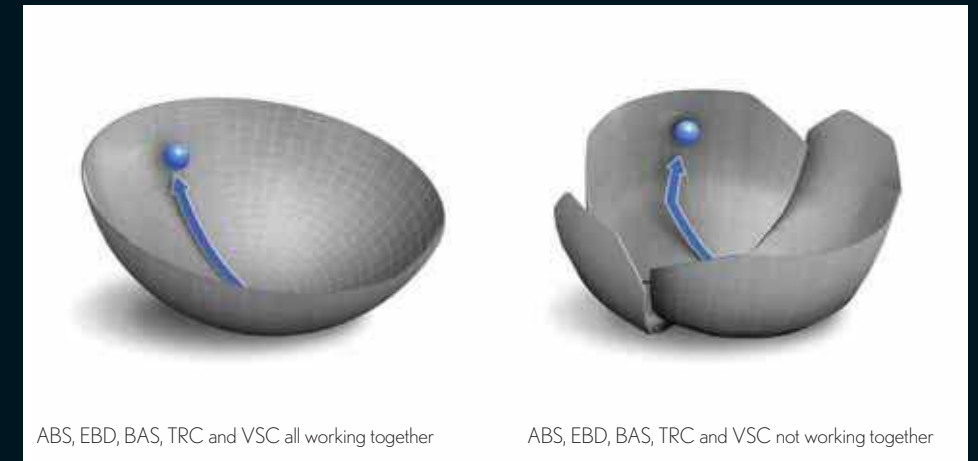
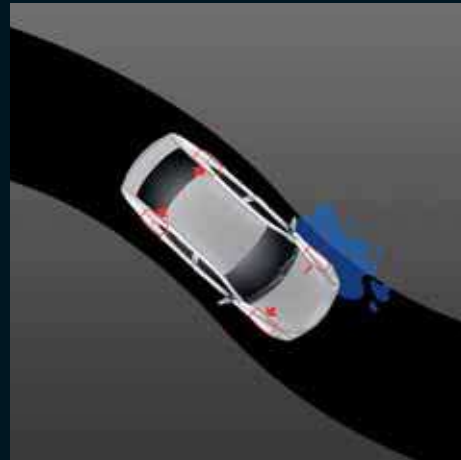
If a collision just can't be avoided, it's important to be in an extremely strong car. In Euro NCAP tests the IS was awarded the full 5-star safety rating, scoring particularly well on the side-impact test.

* Please note: The Pre-Crash Safety System (PCS) is designed to help reduce crash speed and damage in certain frontal collisions only. It is not a collision avoidance system and is not a substitute for careful driving.



INTELLIGENT DRIVING TECHNOLOGY

To enhance safety and increase driving pleasure, all IS models are equipped with intelligent braking and traction systems. These constantly monitor driving dynamics through a sophisticated network of sensors



ELECTRONIC BRAKEFORCE DISTRIBUTION (EBD)

The Anti-lock Braking System (ABS) prevents the tyres from locking up if you brake hard or encounter a slippery surface. With EBD, though, you get an even safer, more composed feel. Depending on the driving conditions, EBD works with ABS to regulate the distribution of brakeforce between the front and rear, and left and right wheels, helping to maintain stability when cornering and braking. This prevents wheel lock, thereby enhancing control and braking performance.

BRAKE ASSIST SYSTEM (BAS)

This could make a crucial difference in difficult circumstances by improving your braking ability. In a panic situation, a driver may not apply enough force to the brake pedal. If this happens, BAS anticipates the need and applies the required extra brakeforce. A computer recognises the situation based on information from the master cylinder pressure sensor and a pedal stroke sensor. The brake actuator then increases the wheel cylinder hydraulic pressure and hence stopping power.

TRACTION CONTROL (TRC)

TRC monitors and controls the amount of torque- or twisting force - at each wheel to help ensure safe and effective power delivery. If it detects that a wheel is starting to slip - on a wet or muddy surface, for instance - the system's Skid Control computer instantly determines the best way to restore traction. Then it automatically decreases the torque being delivered to the wheel or, in more extreme cases, applies the brake to that wheel until it regains traction. And when you need to accelerate in slippery conditions, TRC is always on hand to help you do so securely.

VEHICLE STABILITY CONTROL (VSC)

This activates when emergency avoidance manoeuvres are required. For instance, in some circumstances, entering a corner a little too fast and applying the brakes could cause the weight of the vehicle to shift forward and the rear wheels to lose grip. With VSC, sensors assess what's happening - registering body movement, the angle of the steering wheel and brake pressure - and the system distributes the precise amount of brake pressure needed to help maintain a safe course.

VEHICLE DYNAMICS INTEGRATED MANAGEMENT (VDIM)

VDIM ensures that the lively power of the IS can be harnessed to full effect. On many conventional vehicles, the stability and control systems act independently. But Lexus engineers realised that if ABS, EBD, BAS, TRC and VSC all worked together, it would take safety and driving pleasure to a new level of sophistication. This networked thinking helps achieve a smooth, safe and controlled drive, even when the vehicle is performing close to its limits.

In the figure above, the diagram on the left shows how VDIM controls all of the safety systems so that they work in harmony and provide a complete safety solution. The diagram on the right shows what happens without VDIM: the systems will try to work and react independently and are therefore less effective.

360° PROTECTION

The IS Series is engineered to provide the highest safety performance, surpassing all worldwide crash safety requirements. It's also equipped with a comprehensive airbag system to provide exceptional protection.

EIGHT AIRBAGS

The IS offers the protection of eight airbags. In a collision, sensors react to the intensity of the impact and activate dual-stage driver and front passenger airbags and front side airbags accordingly. On the driver's side, the airbag technology will take seat position into account. Front passengers also benefit from knee airbags, while side curtain shield airbags can be deployed rapidly and evenly across front and back seats.

TWIN CHAMBER AIRBAG

This is an important innovation, providing enhanced protection for the front seat passenger. Once inflated, the twin chambers create a depression in the centre of the airbag, effectively cradling areas of the face, such as the nose and mouth, while allowing the physical impact of the airbag to be dispersed across wider contact points on the head and shoulders.

WHIPLASH INJURY-LESSENING SEATS

The seats incorporate an innovative head restraint and seat back that help to decrease neck motion in a collision. So if you do suffer a rear-end collision, the seat will absorb more energy and thus minimise the whiplash-inducing movement between your head and torso.

5-STAR EURO NCAP SAFETY

The Lexus IS was awarded the 5-star safety rating for adult occupant protection and 33 points overall. It achieved full marks on the side impact test, and the combination of front passenger twin-chamber airbag and knee airbags proved to be very effective.





DYNAMIC WHEELS

Our alloy wheels are designed to complement the dynamic lines of the IS range. The IS 220d SE, IS 220d SE-I, IS 250 SE and IS 250 SE-I all have 17-inch wheels as standard and the IS 250 SE-L, IS 250C and IS 220d SE-L are fitted with 18-inch wheels. For the IS F there's a choice of two different 19-inch alloy wheel styles, including the new 'Mesh' appearance, while the F-Sport has 18-inch wheels*. All tyres ensure enhanced braking and stopping performance, handling stability and drive comfort, as well as reduced levels of noise and vibration.

* Please refer to the IS F brochure for detailed information.

17" WHEELS



18" WHEELS



18" WHEELS (F-Sport)



STANDARD EQUIPMENT: IS SALOON

Safety and security	ABS (Anti-lock Braking System)
	BAS (Brake Assist System)
	EBD (Electronic Brakeforce Distribution)
	VSC (Vehicle Stability Control)
	TRC (Traction Control)
	VDIM (Vehicle Dynamics Integrated Management)
	EPS (Electric Power Steering)
	Anti-theft system, immobiliser and double door lock
	Driver and front passenger 2-stage airbag
	Knee airbag (driver and front passenger)
Curtain shield airbags front and rear	
Exterior	Outside rear-view mirrors: electrically adjustable and heated, with turn indicators
	LED (Light Emitting Diode) brake lights and rear lights
Interior	8-speaker Premium audio system (FM/AM tuner with RDS, in-dash 6-CD autochanger, MP3/WMA compatibility, USB port and AUX socket for audio connectivity)
	Bluetooth® mobile phone connectivity
	Smart Entry and Start System (front and boot)
	Illuminated entry system with white LED (Light Emitting Diode) lights
	Leather gearshift lever, leather steering wheel
	Climate control with clean air filter
	Foldable rear headrests

ADDITIONAL FEATURES

Feature	IS 250 SE	IS 250 SE-I	IS 250 SE-L	IS 250 F-Sport
17" alloy wheels: tyre size 225/45 R 17 (front) and 245/45 R 17 (rear)	●	●		
18" alloy wheels: tyre size 225/40 R 18 (front) and 255/40 R 18 (rear)			●	
18" alloy wheels 15-spoke design with titanium finish: tyre size 225/40 R 18 (front) and 255/40 R 18 (rear)				●
Cellensia fabric seats	●			
Semi-aniline perforated leather upholstery with heated front seats		●	●	
Alcantara® and and Leather upholstery sports seats				●
Eight-way electrically adjustable front seats		●	●	●
8 speaker 6-CD changer audio system including USB socket	●	●		
13-speaker 6-CD changer audio system including USB socket			●	●
Digital Audio Broadcasting (DAB) radio	Optional	Optional	Optional	Optional
Full Map Navigation Pack (Integrated Hard Disk Drive (HDD) satellite navigation system with Dynamic Route Guidance; 7-inch VGA screen; Rear Park Assist Monitor; 13 speakers)	Optional	Optional		
Multimedia Pack (Integrated Hard Disk Drive; satellite navigation system with Dynamic Route Guidance; 7-inch VGA screen; Mark Levinson audio [14 speakers; 5.1 surround sound; 6 DVD changer] Rear Park Assist Monitor)			Optional	Optional
Parking Assist sensors (front and rear)		●	●	●
Rain-sensing wipers			●	●
Electro-chromatic interior/exterior mirrors			●	●
ACC (adaptive Cruise Control)/PCS (Pre-Crash Safety system)			Optional*	
F-Sport Styling Package				●
Wood trim			●	
Metal effect trim	●	●		●
Automatic transmission	Optional	Optional	●	●
Rear Sunshade			●	
Cruise Control		●	●	●
Memory Package (Front Seats, Mirrors, Steering Wheel)			●	●
HID Headlights & AFS			●	●
Sports suspension				●
Electrically Adjustable Steering Column			●	●

* Auto only; you must also order DAB radio with this option.

	IS 220d SE	IS 220d SE-I	IS 220d SE-L	IS 220d F-Sport
17" alloy wheels: tyre size 225/45 R 17 (front) and 245/45 R 17 (rear)	●	●		
18" alloy wheels: tyre size 225/40 R 18 (front) and 255/40 R 18 (rear)			●	
18" alloy wheels 15-spoke design with titanium finish: tyre size 225/40R18 (front) and 255/40 R 18 (rear)				●
Cellensia fabric seats	●			
Semi-aniline perforated leather upholstery with heated front seats		●	●	
Alcantara® and and leather upholstery sports seats				●
Eight-way electrically adjustable front seats		●	●	●
8-speaker 6-CD changer audio system including USB socket	●	●		
13-speaker 6-CD changer audio system including USB socket			●	●
Digital Audio Broadcasting (DAB) radio	Optional	Optional	Optional	Optional
Full Map Navigation Pack (Integrated Hard Disk Drive (HDD) satellite navigation system with Dynamic Route Guidance; 7-inch VGA screen; Rear Park Assist Monitor; 13 speakers)	Optional	Optional		
Multimedia Pack (Integrated Hard Disk Drive; satellite navigation system with Dynamic Route Guidance; 7-inch VGA screen; Mark Levinson audio [14 speakers; 5.1 surround sound; 6 DVD changer] Rear Park Assist Monitor)			Optional	Optional
Parking Assist sensors (front and rear)		●	●	●
Rain-sensing wipers			●	●
Electro-chromatic interior/exterior mirrors			●	●
F-Sport Styling Package				●
Wood trim			●	
Metal effect trim	●	●		●
Rear Sunshade			●	
Cruise Control		●	●	●
Memory Package (Front Seats, Mirrors, Steering Wheel)			●	●
HID Headlights & AFS			●	●
Sports suspension				●
Electrically Adjustable Steering Column			●	●

SPECIFICATIONS

	IS 250 Manual	IS 250 Automatic	IS 220d
Engine			
Cylinders/valves	V6/24	V6/24	4 in line/16
Capacity (cc)	2500	2500	2231
Max. output (kW/DIN hp@rpm)	153/208@6400	153/208@6400	130/177@3600
Max. torque (Nm@rpm)	252@4800	252@4800	400@2000-2600
Transmission			
Driven wheels	Rear-wheel drive	Rear-wheel drive	Rear-wheel drive
Transmission	6-speed	6-speed	6-speed
Performance			
Max. speed mph (km/h)	143 (230)	140 (225)	137 (220)
0-62mph (s)	8.1	8.4	8.9
Fuel consumption (according to 93/116/EEC)			
Urban (mpg/l/100 km)	21.2/13.3	22.6/12.5	39.8/7.1
Extra-urban (mpg/l/100 km)	37.2/7.6	40.9/6.9	58.9/4.8
Combined (mpg/l/100 km)	29.1/9.7	31.7/8.9	50.4/5.6
CO ₂ emissions (g)	227	209	148
BIK Rate (10/11)	34%	30%	21%
Brakes			
Front (Ventilated discs)	✓	✓	✓
Rear	Solid discs	Solid discs	Solid discs
Weight			
Gross vehicle weight (kg)	2055	2045	2075
Dimensions			
Length (mm)	4,575	4,575	4,575
Width (mm)	1,800	1,800	1,800
Height (mm)	1,425	1,425	1,425
Wheelbase (mm)	2,730	2,730	2,730

For IS 250C and IS F specifications please refer to individual vehicle brochures.

LEXUS ACCESSORIES

With Lexus Accessories, you can tailor your IS even further. Each accessory has been conceived by our designers purely for Lexus vehicles.

A. 18" HOSHI ALLOY WHEELS

The Hoshi alloy wheels are optimally tuned to the high-performing IS. Custom-made for Lexus, they are lightweight, strong and have a durable, quality finish.

B. 18" BARANSU ALLOY WHEELS

A multiple spoke design gives the Lexus Baransu alloy wheels a sporty appeal. Precision engineering balances low weight with high strength.

C. 18" TSUKI WHEELS

These bold yet elegant 5-spoke alloy wheels will add dynamic appeal to your IS.



LEXUS ACCESSORIES



A. COMPLEMENTARY BLUETOOTH® KIT†
Make full use of the in-car Bluetooth® with this accessories kit. Slot your phone into the cradle and you can start making calls immediately. A microphone enhances voice pick-up and the external antenna improves reception. The system integrates with the audio to relay the caller's voice through the front speakers while automatically muting the radio or CD.



B. HORIZONTAL CARGO NET*
Ensures boot luggage is kept stable and secure.



C. VERTICAL CARGO NET*
This clips neatly onto pre-fitted hooks to hold small items firmly in place.




D. BARRACUDA BICYCLE HOLDER*
Safe transportation is assured because the Barracuda's moulded wraparound retainer securely grips the wheels of your bicycle. A unique lockable anti-theft system protects both the holder and bicycle.



E. ROOF RACKS*
The aerodynamic and lockable aluminium roof rack combines with optional attachments to carry a wide range of loads.



F. CHILD DUO PLUS (ISOFIX)*
Suitable for children between eight months and four years (approximately nine to 18kg), the Duo Plus locks into the rear ISOFIX bars to anchor directly onto the car body. Ergonomic cushioning and an integral seatbelt ensure comfort and security.



G. CHILD SEAT*
Ensures correct seatbelt positioning and optimum impact protection for children aged between three and 12 years (approximately 15 to 36kg).



H. BABYSAFE RESTRAINT*
Offers assured comfort and impact protection for babies aged up to 15 months (weight up to 13kg). An adjustable canopy guards against the elements.

* Images only show the accessory available and not the exact specification of the vehicle.

† Contact your local Lexus Centre for details of mobile phone compatibility.

LEXUS COLLECTION

At Lexus, we create luxury vehicles of refinement and style, combined with innovation, technological excellence and reliability.

These are qualities we believe you look for, not only in your vehicle but in other areas of your life as well. Which is why we've applied the same exacting standards to the Lexus Collection.

This range of clothing, gifts, golfing and travel accessories speaks volumes about quality.

Every item in the Lexus Collection is a statement in style. Discreet. Well made. Expertly finished. In fact, everything you've come to expect from Lexus.

HOW TO ORDER

The Lexus Collection is available to buy from your local Lexus Centre. On these pages you'll find a selection of the items available. For the full range, please visit your local Lexus Centre or visit www.lexus.co.uk.



A. LEXU0020
Trevor the Teddy Bear and
LEXU0136
Harvey the shaggy dog

B. LEXU0074
Six-panel black cotton baseball cap

C. LEXU0140
Supervent umbrella

D. LEXU0134
Lexus cufflinks, subtle yet stylish

E. LEXU0142
Brushed steel and nappa leather
L-finesse keyring and case

F. LEXU0129
Magnetic steel tax disc holder

OWNING A LEXUS

ROADSIDE ASSISTANCE

We want to ensure that you enjoy driving your Lexus anywhere in Europe with complete peace of mind. This is why we provide you with Lexus Roadside Assistance*, delivered 24 hours a day, 365 days a year in both the UK and Europe. Your membership gives you personal cover. That means you are entitled to the full range of benefits and services as the driver or passenger of any vehicle, not just while driving your Lexus. Your partner is also eligible for the same cover provided you both reside at the same address. To make use of this added bonus, please register your partner with Lexus Roadside Assistance on 0800 169 0393.

* Lexus Roadside Assistance is provided for the first three years of owning the car and is transferable to subsequent users.

THREE-YEAR COMPREHENSIVE WARRANTY

Any defect that is attributable to a manufacturing or assembly defect under normal use is covered by your warranty. This provision applies for a period of three years or 60,000 miles, whichever comes first, with no mileage limit for the first year. In the event of a breakdown immobilising your Lexus, the cost of recovering it to the nearest Lexus Centre is also covered if that breakdown is the result of a warrantable defect.

THREE-YEAR SURFACE RUST AND PAINTWORK WARRANTY

The three-year, unlimited mileage warranty covers surface rust and paint defects on any painted body panels due to a fault in material or workmanship.

12-YEAR CORROSION PERFORMANCE WARRANTY

A 12-year unlimited mileage warranty covers the vehicle against rust perforation through any sheet metal body panel (subject to certain exclusions specified in the warranty booklet) occurring as a result of a manufacturing or assembly defect in the vehicle. The warranty booklet supplied with each new vehicle gives full details. This warranty is also transferable to subsequent owners.

ACCESSORIES

Please consult your local Lexus Centre for the full specification of approved Lexus Accessory products.

LEXUSCARE®

For us, caring for your Lexus is the equivalent of caring for you, our customer. Each member of the Lexus team has honed their skills and knowledge to ensure that you experience the highest levels of care. This extends to every aspect of our service. Wherever possible we will provide a replacement car while yours is being maintained and we aim to ensure that any time you spend with us in the Lexus Lounge is relaxing and enjoyable. Read a paper, watch television or even work on your laptop. Excellence of service is more than just a goal; it's our passion. And through our LexusCare® programme, that passion endures long after your car has left the showroom.

LEXUS FINANCIAL SERVICES

Lexus Financial Services offers a wide range of finance plans. From the affordability of our Hire Purchase and Contract Purchase plans, through to the competitiveness of our Contract Hire and Leasing packages, Lexus Financial Services has a product to suit your requirements. Simply visit your local Lexus Centre to discuss the most suitable package. To help maximise enjoyment of your new car we also offer Guaranteed Asset Protection insurance to protect you and your investment in a Lexus. Ask your local Lexus Centre for more details or pick up a Lexus Financial Services brochure when you are next visiting. Toyota Financial Services (UK) PLC trading as Lexus Financial Services is authorised and regulated by the Financial Services Authority (registered number FRN 310226).

WORLD-LEADING QUALITY

Since its launch, Lexus has been in the vanguard of what is achievable in the luxury automobile category. Our accolades and impressive quality records are proof of this achievement. In addition to awards for best luxury car, best chauffeur car and best security, Lexus has won a leading UK customer satisfaction prize for nine consecutive years and is a seven-time winner of another UK award for best manufacturer.

INTERIOR COLOURS

Achieving a satisfying balance when it comes to the interior of your IS is important. For this reason, we have taken great care to offer a selection that's as distinctive as it is tasteful.

Please visit your local Lexus Centre to view swatches of interior materials.

074 Caspian Sky	077 Arctic Pearl	1G0 Cadoxton Slate	1G1 Argento Ice	4T0 Atacama Gold	4T1 Sable	212 Velvet Black	3R1 Mesa Red	8R6 Brechin Slate	8U0 Windsor Blue	9AL Tyrian Grey
-----------------------	------------------------	--------------------------	-----------------------	------------------------	--------------	------------------------	--------------------	-------------------------	------------------------	-----------------------

SE	Cellensia	FA10	Grey / Aluminium effect trim	✓	✓	✓	✓	✓	✓	✓	✓	✓	✓
		FA20	Black / Aluminium effect trim	✓	✓	✓	✓	✓	✓	✓	✓	✓	✓
SE-L	Semi- Aniline Leather	LA00	Ivory / Aluminium effect trim	✓	✓	✓	✓	✓	✓	✓	✓	✓	✓
		LA11	Grey / Aluminium effect trim	✓	✓	✓	✓	✓	✓	✓	✓	✓	✓
		LA21	Black / Aluminium effect trim	✓	✓	✓	✓	✓	✓	✓	✓	✓	✓
SE-L	Semi- Aniline Leather	LA03	Ivory / Dark Brown Wood	✓	✓	✓	✓	✓	✓	✓	✓	✓	✓
		LA11	Grey / Dark Grey Wood	✓	✓	✓	✓	✓	✓	✓	✓	✓	
		LA21	Black / Dark Grey Wood	✓	✓	✓	✓	✓	✓	✓	✓	✓	
IS F-Sport	Alcantara® & Leather Sports Seats	FB22	Metallic effect trim	✓	✓	✓	✓	✓	✓	✓	✓	✓	



Black leather with dark grey wood (SE-L only)



Grey leather with dark grey wood (SE-L only)



Ivory leather with dark brown ash burl wood (SE-L only)



Aluminium trim (SE and SE-L)



Black leather with Alcantara® (IS F-Sport only)

EXTERIOR COLOURS

There are 11 exterior colour choices with the IS. Each has been carefully designed to appeal to the individuality of the owner, and we have developed a high-integrity finish to complement the visual appeal of the vehicle. Rest assured that quality paintwork comes as standard.

Velvet Black* (212)



Cadoxton Slate (1G0)



Tyrian Grey (9AL)



Caspian Sky (074)



Brechin Slate (8R6)



Argento Ice (1G1)



Sable (4T1)



Atacama Gold (4T0)



Mesa Red (3R1)



Arctic Pearl (077)



Windsor Blue (8U0)



These colours are intended to serve primarily as a guide, and while they closely approximate the actual colours used, they should not be used for paint matching or any other purpose where complete accuracy is essential. We reserve the right to alter or withdraw any colour finish or seat trim without further notice.

* Solid paint finish

TEST DRIVE THE IS



We hope to have conveyed in these pages that the IS offers a refined yet dynamic driving experience. But there's only one way to truly understand it, and that's to get behind the wheel and try it for yourself. Visit your local Lexus Centre to arrange a test drive.

For more information and the location of your local Lexus Centre, please visit our website: www.lexus.co.uk or call 0845 129 5484.

Toyota (GB) PLC
Lexus Division

Tel: 0845 129 5484
information@ld.lexus.co.uk

Please note: while every effort is made to reproduce accurate information, we reserve the right to change specifications, equipment and availability without prior notice. The brochure cannot be regarded as infallible (the car shown is left-hand drive) and as such does not constitute an offer for sale of the particular car shown.