

# LEXUS IS



 LEXUS

# THE NEW IS

Outside, striking design, HID (Xenon) headlights and a bold Lexus 'spindle grille'. Inside, a driver-focused sports cockpit with state-of-the-art multimedia and driver support systems. On the road, this is a beautifully balanced saloon. Powered by our latest Lexus Hybrid Drive engine in the IS 300h, or a V6 petrol engine in the IS 250, both cars are available with the dynamic F SPORT package. To fine-tune handling and ensure maximum driving pleasure we extensively tested this new rear-wheel drive saloon on the racetrack.

"MY TEAM FOCUSED ON  
CREATING THE **AGILE** AND  
**RESPONSIVE FEEL**  
WE WANT DRIVERS TO  
EXPERIENCE ON THE ROAD."

Junichi Furuyama, IS Chief Engineer





# BOLDLY DIFFERENT

Introducing Full Hybrid technology to the IS range for the first time, the new IS 300h is powered by our very latest Lexus Hybrid Drive. This delivers 223 DIN hp, yet emits just 99g/km\* of CO<sub>2</sub>, while the IS 250 features a highly refined V6 petrol engine. With both models available as dynamic F SPORT versions, the new IS delivers a unique driving experience. You'll sense this behind the wheel, as you interact with the car using paddle shifts, innovative electrostatic air conditioning controls, or the F SPORT's stunning instruments that were inspired by the iconic LFA supercar.

\* For the IS 300h SE grade.



# A STRONGER BODY FOR GREATER CONTROL

The new IS is the result of relentless attention to detail: for a more engaging drive, we've lowered the driver's seat hip point by 20mm and adjusted the steering wheel pitch by 3°. Driving precision has been improved by using breakthrough body construction technologies including laser screw welding and high strength adhesives. New multi-link rear suspension results in greater agility and more responsive handling. Factor in innovative aerodynamics, and you have a car that is not only highly responsive, but one that's incredibly quiet too.



# ICONIC DESIGN

Centre of attention on this stunning new saloon is the boldest 'spindle grille' yet seen on a Lexus. HID (Xenon) headlights and L-shaped LED daytime running lights complete the purposeful look. In profile, the car's athletic stance is complemented by a low bonnet, side 'kick-up' line and long coupé-like roofline, giving dynamic presence and exceptional roominess. Excellent aerodynamics result from details like extra smooth roof joints and closable radiator vents on the IS 300h. Winglets on the rear lights and front door pillars increase stability and also reduce wind noise.



# PURE LEXUS

Relaxing in sumptuous leather seats\*, you'll enjoy exquisite Lexus details like a beautifully finished central analogue clock. Built on the same line as the LS flagship saloon, the entire IS production line is overseen by Lexus 'Takumi' craftspeople. For a substantial increase in rear passenger legroom and a smooth ride, the car's wheelbase has been extended by 70mm. The rear seats also fold 60:40\* - ideal for transporting bulkier objects.

\* Available on selected grades.



# DRIVE WITH INNOVATION

The IS has been designed with integral leading edge technology - seamless smartphone interface, next-generation navigation, and breakthrough driver support systems. With interactive multimedia you can navigate, make calls, or enjoy the 15-speaker Mark Levinson® Premium Surround system. Or, with the brush of a fingertip, use innovative electrostatic controls to adjust the air conditioning.

The new Lexus IS keeps you safe too: with Blind Spot Monitor and Rear Cross Traffic Alert\*. Blind Spot Monitors activate a warning light in the door mirror when the indicator is operating and a vehicle is detected in the adjacent blind spot. Rear Cross Traffic Alert uses a millimetre wave radar to detect vehicles approaching from difficult-to-see areas behind the car while reversing. If an approaching vehicle is detected, the driver is alerted by a warning buzzer.

*Features above available on selected grades.*

*\*Should not be a substitute for safe and attentive driving.*



# THE POWER OF h

The new IS 300h delivers 223 DIN hp of full hybrid power, with CO<sub>2</sub> emissions from just 99g/km. This combination of power and efficiency is a breakthrough achievement. Powered by second-generation Lexus Hybrid Drive, the IS 300h intelligently combines an advanced 2.5-litre direct-injection petrol engine with a high-output electric motor, while innovative Active Sound Control delivers a sophisticated engine note. The IS 300h is dynamic to drive yet is remarkably frugal in its fuel consumption. You can also select EV (Electric Vehicle) mode to progress in near silence, using no petrol and emitting zero emissions\*. There's ample room for your luggage too, as the hybrid battery takes up minimal space beneath the boot floor.

\* At point of driving, dependent on speed, distance and conditions.

# IS 250

The new IS 250 saloon comes equipped with a powerful 2.5-litre V6 petrol engine delivering 208 DIN hp. Built for agility and core strength, this highly refined drivetrain offers superb balance and durability, while twin exhausts produce an exciting engine note. Smooth and fun to drive, the IS 250 will accelerate rapidly up to a top speed of 140mph, where legally permitted. Innovative D-4 direct injection and dual VVT-i valve control ensure power across the entire rev range.



# DYNAMIC RESPONSE

Unmistakably bold, the F SPORT models feature exclusive 18-inch alloy wheels, F SPORT grille and LED front fog lights. Inside, you're greeted by amazing LFA-style instruments. A distinctive F SPORT steering wheel, exclusive 'Dark Rose' leather sports seats\*, aluminium pedals and aluminium-look inlays complete the interior. With steering and suspension engineered for extra responsiveness, both F SPORT models deliver new levels of control and driving enjoyment.

*\*Optional.*



# ENHANCED REACTIONS

The new IS F SPORT models feature a stunning single combination meter with dynamic radial graphics inspired by the Lexus LFA. This uses digital technology originally developed to display the lightning-fast revving peaks of our V10 supercar. After a unique start-up sequence, the appearance of the combination meter changes according to the driving mode selected. Using Drive Mode Select - conveniently positioned on the central console - you can choose between ECO for maximum efficiency or SPORT for dynamic responsiveness. On the IS 300h, select EV (Electric Vehicle) mode to drive in near silence using no petrol and producing zero emissions\*.

\*At point of driving, dependent on speed, distance and conditions.



# BUSINESS CLASS

The ideal business partner, the new IS offers a groundbreaking combination of power and efficiency. With CO<sub>2</sub> emissions from just 99g/km and up to 65.7mpg combined, the IS 300h provides class leading efficiency without compromise on performance or luxury. 2013 benefit in kind (BIK) tax is best-in-class and starts from just 11%, resulting in savings of up to £2,700 over three years versus direct competitors. The new IS makes perfect business sense, minimising running costs without the need to sacrifice on driving dynamics, style or refinement.



# FOREFRONT OF PROTECTION

Equipped with our latest Vehicle Dynamics Integrated Management and powerful ventilated disc brakes, the new IS is engineered to avoid danger. However, in the event of a collision, you are protected by an incredibly strong passenger safety cell, that makes extensive use of high-tensile steel. Enhancing safety even further, the new IS features Whiplash Injury Lessening front seats and eight airbags. Additionally, should sensors mounted in the front bumper detect a collision with a pedestrian, the bonnet will raise instantly to minimise the impact force.



# ECO PIONEER

As well as being powered by hybrid technology, the new IS 300h has the cleanest and most efficient Full Hybrid drivetrain in its class, with breakthrough GreenEdge™ audio\* and HID lights reducing overall energy consumption even further. An innovative new navigation system lets you select routes that require less fuel and emit lower emissions\*\*.

At the end of its life, up to 85% of the parts and materials used on the IS can be recycled, including the hybrid battery on the IS 300h.

\* Only available on selected grades.

\*\* Optional on selected grades.

BREAKING NEW GROUND  
IN **LOW EMISSION**  
DRIVING, THE NEW IS LETS  
YOU CALCULATE THE MOST  
**ECOLOGICAL** ROUTE.





1

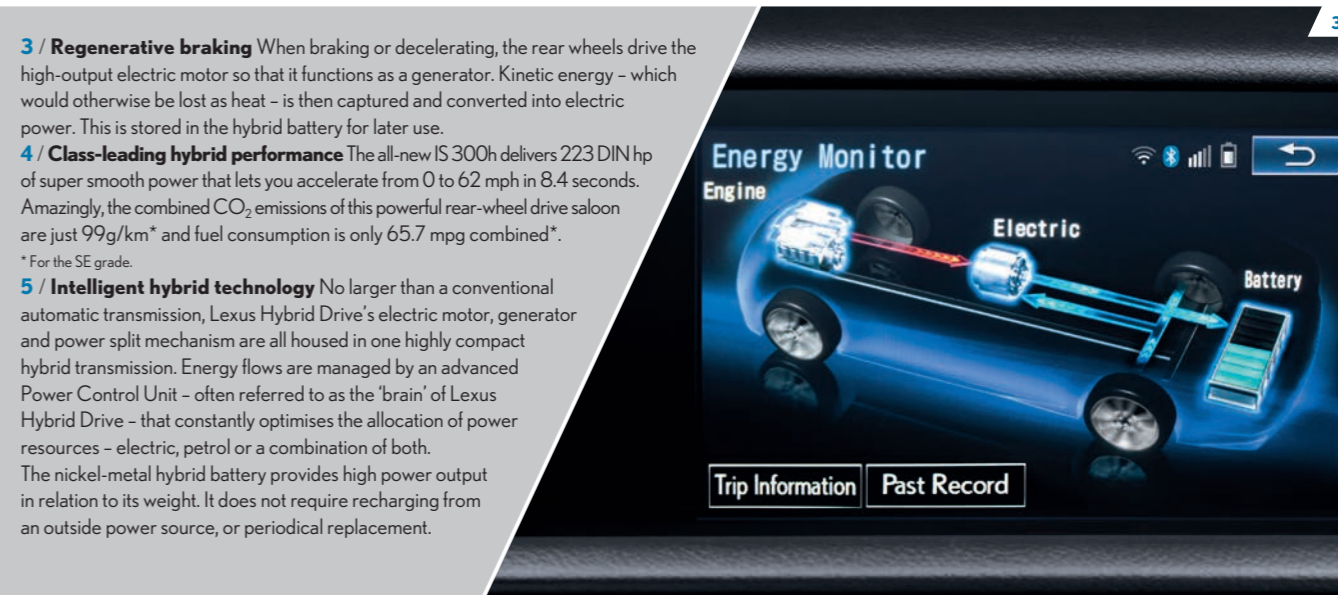
In 2004, Lexus became the first premium carmaker to perfect Full Hybrid technology. Since then, over 500,000 Lexus hybrid models have been sold. The IS 300h's second-generation Lexus Hybrid Drive delivers refined power with outstanding fuel efficiency and exceptionally low emissions – zero when in EV (Electric Vehicle) mode\*. For more information, visit [www.lexus.co.uk/IS](http://www.lexus.co.uk/IS)

**1 / Lexus Hybrid Drive** Equipped with innovative D-4S direct injection and dual VVT-i valve control, this highly efficient 'Atkinson Cycle' 4-cylinder engine forms the heart of the IS 300h's Full Hybrid powertrain. Start/Stop technology and exhaust heat recycling help reduce fuel consumption and emissions even further.

**2 / EV (Electric Vehicle) mode** With sufficient battery charge, EV mode lets you drive at lower speeds over shorter distances using electric power only. EV mode is near silent, emissions-free and consumes no fuel\*. This is ideal, for instance, when driving in heavy city traffic.



2



3

**3 / Regenerative braking** When braking or decelerating, the rear wheels drive the high-output electric motor so that it functions as a generator. Kinetic energy – which would otherwise be lost as heat – is then captured and converted into electric power. This is stored in the hybrid battery for later use.

**4 / Class-leading hybrid performance** The all-new IS 300h delivers 223 DIN hp of super smooth power that lets you accelerate from 0 to 62 mph in 8.4 seconds. Amazingly, the combined CO<sub>2</sub> emissions of this powerful rear-wheel drive saloon are just 99g/km\* and fuel consumption is only 65.7 mpg combined\*.

\* For the SE grade.

**5 / Intelligent hybrid technology** No larger than a conventional automatic transmission, Lexus Hybrid Drive's electric motor, generator and power split mechanism are all housed in one highly compact hybrid transmission. Energy flows are managed by an advanced Power Control Unit – often referred to as the 'brain' of Lexus Hybrid Drive – that constantly optimises the allocation of power resources – electric, petrol or a combination of both. The nickel-metal hybrid battery provides high power output in relation to its weight. It does not require recharging from an outside power source, or periodical replacement.



4

5

## FULL HYBRID TECHNOLOGY

\* At point of driving, dependant on speed, distance and conditions.



**Start up, driving off** When starting off, the electric motor propels the IS 300h up to around 40mph, with electric power being supplied from the hybrid battery. At this point the saloon is almost silent, uses no petrol and produces zero emissions\*.


*\* At point of driving, dependent on speed, distance and conditions.*

**Normal driving conditions** At speeds above 40mph the petrol engine cuts in, almost silently, but still receives assistance from the electric motor when required. Through the near perfect distribution of its dual power sources, Lexus Hybrid Drive provides exceptional driving comfort - together with lower emissions and fuel consumption.

**Full throttle acceleration** Accelerate powerfully and the electric motor instantaneously supplements the 2.5-litre petrol engine. This delivers a surge of torque to provide smooth, powerful linear acceleration precisely when you need it.

**Deceleration, stopping, braking** When decelerating or coming to a halt, the petrol engine turns off, cutting emissions to zero. Brake, or take your foot off the accelerator, and regenerative braking harnesses the kinetic energy lost in other cars. It converts this into electrical energy for storage in the hybrid battery, which is one reason why you never need to recharge a Lexus Full Hybrid car.

## HOW DOES LEXUS HYBRID WORK?



The new IS was tested and refined in the world's most advanced driving simulator – and then on the racetrack. IS Chief Engineer Junichi Furuyama went back to the very fundamentals of how a rear-wheel drive saloon should handle, developing a new chassis, suspension and steering to enhance driving enjoyment, agility and precision.

**1 / New chassis, Adaptive Variable Suspension** With a completely re-engineered chassis, rear suspension and steering, the new IS is dynamic and engaging to drive. The double wishbone front suspension has been revised while, to the rear, a brand new multi-link rear suspension (based on that of the much acclaimed GS performance saloon) enhances straight-line performance and cornering grip. For an even more dynamic drive, Adaptive Variable Suspension\* intelligently controls the damping force on all four wheels. This not only improves ride comfort, but also increases handling stability – especially during higher-speed cornering.

**2 / Sportier driving position** From a lower and sportier driving position, you'll really 'feel' the road surface through the new steering set-up and sense how the car responds to the slightest steering input\*\*.

**3 / Vehicle Dynamics Integrated Management** State-of-the-art Vehicle Dynamics Integrated Management (VDIM) is fitted as standard to the new IS. This enables all of the car's stability and control systems to work together, ensuring a level of intervention that's much more refined than if these systems acted independently of one another.

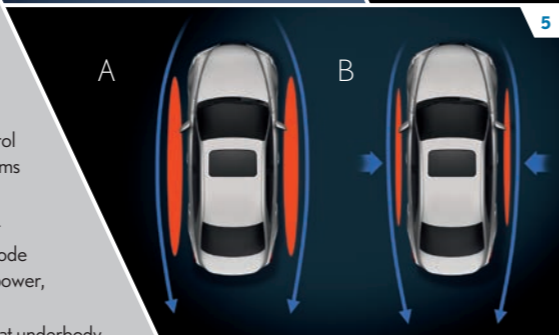

A. With VDIM: Dynamic control systems work smoothly together. B. Without VDIM: Dynamic control systems work independently.

**4 / Drive Mode Select** Vehicle performance can be fine-tuned using Drive Mode Select. ECO mode reduces emissions and conserves fuel for everyday driving, NORMAL provides an ideal balance of power, economy and ride comfort. For enhanced drivetrain responsiveness, simply switch to SPORT mode.

**5 / Advanced aerodynamics** The new IS has superb aerodynamics, thanks to details like a near-flat underbody and tiny winglets on the front door pillars and rear lights. First seen on F1 racing cars, these winglets create air vortices (see B in diagram) that help pull the airstreams inwards to improve the way the IS cuts through the air. This not only enhances stability and handling, but also improves fuel efficiency and reduces wind noise.

A. Without aerodynamic winglets. B. With aerodynamic winglets.

**6 / Chassis rigidity** Breakthrough laser screw welding and adhesive bonding techniques have significantly increased the rigidity of the new IS. This, combined with the extensive use of lightweight materials, has produced a saloon that offers a tangible sense of enjoyment and rewards driver input with extremely precise handling.



## DYNAMIC PERFORMANCE

\* Available as an option on the IS 300h F SPORT when specified with Lexus Premium Navigation.

\*\* Safe, legal and attentive driving practises should be followed at all times.

The new IS saloon is equipped with our latest Vehicle Dynamics Integrated Management. Pioneering driver support systems include Blind Spot Monitor and Rear Cross Traffic Alert.

**1 / Eight airbags** In addition to an immensely strong passenger safety cell, occupant protection is provided by eight airbags. The driver and front passenger are protected by 2-stage head airbags, as well as knee and side airbags. Curtain shield airbags run the full length of both cabin sides. All seatbelts, except for the centre rear seat, are also specified with pre-tensioners. This exceptional level of safety protection is provided as standard in the new IS.

**2 / Pop up hood** The new IS features an impact-absorbing pop up hood. Activated by sensors mounted in the front bumper, should you collide with a pedestrian, the system slightly raises the level of the hood to give more space between it and the hard components of the engine underneath. This reduces the risk of injuries to the pedestrian.

**3 / Blind Spot Monitor\*** Radar devices mounted in the rear bumper detect vehicles in adjacent lanes that are not visible in the door mirrors. If the driver is indicating to change lane and a vehicle enters the blind spot, the Blind Spot Monitor instantly activates a warning signal in the relevant door mirror.

**4 / Rear Cross Traffic Alert\*** When reversing, for instance in a busy car park, the Rear Cross Traffic Alert (RCTA) function uses the Blind Spot Monitor radar to detect vehicles approaching the difficult-to-see area behind the vehicle. When a vehicle is detected, the RCTA function alerts you with a visual display in the door mirrors and a buzzer\*\*.



\* Premier grade only.

\*\* Should not be a substitute for safe and attentive driving.

## ADVANCED SAFETY



- 1 / Xenon headlights** Auto-levelling High Intensity Discharge Xenon headlights with high-pressure cleaners and LED daytime running lights are standard on the new IS.
- 2 / 16" alloy wheels** 5-spoke, 205/55 R16 tyres\*.
- 3 / 17" alloy wheels** 10-spoke, 225/45 R17 tyres\*\*.
- 4 / 18" alloy wheels** 5-spoke, front 225/40 R18, rear 255/35 R18\*\*\*.
- 5 / 18" alloy wheels** F SPORT design 10-spoke design, front 225/40 R18 tyres, rear 255/35 R18.

## EXTERIOR FEATURES


\* Standard on SE grade.  
 \*\* Standard on Luxury grade, optional on Premier grade.  
 \*\*\* Standard on Premier grade.



- 1 / Driving comfort** The IS showcases a spacious new interior, rich in the refinement and quality for which Lexus is legendary. The driving position is sportier and more focused, while the newly designed front seats offer greater comfort and better lateral support.
- 2 / Touch-sensitive controls** For the first time in a Lexus, electrostatic controls let you adjust the temperature in the IS saloon using a sweep of your fingertip.
- 3 / Luggage space** With the new IS, an extended wheelbase and compact new suspension result in excellent luggage space (up to 480 litres on the IS 250 and up to 450 litres on the IS 300h). Enough for three sets of golf clubs and two small sports bags, or four medium sized suitcases.
- 4 / 60:40 flexibility** A practical 60:40 split folding rear seat allows easy stowage of larger items\*.
- 5 / Rear seats lowered** Offering the convenience of an estate car, but with the grace and refinement of a saloon, with all rear seats folded down\* there's room to carry far bulkier objects.

\* Not available on IS 300h SE grade.

## INTERIOR FEATURES



**1 / 15-speaker Mark Levinson®** The IS can be ordered with a peerless Mark Levinson® Premium Surround system that delivers a true live concert experience when listening to music or watching a DVD while stationary. Fifteen bespoke speakers, each individually tuned, produce incredible 5.1-channel digital surround sound. Innovative GreenEdge™ technology in each speaker also means twice the sound for the same energy consumption, while a new 'Auto Volume System' lets you enjoy music to the full, by automatically adjusting the sound level when you switch between different artists and recordings. Beautifully finished, precision-machined aluminium controls and a black gloss finish reflect the design of Mark Levinson® world-class home audio systems.

**2 / Multi-information display** Positioned between the two main dials, the 4.2-inch high-resolution display provides a wide range of vehicle information and data. For instance, the titles of songs you are listening to, navigation directions, or when your smartphone is connected, the name, photograph and phone number of the person calling you.

**3 / Steering wheel controls** A new, LFA-inspired 3-spoke design with ergonomic finger rests makes the IS incredibly precise to steer. Paddle shifts enable rapid, manual gear changes for a more engaging drive. Without taking your hands off the wheel, you can control audio, telephone, voice command and multi-information display\*\*.



## AUDIO AND MULTIMEDIA

\* Available as an option or standard on specific grades.  
 \*\* Only a hands free telephone system should be used while driving.  
 Safe, legal and attentive driving practices should be followed at all times.



**4 / Lexus Media Display** The new IS comes as standard with a 7-inch display screen operated by a rotary dial. The display enables control of systems such as audio and climate, or viewing the energy monitor in the IS 300h. The centre console also contains the head unit for the audio system. It features a DAB and an AM/FM tuner, Bluetooth® audio/phone connectivity, Gracenote® technology and CD player. Two USB ports and an AUX socket are conveniently located in the centre console box.

**5 / Rotary dial** A rotary control dial on the centre console enables the driver or front seat passenger to operate the main systems and 7-inch display in the new IS.

**6 / Lexus Premium navigation\*** The 7-inch screen is operated by Remote Touch or voice commands. With vivid 3D graphics and many mapping options, once parked, the system generates a QR code for your smartphone, with directions by foot to your final destination. *Next generation Remote Touch, with single press confirmation, lets users interact intuitively with the central multimedia display. Ergonomically designed, Remote Touch is close at hand and as easy to use as a computer mouse.*

**7 / Connected services\*** The IS offers next-generation services like Online Search, Google Street View®, Panoramio® or Connected Traffic. For extra convenience you can even forward a route from your laptop or tablet to your car's navigation system.

**8 / Digital connectivity\*** Multiple digital applications can be synchronised to the multimedia display. For example, the address book can be simply downloaded from most smartphones and then scrolled through on the display.

**9 / Parking assist monitor\*\*** Engage reverse and the view behind the car is relayed to the standard 7-inch display.



\* Available as an option or standard on specific grades.  
 \*\* Should not be a substitute for safe and attentive driving.



Developed by the team that tuned the LFA supercar and IS F high performance saloon, the new IS 300h F SPORT and IS 250 F SPORT models carry the spirit of these two amazing cars. Both IS F SPORT saloons are exclusively designed and dynamically enhanced. The IS 300h F SPORT can also be specified with the option of Adaptive Variable Suspension and SPORT S+ mode for exceptionally engaging performance.

**1 / F SPORT design** The new IS F SPORT is unmistakably dynamic, with a bold and distinctive front spindle grille, special 'L-mesh' inserts, and chrome highlights. The lower front spoiler features front brake cooling ducts, aerodynamic fins for increased down-force and a larger lower grille opening. LED front fog lamps are standard on F SPORT models.

**2 / F SPORT badge** Although discreet, the F SPORT logo is a badge of distinction. The 'F' refers to the birthplace and primary testing site of our high-performance F SPORT cars: Fuji Speedway, located near Mount Fuji.

**3 / F SPORT wheels / suspension** 18-inch alloy wheels feature a twin-spoke design inspired by the LFA. Both the front and rear suspension and Electric Power Steering are exclusively tuned for the F SPORT, to enhance handling performance without compromising ride quality.

\* Only available on Premier grade.

## F SPORT EXTERIOR DESIGN



**1 / Sports seats** An exclusive new F SPORT seat design makes the first use of 'integrated foaming' technology in a Lexus. This motorsport-inspired production technology allows a more detailed seat profile, and better fit and hold than is possible with conventional seat construction.

**2 / F SPORT steering wheel** Featuring the F SPORT logo, you'll sense a special kind of connectedness every time you take this wheel in your hands. Finished in perforated leather, the F SPORT gearshift design matches the steering wheel to create an exciting sports ambiance.

**3 / Drilled sport pedals** Offering excellent grip characteristics, drilled aluminium pedals reflect the motorsport design heritage of the new IS F SPORT models.

**4 / LFA instrument panel** This stunning single meter has innovative Thin Film Transistor technology and a moving centre ring design inherited from the LFA supercar. The dial illumination varies depending on driving mode. When operating the multimedia system, the meter ring slides to one side to reveal the menu.

## F SPORT INTERIOR DESIGN

	IS 300h	IS 250
<b>MAXIMUM OUTPUT</b>		
DIN hp / kW	223 / 164	208 / 153
<b>ENGINE</b>		
Capacity (cm <sup>3</sup> ) / Cylinders / Valves	2494 / L4 / 16	2500 / V6 / 24
Valve mechanism	Dual VVT- i	Dual VVT- i
Fuel type	Petrol, 95 octane or higher	Petrol, 95 octane or higher
Maximum output (DIN hp / kW @ rpm)	181 / 133 @ 6000	208 / 153 @ 6400
Maximum torque (Nm @ rpm)	221 @ 4200-5400	252 @ 4800
<b>ELECTRIC MOTOR</b>		
Type	AC synchronous, permanent magnet	–
Maximum output (DIN hp/KW)	143 / 105	–
Maximum torque (Nm)	300	–
<b>HYBRID BATTERY</b>		
Type	Nickel-Metal Hydride (Ni-MH)	–
Number of battery cells / System voltage (V)	192 / 650	–
<b>TRANSMISSION</b>		
Driven wheels	Rear-Wheel Drive	Rear-Wheel Drive
Transmission type	E-CVT	6-speed automatic with sequential shift mode
<b>PERFORMANCE</b>		
Maximum speed (mph)	125	140
0-62 mph (s)	8.4	8.1
<b>EMISSIONS</b>		
Emissions level	Euro V+	Euro V+
Combined CO <sub>2</sub> (g/km) (Wheel size: 16" / 17" / 18")	99 / 103 / 109	199 / 199 / 213
<b>FUEL CONSUMPTION* (mpg)</b>		
Combined (Wheel size: 16" / 17" / 18")	65.7 / 64.2 / 60.1	32.8 / 32.8 / 30.7

**QUOTED MPG FIGURES:** The mpg figures quoted are sourced from official EU-regulated test results. These are provided for comparability purposes and may not reflect your actual driving experience. Fuel consumption varies significantly depending on driving style, conditions, vehicle weight and speed. In order to allow consumers to compare and make an informed choice between one vehicle and another, there is a European Commission standard (93/116/EC and 692/2008) to measure fuel consumption. This common standard must be adhered to by all manufacturers selling motor vehicles in the EU, and is the basis for the fuel consumption figures published by each manufacturer. For information on how the test is performed please visit: <http://www.dft.gov.uk/vca/fcb/faq-fuel-consumption.asp>

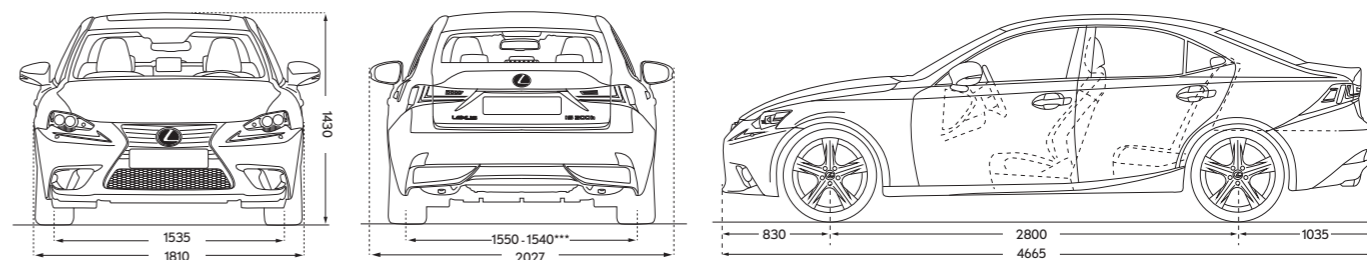
\* Fuel efficiency is a significant factor to consider in the new vehicle purchase decision. The ability for consumers to be able to compare fuel consumption between one car and another is therefore increasingly important. EU Vehicle Certification Authorities (in the UK, the VCA) have agreed on a standard test to ensure that comparisons between competing car manufacturers can be made. Publicly quoted figures, by law, must be based on this VCA test.

## TECHNICAL DATA

	IS 300h	IS 250
<b>BRAKES</b>		
Front	Ventilated discs	Ventilated discs
Rear	Ventilated discs	Solid discs
<b>SUSPENSION</b>		
Front	Double wishbone	Double wishbone
Rear	Multi-link	Multi-link
<b>STEERING</b>		
Type	Rack and pinion	Rack and pinion
Minimum turning radius (tyre) (m)	5.2	5.2
<b>WEIGHTS (kg)</b>		
Gross vehicle weight	2145 (2130)*	2090
Kerb weight (min.-max.)	1620-1720 (1620-1680)*	1555-1645
Towing capacity (with brakes)**	750	1500
Towing capacity (without brakes)**	750	750
<b>DRAG COEFFICIENT</b>		
Cd value	0.26 (0.25*)	0.28
<b>CAPACITIES (l)</b>		
Fuel tank	66	66
Luggage compartment	450	480

\* IS 300h SE grade.

\*\* Towing is prohibited with IS 300h SE grade.



Measurements in mm.

\*\*\* 18" wheels.

## TECHNICAL DATA

## ACTIVE SAFETY AND DRIVING DYNAMICS

- Active brake lights
- Braking, stability, steering and traction systems<sup>1</sup>
  - ABS / BAS / EBD / ECB (IS 250) / ECB-R (IS 300h) / EPS / TRC / VSC
- Drive Mode Select
  - ECO / NORMAL / SPORT
- EV (Electric Vehicle) mode (IS 300h)
- Hill-start Assist Control (HAC)
- Tyre Pressure Warning System (TPWS)
- Vehicle Dynamics Integrated Management (VDIM)

## PASSIVE SAFETY

- 8 airbags in total
  - driver and front passenger; head, side and knee
  - cabin sides; full-length curtain shield
- Airbag cut-off switch, front passenger
- Audible and visual front seatbelts reminder
- ISOFIX attachment, outer rear seats
- Pop Up Hood (PUH)
- Seatbelt pre-tensioners, front and rear outer seats
- Whiplash Injury Lessening (WIL) front seats with active headrests

## EXTERIOR

- Door mirrors
  - electrically adjustable and heated
  - integral turn signal indicators and puddle lights
- Fog lights, front<sup>2</sup>
- High Intensity Discharge (HID) xenon headlights
  - auto-levelling with high-pressure cleaners
- Laser-brazed roof structure
- Light Emitting Diode (LED)
  - daytime running lights
  - rear combination light
  - rear fog light
- Paintwork with 'self-restoring coat'
- Ultra Violet (UV) and heat insulating tinted glass
- Water-repellent glass, front door windows
- Wheel arches, rear with hemming treatment

## SECURITY

- Anti-theft system
  - immobiliser / intrusion sensor / siren
- Auto door locking
- Double door lock

## AUDIO, COMMUNICATION AND INFORMATION

- Analogue clock with white LED illumination
- Bluetooth® mobile phone and audio connectivity
- Dual Optitron instrumentation
  - speedometer
  - rev counter
- 4.2" colour multi-information display
  - power meter (IS 300h)
- LFA-style instrumentation (F SPORT)
  - moving centre dial
  - LCD (Liquid Crystal Display)
- Lexus Display Audio
  - 7" display screen operated by rotary dial
  - 6-speaker audio system with Gracenote®
  - DAB and AM/FM tuner
  - antenna for DAB and AM/FM tuner incorporated within rear screen
  - in-dash, single-slot CD player
- Steering wheel mounted controls
  - audio / display / phone / voice
- Two USB ports and AUX socket

## INTERIOR COMFORT AND CONVENIENCE

- 12 V socket
- Active Sound Control (IS 300h)
- Electrically operated windows, front and rear
- Front centre armrest and storage box
- Illuminated entry system
- Push start button
- Temporary spare wheel (IS 250)
- Tyre repair kit (IS 300h)

16" alloy wheels 5-spoke (205/55 R16)

17" alloy wheels 10-spoke (225/45 R17)

18" alloy wheels F SPORT design 10-spoke (F 225/40 R18 + R 255/35 R18)

18" alloy wheels 5-spoke (F 225/40 R18 + R 255/35 R18)

Seats: Fabric centre panel with Tahara bolsters and manually adjustable

Sports seats: Heated and electric with fabric centre panel and Tahara bolsters

Seats: Leather, heated and manually adjustable

Seats: Leather, heated, ventilated and electrically adjustable

Sports seats: Leather, heated, ventilated and electrically adjustable with memory

Seats: Leather, heated, ventilated and electrically adjustable with memory

60/40 split folding rear seat\*

Towing capability\*

DAB

Lexus Media Display with single CD, 6 speakers

Lexus Premium Navigation with single DVD, 8 speakers and reversing camera

Parking sensors

Rain sensing wipers

Electchromatic rear view mirror

F SPORT styling elements - interior and exterior

LED Fog lamps

LFA style instrument meters

Sports suspension

Adaptive Variable Suspension\*\*

Mark Levinson available with Lexus Premium Navigation

Door mirrors: auto folding and electchromatic

Blind spot detection system

Rear cross traffic alert

Sunroof

Adaptive Cruise Control, Pre-Crash System, Auto High Beam, Lane Departure Alert\*\*\*

	SE	LUXURY	FSPORT	PREMIER
16" alloy wheels 5-spoke (205/55 R16)	●			
17" alloy wheels 10-spoke (225/45 R17)		●		○
18" alloy wheels F SPORT design 10-spoke (F 225/40 R18 + R 255/35 R18)			●	
18" alloy wheels 5-spoke (F 225/40 R18 + R 255/35 R18)				●
Seats: Fabric centre panel with Tahara bolsters and manually adjustable	●	●		
Sports seats: Heated and electric with fabric centre panel and Tahara bolsters			●	
Seats: Leather, heated and manually adjustable		○		
Seats: Leather, heated, ventilated and electrically adjustable		○		
Sports seats: Leather, heated, ventilated and electrically adjustable with memory			○	
Seats: Leather, heated, ventilated and electrically adjustable with memory				●
60/40 split folding rear seat*	●	●	●	●
Towing capability*	●	●	●	●
DAB	●	●	●	●
Lexus Media Display with single CD, 6 speakers	●	●	●	●
Lexus Premium Navigation with single DVD, 8 speakers and reversing camera	○	○	○	●
Parking sensors	○	●	●	●
Rain sensing wipers		●	●	●
Electchromatic rear view mirror		●	●	●
F SPORT styling elements - interior and exterior			●	●
LED Fog lamps			●	●
LFA style instrument meters			●	●
Sports suspension			●	●
Adaptive Variable Suspension**			○	○
Mark Levinson available with Lexus Premium Navigation			○	●
Door mirrors: auto folding and electchromatic				●
Blind spot detection system				●
Rear cross traffic alert				●
Sunroof				○
Adaptive Cruise Control, Pre-Crash System, Auto High Beam, Lane Departure Alert***				○

<sup>1</sup> ABS = Anti-lock Braking System / BAS = Brake Assist System / EBD = Electronic Brake-force Distribution / ECB = Electronically Controlled Braking / ECB-R = Electronically Controlled Braking-Regeneration / EPS = Electric Power Steering / TRC = Traction Control / VSC = Vehicle Stability Control.

<sup>2</sup> LED front fog lights are standard on F SPORT grade.

\* Not available on IS 300h SE grade.

\*\* Only available on IS 300h F SPORT when specified with Lexus Premium Navigation.

\*\*\* Only available as one pack.

STANDARD EQUIPMENT FOR ALL GRADES

● Standard ○ Optional

ADDITIONAL EQUIPMENT BY GRADE

## LEXUS COLLECTION

At Lexus, we are relentlessly pushing the boundaries of design, technology, craftsmanship and customer care. Our vehicles are created with a masterful skill and attention to detail, no compromises - qualities which we've also applied to our new Lexus Collection.

Each item has been purposely selected for its style, quality and finish as well as its performance and luxurious practicality. Everything you would expect from Lexus.

1 / Men's watch with Japanese quartz chronograph movement. Stainless steel case, dome lens and Italian grain leather strap. Water resistant to 10 atm, with one-year guarantee. Supplied in a luxury gift box, making it an ideal present. LEXU0167.

2 / Ladies' watch with Japanese slimline quartz movement. Sunray dial and stainless steel strap. Water resistant to 3 atm, with one-year guarantee. Supplied in a luxury gift box, making it an ideal present. LEXU0168.

3 / Cross signature journal with cleverly integrated pen sleeve and complimentary pen, ribbon page marker, expandable inner pocket and acid-free paper. LEXU0166.

4 / A golf umbrella with double canopy. Black outer canopy and blue inner canopy. Finished with ergonomic rubber sports grip and branded with white Lexus logo on two outer panels and bottom of handle. LEXU0169.

5 / Protective casing for the iPhone 5. Combines helping to prevent scratches to your phone with the bold styling you have come to expect from Lexus. Finished in a matt black with striking contrast design of the Lexus IS 'spindle grille'.

6 / A classic notebook design for uncomplicated functionality, supplied with a fluent matt finish. Branded with the bold design of the Lexus logo and the 'spindle grille' of the New IS on the front cover.

### HOW TO ORDER:

The Lexus Collection is available to buy from your local Lexus Centre. On these pages you'll find a selection of the items available. For the full range, please visit your local Lexus Centre or visit [www.lexus.co.uk](http://www.lexus.co.uk)



## LEXUS COLLECTION

All images are visual impressions and may be subject to change at production.

## ROADSIDE ASSISTANCE

We want to ensure that you enjoy driving your Lexus anywhere in Europe with complete peace of mind. This is why we provide you with Lexus Roadside Assistance 24 hours a day, 365 days a year in both the UK and Europe\*. Your membership gives you personal cover. That means you are entitled to the full range of benefits and services as the driver or passenger of any vehicle, not just while driving your Lexus. Your partner is also eligible for the same cover provided you both reside at the same address.

To make use of this added bonus, please register your partner with Lexus Roadside Assistance on 0800 169 0393.

\* Lexus Roadside Assistance is provided for the first three years of owning the car

## THREE-YEAR COMPREHENSIVE WARRANTY

Any defect that is attributable to a manufacturing or assembly defect under normal use is covered by your warranty. This provision applies for a period of three years or 60,000 miles, whichever comes first, with no mileage limit for the first year. In the event of a breakdown immobilising your Lexus, the cost of recovering it to the nearest Lexus Centre is also covered if that breakdown is the result of a warrantable defect.

## FIVE-YEAR HYBRID COMPONENT WARRANTY

For hybrid models, certain components within the hybrid drivetrain system have a five-year or 60,000 miles warranty, whichever comes first.

## THREE-YEAR SURFACE RUST AND PAINTWORK WARRANTY

The three-year, unlimited mileage warranty covers surface rust and paint defects on any painted body panels due to a fault in material or workmanship.

## 12-YEAR CORROSION PERFORMANCE WARRANTY

A 12-year unlimited mileage warranty covers the vehicle against rust perforation through any sheet metal body panel (subject to certain exclusions specified in the warranty booklet) occurring as a result of a manufacturing or assembly defect in the vehicle. The warranty booklet supplied with each new vehicle gives full details. This warranty is also transferable to subsequent owners.

## ACCESSORIES

Please consult your local Lexus Centre for the full specification of approved Lexus Accessory products.

## LEXUSCARE®

For us, caring for your Lexus is the equivalent of caring for you, our customer. Each member of the Lexus team has honed their skills and knowledge to ensure that you experience the highest levels of care. This extends to every aspect of our service. Wherever possible we will provide a replacement car while yours is being maintained and we aim to ensure that any time you spend with us in the Lexus Lounge is relaxing and enjoyable. Read a paper, watch television or even work on your laptop. Excellence of service is more than just a goal, it's our passion. And, through the LexusCare® programme, that passion endures long after your car has left the showroom.

## LEXUS FINANCIAL SERVICES

Lexus Financial Services offers an extensive range of finance products, including Lexus Connect - Contract Purchase and Lexus Connect - Contract Hire, products that offer a combination of benefits designed to make acquiring a Lexus as easy as driving one. Whether you are a private motorist looking for the most flexible, affordable options or a business wishing to boost cash flow and tax efficiency, our finance products provide attractive, refined solutions.

Your Lexus Centre will be happy to discuss the full range of financing options available and create a quotation that is right for you. When you choose to go ahead your Lexus Centre will arrange your application. There are no lengthy forms to fill in and immediate acceptance is possible in many cases. Delivering complete customer satisfaction underpins everything we do at Lexus, so once you commence an agreement with us, you can rest assured that our team of UK-based customer service representatives are only a phone call away if you have any queries. Finance subject to status to over-18s. Terms and conditions apply. Indemnities may be required.

## WORLD-LEADING QUALITY

Since its launch, Lexus has been in the vanguard of what is achievable in the luxury automobile category. Our long list of awards and quality records is proof of this achievement: in addition to awards for best luxury car, best chauffeur car, best security and being rated best manufacturer, over the past decade Lexus has continued to lead the way in customer satisfaction and has been awarded the highest position in several UK vehicle ownership satisfaction studies.

## OWNING A LEXUS

# IS INDIVIDUALITY

The range of accessories for the Lexus IS encapsulates the same extraordinary attention to detail as the IS itself. There are styling accessories including a choice of alloy wheels for that extra touch of personality, Lexus Hotspot for mobile Wi-Fi, and specialised options for enhanced carrying, practicality and protection.



**Rear Spoiler** The sports inspired design of the Lexus rear spoiler makes a powerful statement of self-expression. Its shape integrates with and complements the innovative aerodynamic profile of the IS.

**LEXUS alloy wheels\*** Lexus alloy wheels are designed to ideally complement the IS while also creating a distinct look of personal style. Each wheel is precision engineered to ensure optimum drive balance and quality manufactured for long-lasting durability.

**1 / 18" Nisshoku alloy wheels**

The intriguing Nisshoku finish appears as mirror chrome from one angle and gloss black from another.

**2 / 18" Hinode alloy wheels** Full of character, the Lexus multispoke sports design has a stylish silver finish.

\* Not available on SE grade.



**LEXUS Hotspot** Lexus Hotspot effectively turns the IS into a mobile internet hotspot. When loaded with a SIM card of your choice, it allows connection for up to five WiFi capable devices including laptops, tablets and smart phones, and supports in-car interaction between them. Lexus Hotspot also enhances the Lexus premium navigation system by enabling it to access web-based services such as Google® Street View and Panoramio®, connected parking and connected traffic. Importantly, Lexus Hotspot wires directly into the IS battery system for a constant power supply.



**Car cover** The Lexus car cover is individually tailored to fully clothe the IS while also allowing easy fit and removal. It provides a dependably tough shield against environmental extremes including snow, ice, sand and dust.

**Tracker** The superb TRACKER system offers you a choice of stolen vehicle tracking solutions.



Vehicle shown not to UK specification.

## FINISHING TOUCHES



**1 / Boot liner** Made of plastic and with a raised lip around the edge, the boot liner provides tough protection for carpets against mud, dirt and liquids. Its non-slip surface pattern helps prevent bags and cases sliding around.

**2 / Rear bumper protection film** Unobtrusive but dependable protection for rear bumper paintwork against scuffs and scratches. Made of transparent self-adhesive film to custom fit the bumper contours.

**3 / Door handle protection film** Shaped to fit neatly into the door handle's concave grip area. The film is virtually invisible, yet provides tough protection against scratching by gloves, rings and keys.

**4 / Textile floormats** Luxurious Lexus textile mats are made of acuvellour to complement the sound absorbing qualities of the IS carpets. They are shaped for a perfect fit and the driver's mat has a safety fixing to prevent it slipping.

**5 / Rubber floormats** Black rubber mats for the ultimate in tough carpet protection against muddy or wet shoes and the ingress of dirt, sand and dust. The driver's mat has a special safety fixing device to hold it firmly in place.



## PROTECTION



**1 / Detachable towing hitch** The Lexus detachable towing hitch is designed to integrate with the IS so that pulling and braking stress forces during towing distribute evenly to limit the risk of damage to the car. It has a 1500 kg capacity for petrol cars, 750 kg for hybrids (excluding IS 300h SE grade), and the hook can be removed when not in use. The system's wiring kit incorporates indicator failure detection and a buffer amplifier to shield the car's electrical system against faults.

**2 / Socket adaptators** Lexus socket adapters enable you to safely and securely connect your car's towing hitch wiring harness to that of a trailer or bicycle holder even if the plugs don't match. Available in three versions: 7 pin (car) to 13 pin (trailer), 13 pin (car) to 7 pin (trailer), and 13 pin (car) to 12N-12S double socket (trailer).

**3 / Roof bicycle holder** For use with the Lexus roof rack, the lockable lightweight design has special grips to secure both the bicycle wheels and frame. Conveniently, the frame grip can be adjusted at roof height.

**4 / Rear bicycle holder** A lightweight high strength steel design for carrying one or two bicycles. It attaches to a Lexus towing hitch and features security locking. The integral lights/licence plate holder is available with either a 7 pin or 13 pin socket.



**1 / Roof rack** The lockable lightweight aluminium Lexus roof rack is easy to install and remove. Its design is aerodynamically shaped to reduce wind noise while providing a strong base for the wide range of optional Lexus carrying attachments.

**2 / Luxury ski and snowboard holder** Carries six pairs of skis or four snowboards. The holder is lockable and has a push release for opening with gloved hands. It features a soft rubber inner lining to firmly grip skis or snowboards without damaging them and will slide to either side of the car for easier loading and unloading.

**3 / 4 / Thule Motion 800 ski box** A high capacity yet streamlined design. It can be opened from both sides for easy loading and unloading and, for added security, the central locking key cannot be removed until all locking points are closed. Internal volume: 460 litres.

Holds: 7 pairs of skis / 5 snowboards. Available in gloss black or gloss silver.

**5 / Thule Pacific 700 ski box** Aerodynamically shaped with a stylish 'aeroskin' textured lid. The box opens from both sides to simplify loading and unloading and has a central locking system with a key that cannot be removed until all the locking points are closed. Internal volume: 420 litres.

Holds: 6 pairs of skis / 4 snowboards. Finished in silver grey.

**6 / Thule Pacific 200 luggage box** Purposely designed to provide extra luggage capacity. The box is streamlined for reduced air resistance, wind noise and vibration. For convenience, the box can be opened from both sides to simplify loading and unloading. It features enhanced security multi-point central locking. Internal volume: 410 litres. In silver grey with an 'aeroskin' textured lid.





**SE:**  
 Fabric / TAHARA Trim **1** / Black  
 Inlay **A** / Black

**LUXURY:**  
 Fabric / TAHARA Trim **1** / Black **2** / Light Grey  
 Leather **3** / Black **5** / Ivory **6** / Grey  
 Inlay **A** / Black

**F SPORT:**  
 Fabric / TAHARA Trim **1** / Black  
 Leather **3** / Black **4** / Dark Rose  
 Inlay **B** / Aluminium look

**PREMIER:**  
 Leather **3** / Black **5** / Ivory **6** / Grey  
 Inlay **C** / Grey Gloss Wood Trim

## INTERIOR COLOURS



ARCTIC PEARL (077)\*



F SPORT WHITE (083)\*\*



VELVET BLACK (212)\*\*\*



CELESTIAL BLACK (217)



MERCURY GREY (1H9)



MESA RED (3R1)



SATIN SILVER (1J4)



SONIC TITANIUM (1J7)



ULTRA BLUE (8U1)\*\*



ATLANTIC BLUE (8V3)\*

# EXTERIOR COLOURS

\* Not available on F.SPORT.  
\*\* Exclusive to F.SPORT.  
\*\*\* Solid colour.

Please note: due to printing variances, actual paintwork colours may vary slightly from those illustrated.



# DISCOVER THE NEW IS

Please note while every effort is made to reproduce accurate information, we reserve the right to change specifications, equipment and availability without prior notice. The brochure cannot be regarded as infallible (cars shown are left-hand drive and may not be exact to UK specification) and, as such, does not constitute an offer for sale of the particular car shown.

*The mpg figures quoted are sourced from official EU-regulated test results. These are provided for comparability purposes and may not reflect your actual driving experience. For more information on fuel consumption, please visit [www.lexus.co.uk/fueleconomy](http://www.lexus.co.uk/fueleconomy)*

GBNGL-613IS-VB  
June 2013

Taking care of the environment is a priority for Lexus. We strive to minimise the environmental impact of our vehicles throughout their life cycle - from design, production, distribution, sales and service to end-of-life.

For further information, to find out more about owning a Lexus or to simply locate your local Lexus Centre, please visit our website, [www.lexus.co.uk](http://www.lexus.co.uk), or call 0845 278 8888.

For more information on the new IS, visit:  
[www.lexus.co.uk/IS](http://www.lexus.co.uk/IS)