

LEXUS LC




 LEXUS

SOME DREAMS ARE MERE FANTASY.
PUSHING THE BOUNDARIES OF BRAVE DESIGN
AND IMAGINATIVE TECHNOLOGY, WE HAVE
CRAFTED A CAR THAT DELIVERS SEDUCTIVE STYLING
AND EXHILARATING PERFORMANCE, MARKING
A NEW ERA FOR GRAND TOURER DRIVING.



DREAM
BECOMES REALITY



**TWO ROUTES TO
EXHILARATION:** THE LC 500
WITH ITS SUPREME 5.0-LITRE V8
AND 10-SPEED TRANSMISSION
ACHIEVING A SHARP REFINED
DRIVE, OR THE LC 500h V6 WITH
ITS REVOLUTIONARY NEW
MULTI STAGE HYBRID SYSTEM
THAT UNITES INTENSE,
RESPONSIVE PERFORMANCE
WITH ASTONISHING EFFICIENCY.

THE ROAD AWAITS



PURSUIT OF A SHARPER, MORE REFINED DRIVING EXPERIENCE WAS AT THE HEART OF OUR MISSION WHEN CREATING THE LC. EACH PRESS OF THE THROTTLE, EVERY TURN OF THE WHEEL HAS PERFECT BALANCE, CONTROL AND RESPONSIVENESS, MATCHED WITH UNQUESTIONABLE COMFORT AND LUXURY.

DIRECT
CONNECTION

BENEATH



TAKUMI PRECISION AND
CRAFTSMANSHIP IN ALL THAT YOU SEE.
AND IN ALL YOU CANNOT.

THE SKIN



THE MID-FRONT ENGINE POSITION HELPS
GIVE THE LC 500h A LOW CENTRE OF GRAVITY
AND PERFECT VEHICLE BALANCE

REVOLUTIONARY NEW
MULTI-STAGE HYBRID SYSTEM

COMPACT, LIGHTWEIGHT
LITHIUM-ION BATTERY

EXHAUST TUNING ADDS TO
THRILLING ENGINE NOTE


POWERFUL AND EFFICIENT
3.5-LITRE V6 HYBRID ENGINE

UNPRECEDENTED UNITY OF DESIGN AND
ENGINEERING MEANS THAT EVERY INCH OF THE
LC HAS BEEN HONED TO DELIVER WIND-CHEATING
AERODYNAMICS AND REASSURING STABILITY.
ADVANCED MATERIALS, PRECISE SUSPENSION
GEOMETRY AND A NEW PLATFORM SECURE BOTH
STRENGTH AND ATHLETIC HANDLING.

ILLUSTRATION SHOWN IS LC 500h



1



2



3



4

- 1 Precision crafted steering wheel for perfect grip and feedback
- 2 Beautifully draped Alcantara adds tactile luxury to the door panels
- 3 Controls and instruments positioned for ergonomic excellence
- 4 Innovation in seat design provides exceptional comfort and support

SEMI-ANILINE LEATHER AVAILABLE AS STANDARD

ALCANTARA AVAILABLE WITH SPORT PACK AND SPORT + PACK



1



2



3



4

- 1 Magnesium paddle shifts profiled for precise use
- 2 Upholstery hand-stitched by Lexus Takumi craftsmen
- 3 Instrumentation technology inspired by Lexus' LFA supercar
- 4 Cockpit design enhances driver focus and rewards



A JOURNEY OF THE SENSES

EVERYTHING YOU SEE,
EVERYTHING YOU FEEL, EVEN THE
STIRRING SOUND OF THE ENGINE
HAS BEEN PRECISION DESIGNED
AND ENGINEERED BY HIGHLY
SKILLED LEXUS CRAFTSMEN,
WORLD-RENOWNED FOR THEIR
FINE ATTENTION TO DETAIL.



TECHNICAL DATA

DIMENSIONS	LC 500h	LC 500
Length	4,760 mm	4,760 mm
Width	1,920 mm	1,920 mm
Height	1,345 mm	1,345 mm
Wheelbase	2,870 mm	2,870 mm
Front/Rear overhang	Fr: 920 mm, Rr: 970mm	Fr: 920 mm, Rr: 970mm

WHEELS, TYRES AND SUSPENSION

Wheel & Tyre size (standard)	20" (cast) Fr: 245/45 RF20, Rr: 275/40 RF20	20" (cast) Fr: 245/45 RF20, Rr: 275/40 RF20
Wheel & Tyre size (Sport & Sport + packs)	21" (forged) Fr: 245/40 RF21, Rr: 275/35 RF21	21" (forged) Fr: 245/40 RF21, Rr: 275/35 RF21
Suspension	Multilink Suspension system	Multilink Suspension system

POWERTRAIN

Engine type	3.5L V6 Petrol Hybrid	5.0L V8 Petrol
Layout	Front Engine/Rear Wheel Drive	Front Engine/Rear Wheel Drive
Transmission	10-speed Multi-Stage	10-speed Automatic
Engine capacity (cc)	3,456	4,969
Valve mechanism	24-Valve DOHC VVT-i	32-valve DOHC, with Dual VVT-i
Bore (mm)	94	94
Stroke (mm)	83	89.5
Maximum Power BHP (PS)	354 (359) @ 6,600 rpm	471 (477) @ 7,100 rpm
Maximum Torque NM	348 Nm @ 4,900 rpm	540 Nm @ 4,800 rpm

BATTERY

Battery Maximum output (kW)	44.6	-
Battery type	Lithium-ion	-
Battery voltage (V)	310	-

PERFORMANCE

Top speed (MPH)	155	168
Target 0-62 MPH	Sub 5 seconds	Sub 5 seconds

Tentative specifications until full homologation data is available.

FEATURES

LC STANDARD FEATURES

EXTERIOR

- 20" wheels
- Run flat tyres: 245 front / 275 rear
- Privacy glass
- 3 Bi-LED headlights with Auto High Beam system (AHB)

INTERIOR

- Semi-Aniline Leather upholstery
- 10-way electrically adjustable front seats (including headrest)
- Heated & ventilated front seats
- Memory function for the driver
- Aluminium pedals & scuff plates
- Glass roof with sun shade

CONVENIENCE

- Smart entry
- Auto wipers
- 2-zone A/C with Nanoe technology
- Parking sensors (front & rear)
- Reversing camera

PERFORMANCE

- Drive mode select: Eco, Normal, Sport S, Sport S+
- Adaptive Variable Suspension (AVS)
- Vehicle Dynamics Integration Management (VDIM)

SAFETY

- Lexus Safety System + (LSS+) consisting of:
 - Adaptive Cruise Control with Pre-Crash Safety
 - Traffic Sign Recognition
 - Lane Keep Assist
 - Sway Warning System
 - Auto High Beam
- Blind Spot Monitor (BSM) with Rear Cross Traffic Alert (RCTA)

MULTIMEDIA

- 12 Speaker audio system with DVD, DAB, two USB ports & Bluetooth
- Lexus Premium Navigation with 10.25" Screen & remote touchpad

OPTIONS

SPORT PACK

- Standard features plus:
 - 21" forged wheels
 - Alcantara/Leather front sport seats
 - 8-way electrically adjustable front seats (manual headrest)
 - Carbon roof (replaces glass roof)

SPORT + PACK


- Sport Pack, plus:
 - Limited Slip Differential
 - Retractable rear spoiler
 - 4-wheel steering
 - Variable Gear Ratio Steering (VGRS)
 - Carbon fibre scuff plates
 - Alcantara roof headlining, sun visors & pillars

MARK LEVINSON, 13 SPEAKER SOUND SYSTEM

COLOUR HEAD UP DISPLAY (HUD)



EXTERIOR COLOURS



INTERIOR COLOURS





LEXUS.CO.UK/LC

While every effort is made to reproduce accurate information, we reserve the right to change specifications, equipment and availability without prior notice. The figures and measurements quoted are following Lexus internal tests; fully homologated figures will be available prior to the production and supply of the vehicle. This brochure cannot be regarded as infallible; some of the vehicles shown may not be to exact UK specification or may illustrate equipment that is only available on selected grades, and as such does not constitute an offer for sale of any particular vehicle or specification. Vehicle body colours may differ slightly from the printed images in this brochure.

For the latest specification and availability, we ask that you contact your local Lexus Centre. You can locate your local Lexus Centre by visiting www.lexus.co.uk or calling 0845 278 8888 (Calls cost 2p per minute plus your phone company's access charge).

Lexus is a division of Toyota (GB) PLC registered in England and Wales with company number 0916634 with its registered office at Great Burgh, Burgh Heath, Epsom, Surrey, KT18 5UX.



GBNGL-LC116-PB
November 2016