

LC 500 | LC 500h





01. BRAVE DESIGN

The LC revolutionised the way Lexus developed cars. Find out more about its brave design.

Pages 04-07



02. EXHILARATING PERFORMANCE

The LC's aerodynamics were perfected in the world's most advanced wind tunnel.

Pages 08-11



03. TAKUMI CRAFTSMANSHIP

Learn about the level of Takumi Craftsmanship that goes into each Lexus LC.

Pages 12-15



04. IMAGINATIVE TECHNOLOGY

Step into the future with a dashboard inspired by the Lexus LFA supercar

Pages 16-19



05. MODELS

Available as the V8-powered LC 500 or as a Multi Stage Hybrid LC 500h. Discover your perfect LC model.

Pages 20-23



06. GRADE LINE-UP

Once you have decided your powertrain, it's time to choose which grade of LC best suits you.

Pages 24-25



07. NEW LC CONVERTIBLE

Introduce yourself to strikingly designed, first-ever LC 500 Convertible.

Pages 26-27



08. FEATURES, TECHNOLOGY & ACCESSORIES

Learn more about LC technologies like Lexus Safety System + and Lexus Premium Navigation.

Page 28-37



09. COLOURS AND INTERIOR TRIMS

Select your favourite exterior colour and specify a Takumi-crafted interior that will make you feel at home every time you drive your LC.

Pages 38-43



10. EQUIPMENT AND TECHNICAL DATA

The LC comes with a wide range of equipment as standard. Learn more about the extras you can add.

Pages 44-47



11. ADDITIONAL BENEFITS

Owning a Lexus comes with many benefits, including Lexus Roadside Assistance and our Hybrid Health Check.

Pages 48-49



12. THE LEXUS EXPERIENCE

Learn how we aim to treat every customer as if they were a guest in our home.

Pages 50-51

"Welcome to the amazing LC luxury coupé. A milestone car for Lexus, it features some of the most advanced automotive technologies ever created, including Lexus Multi Stage Hybrid and Lexus Safety System +. However, it's not so much the world firsts that thrill me, but watching people fall in love with the LC the first time they drive it."

LC CHIEF ENGINEER
KOJI SATO

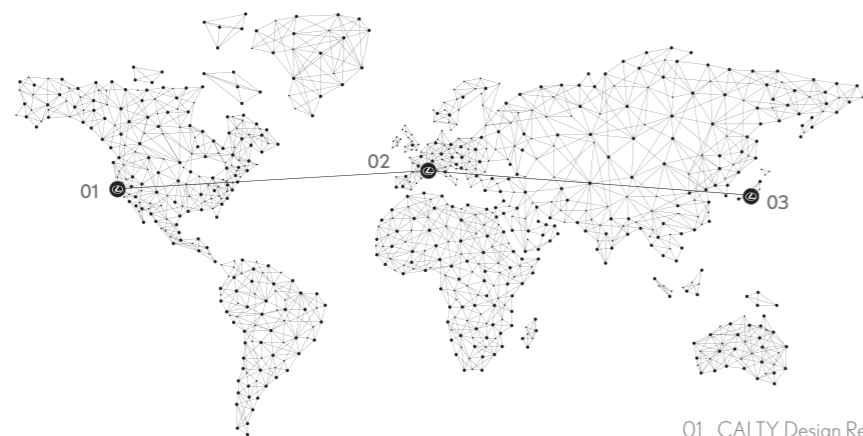
 [View Offers](#)

 [Build Your LC](#)

 [Find a Centre](#)

 [Book a Test Drive](#)





- 01 CALTY Design Research, Newport Beach, California
- 02 ED2 Design Centre, Côte d'Azur, France
- 03 Lexus Design Centre, Aichi Prefecture, Japan

THE CHALLENGE: FROM AWARD-WINNING CONCEPT TO THE NEXT GREAT LEXUS

When the stunning LF-LC concept car made its debut at the 2012 Detroit Motor Show it caused quite a stir: car enthusiasts loved it, motoring journalists cheered and the distinguished jurors of the EyesOn Design Awards gave it the prize for best concept car at the show.

For Lexus, the LF-LC concept stood for something very special. It exemplified everything we dreamed a future Lexus should be: beautiful and brave, with a breathtaking shape that promises driving excitement and amazing experiences.

But the truth is the LF-LC was never intended to be a production car. It was a gorgeous piece of 'California Dreaming' inspired by West Coast road culture as envisioned by our Caltly Design Centre in Newport Beach. But a practical road-going proposition? Not really.

So put yourselves in the shoes of Chief Engineer Koji Sato when he was informed by top management that they were determined not to disappoint the LF-LC fans. Lexus would turn this visionary concept into a production car that people who love beautiful objects can actually own and enjoy. Sato-san's reaction? First joy, then awe, as the magnitude of his task sank in.

It's a widely known fact that most concept cars would be impossible to drive, and prohibitively expensive to build. They lack everyday features like

airbags and all the safety equipment you need to put a car on the road.

No wonder that when concepts are turned into production cars they tend to lose their original excitement. Sharp lines become blunted and dynamic curves gradually put on weight. But Sato-san and his team were adamant this would not happen. They would stay true to the dream.

"Building the LC was one of the greatest challenges since Lexus created the original LS."

LC CHIEF ENGINEER
KOJI SATO

So, in Spring 2012 the LF-LC was handed over to the Lexus Design Centre near Nagoya in Japan. The brief: make it real. From the very start, Chief Engineer Sato-san understood that he could only succeed if the design and engineering teams worked together more closely and creatively than ever before.

Lexus was able to draw on the wide skills and experience of its workforce and make use of its world-class design and engineering facilities in order to achieve its vision for the LC. In all, more than 4,000 people were involved in the project and it is thanks to their shared belief and commitment that the LC successfully evolved from a dream concept into a road-going reality.

Clear ground rules were quickly agreed. The LC production car would have everything that made the LF-LC concept so instantly desirable: the long low bonnet, the swooping coupé roofline, the aggressive stance, the bold rear, the same exquisite artistry of sculpted lines and precise detailing. Everything, up to and including taillights that are inspired by the afterburners of jet fighters. Naturally, along with all of this, it had to be exhilarating to drive and luxuriously comfortable.

Through a process of constant refinement, the team removed every obstacle to success. For example, to create the low bonnet, our suspension engineers had to rework the components over and over again.

"I was thrilled how we were able to achieve the small overhangs by designing one of the world's most compact headlight units."

LC CHIEF DESIGNER
TADAO MORI

Today, everyone at Lexus is extremely proud of the result and some think the LC design even surpasses the LF-LC concept in some respects. So it was hardly surprising that, when the LC appeared at Detroit Motor Show five years after the LF-LC had received such acclaim, it won yet another design award - this time for best production car design. Lexus has made a dream come true. And now you can share it.



04

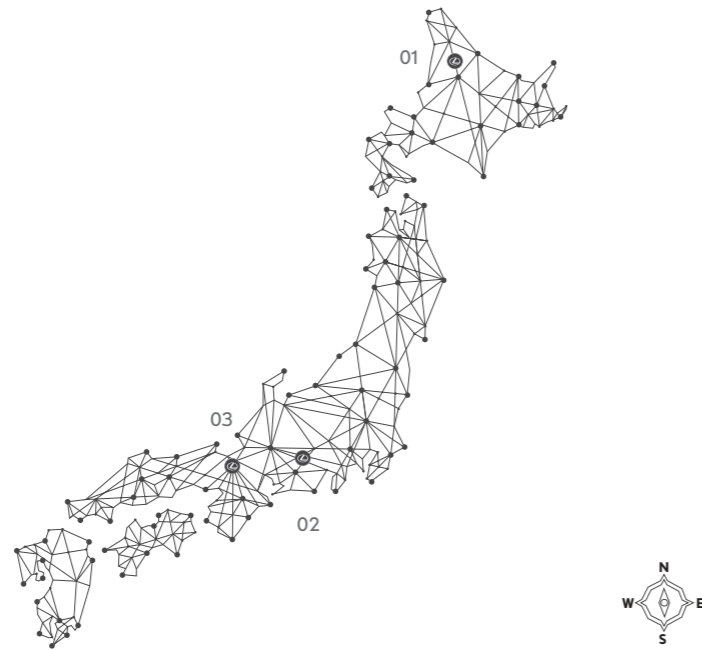
- 04 Taillights inspired by the afterburners on jet aircraft
- 05 Sleek bonnet with bold Lexus signature grille, LED lights
- 06 Seductive coupé profile, large 21" forged alloy wheels



05



06



- 01 Shibetsu Proving Ground
 02 Higashi-Fuji research campus near Mount Fuji
 03 Lexus Motomachi Plant near Nagoya

THE TEST: SEARCHING FOR 'FEEL' AT THE SHIBETSU PROVING GROUND

The town of Shibetsu is still in darkness. Apart from the low murmurs of conversation from a small group of engineers huddled together in technical discussion, silence hangs in the air like a weight.

It is 6am on a biting cold Friday morning and we are at the Shibetsu Proving Ground, a coveted secret in global automotive engineering. Here, set among 2,000 acres of dense forest on the northernmost island in Japan, the Lexus LC luxury coupé is about to undergo final testing.

The door of a container office opens and a man in racing gear steps out. 'Master Driver' Yoshiaki Ito will be testing the LC today. He speaks to Chief Engineer Koji Sato before pulling on his helmet and getting into the car, its athletic silhouette all lean, poised power.

This journey started five years ago, when Lexus made the bold decision to turn the celebrated LF-LC concept car into road-going reality. As many

as 4,000 designers, engineers and technicians, including Lexus' 'Takumi' craftspeople, have since worked on the camouflaged pre-production model that Yoshiaki is now preparing to test.

An exhilarating roar from the hand-built V8 causes the Lexus engineers to glance and grin in anticipation. Oblivious to the cold and blustery conditions, they are fully in the moment.

The luxury coupé accelerates out of sight. Heads return to their data screens while Sato San begins talking to his driver. Their conversation is surprisingly non-technical. The LC is generating terabytes of data, but both driver and Sato-san seem slightly distanced from the analytics. They are talking on a more emotive level: "Tell me how the steering wheel feels".

It feels good. The product of months of fastidious sculpting and re-shaping, the LC's steering wheel not only looks beautiful, it also features a bespoke

elliptical cross-section that fits optimally in the hands when cornering. It is just one detail; skill and craftsmanship have been lavished on every square millimetre of this car.

The tension from this morning is evaporating. The LC blasts past towards the 2.5 mile high-speed straight - a stretch long enough for a jet airliner to land. Yoshiaki is delighting in the car's pinpoint precision, born of its exceptional stiffness - the highest of any Lexus model - and savours the lightning-fast gear shifts and 'blipping' of the 10-speed Direct Shift transmission.

It is now midday and the sun is gently warming the track. The test has been "near perfection" according to the 'Master Driver'. Koji Sato notes a few final adjustments as the LC returns to the garage. The track falls silent.





01



02



03

- 01 A retractable rear spoiler improves downforce and stability at high speeds (Sport+ Pack)
- 02 21" forged alloy wheels with aluminium monoblock brake calipers
- 03 Chrome-tipped exhausts create an amazing sound
- 04 Steering wheel sculpted by our Takumi Master Driver
- 05 Lexus Dynamic Handling is fitted for exhilarating performance



04



05

LC 500

HAND-BUILT V8

The LC 500's 5.0-litre V8 petrol engine - tested to the limit at the Nürburgring 24-hour Race - is matched to a close-ratio Direct Shift 10-speed transmission, the first fitted to a luxury car.

V8 SOUND

Inspired by that of the LFA supercar, the LC 500 V8 engine's air intake is fitted with an acoustic chamber and exhaust valve. This allows the amazing sound to be heard inside and outside the cabin.

HIGHLY RIGID BODY

For the best handling characteristics, non-deforming body parts are made of high strength steel, while weight-saving aluminium is used extensively. Doorframes and roof are of strong yet lightweight carbon-fibre reinforced plastic.

MULTI-LINK SUSPENSION DESIGN

Engineered from scratch, the LC's suspension provides excellent vehicle response and a super-sharp handling feel - simultaneously delivering ride comfort and stability to give the driver peace of mind at all times.

LEXUS DYNAMIC HANDLING

This advanced Lexus technology offers a higher level of handling in all driving scenarios through the intelligent co-ordination of Variable Gear Ratio Steering (VGRS)*, Dynamic Rear Steering (DRS)* and Electric Power Steering.

* Available with selected grades and packs

LC 500h

WORLD'S FIRST MULTI STAGE HYBRID

A mechanical shift device on the LC 500h's 3.5-litre Multi Stage Hybrid System gives incredible torque, power and direct acceleration, combined with all the smoothness and efficiency of a Lexus hybrid.

'M' MODE HYBRID ACCELERATION

Thanks to the Multi Stage Hybrid System's breakthrough engineering, you can select 'M' mode to hold gears manually, using paddle shifts mounted behind the steering wheel.

THE FACTORY: AT WORK WITH THE LEXUS 'TAKUMI'

01



Welcome to the Lexus Motomachi factory, two hours from Tokyo on the Shinkansen bullet train, in the Aichi prefecture of Japan. But this is not just any car plant. This is where Lexus handcrafted the LFA - one of the most heralded supercars ever built - and the facility that manufactures the new LC luxury coupé.

The factory begins the day with silence and absence of workers around the plant. This is due to the team members - the revered Takumi craftspeople - doing their morning warm-up exercises ahead of their shift. Soon there will indeed be the sound of production, but noise levels will remain low - here, concentration is prized above all.

Anyone that enters must wear pocket-less overalls (no pockets, no dust) and pass through a double airlock into the closely-guarded production area. Astonishing pristine white walls and brilliantly polished floors, more like a contemporary art gallery than a place where cars are built.

Inside, the 'Takumi' go about their work. This production area is home to some of the world's most advanced machine tools and robots, nonetheless it is the super-sensitive fingertips of the elite human workers that have the final say. Their forensic touch is legendary; capable of detecting the slightest misalignment or false note.

The LC benefits directly from the carbon-fibre technology developed for the LFA programme, with ultra-strong yet lightweight doorframes and a woven carbon-fibre roof, with the Sport and Sport+ Pack, that allows a lower centre of gravity for improved cornering.



02

01. The LC line at our Motomachi plant near Nagoya

02. Every LC is test driven by the plant's own Lexus 'Master Driver'



Kensho Shigeishi, who is a Takumi craftsman, explains that in order to become one, more than 25 years' experience is required. "We are proud to carry on the tradition of the Japanese artisan. Every car that passes through our hands must be perfect. There are no compromises, ever."

If anyone leaves the production floor, the overalls must be vacuumed to avoid any possibility of contaminating the environment. The LC painting process involves five layers being applied by robot while the Takumi finish the difficult-to-reach areas by hand.

As the LC moves down the production line, it is fitted with the exquisite leather gearshift and beautifully draped Alcantara® door lining. The impression of an art gallery is reinforced: this is art, or perhaps performance art. The tinted windows are fitted, followed by the jewel-like LED lights and finally the intricate drivetrain.

After assembly, each finished LC goes into a huge, glass-walled inspection tunnel for its precise final check. Here, under intense LED lighting, all surfaces and panels are examined - the fabled Takumi fingertips at work again - and all systems tested. The tiniest abnormality in sound or vibration in the soundproof tunnel is picked up by microphone or highly trained ears.

The cars are transferred to a rolling road for brake-testing, then on to the plant's 'typhoon' chamber where high-pressure water jets are applied to ensure absolute impermeability, making the car completely waterproof. Finally, each LC is track-tested by the plant's 'Master Driver', who also tested each LFA supercar produced in Motomachi.

The track test has a range of data-driven performance indicators but it has a more ethereal aspect as well: it's about how the LC feels. The cars that get the thumbs-up are packaged for shipment and delivered to their eager new owners around the world; theirs to finally experience amazing.



- 01 Beautifully crafted Alcantara® door linings
- 02 Hand-stitched leather sports seats
- 03 Carbon-fibre scuff plates and door frames (Sport+ Pack)

03

View Offers



Build Your LC



Find a Centre



Book a Test Drive





WE TESTED FIFTY DIFFERENT SEAT DESIGNS TO FIND THE PERFECT COMBINATION OF SUPPORT AND COMFORT

Your first drive in the new LC - a moment we have spent years preparing for at Lexus. After flicking open the streamlined door handle that is even embossed with the Lexus badge, you'll slide easily into the sculpted driver's seat. Created with an amazing passion for detail, it embraces you comfortingly, offering the perfect combination of support around fast corners and long-distance luxury. In fact, so determined was Chief Engineer Sato to reset benchmarks for grand touring refinement that he personally supervised the testing of 50 different seat prototypes over a two-year period.

"For the LC, we've created a more intimate environment, with nearly all surfaces wrapped in hand-stitched leather or sumptuous Alcantara®," said LC Chief Designer Tadao Mori.

After a few minutes behind the LC's Takumi-crafted steering wheel, you'll sense the ergonomic intelligence of the cockpit layout. To instil confidence and invite spirited driving, all controls and interfaces are positioned exactly where you need them. Thanks to the low bonnet and instrument panel, you'll also enjoy a superb view of the road ahead.



CENTRAL INSTRUMENTS

The LC's instrumental display is an exciting development of the one used on the legendary Lexus LFA supercar. "Installing a digital tachometer makes perfect sense on a high-performance model like the LC," explains Naoki Kobayashi, deputy chief engineer at Lexus, "because the digital hand of the electronic meter can track and display the engine's capability to rev from idle to its 7,000 rpm red zone far more accurately than any analogue counterpart." Intriguingly, the 8" digital display is framed by a precision-machined ring, which slides aside to present information such as mileage or playlists.



01




02



03

01 Lexus Premium Navigation
02 Remote Touch Pad
03 Head-Up Display (optional)



In a building the size of a football stadium, at our Higashi-Fuji research campus near Mount Fuji, Lexus has built the world's most advanced driving simulator. With its space capsule looks, the white dome at the middle of the huge facility forms the heart of the Lexus Driving Simulator. Lined with LED screens creating urban, country or motorway driving situations for the full-sized LC being tested, this is where our engineers and technicians developed the coupé's breakthrough driver support system: Lexus Safety System +.

LEXUS SAFETY SYSTEM +*

Benefitting from our lead in accident prevention research, all LC models are fitted with Lexus Safety System + as standard. This includes a Pre-Collision System with pedestrian detection; Lane Keep Assist with Sway Warning function to help you stay on course; Automatic High Beam for enhanced vision at night; and Dynamic Radar Cruise Control, which regulates your speed to that of the vehicle in front.

PRE-COLLISION SYSTEM (PCS)

Millimetre-wave radar and an on-board computer calculate collision risk ahead. If the risk is high, the driver is alerted by audible and visual warnings and brake pressure is increased. When a collision is deemed unavoidable, the brakes will be applied automatically as necessary and the front seatbelts tightened.



PEDESTRIAN DETECTION

As part of the PCS, if an object (such as a pedestrian) is detected in front of the LC, automatic braking will activate when the car is travelling between about 8 and 50 mph to help avoid a collision.

LANE KEEP ASSIST (LKA)

LKA uses a camera in the front windscreen to monitor your position in lane. If you start drifting out of lane, LKA will activate a warning buzzer and give brief corrective steering input.



DYNAMIC RADAR CRUISE CONTROL

For a more relaxing drive, Dynamic Radar Cruise Control (DRCC) maintains a set distance between the new LC and the vehicle ahead, even if that vehicle varies its speed.

ROAD SIGN ASSIST (RSA)

RSA system on the new LC recognises traffic signs using the windscreen-mounted camera, and provides information to the driver in the multi-information display. RSA can detect signs that are compliant with the Vienna Convention (including electro-luminescent and flashing signs).

AUTOMATIC HIGH BEAM (AHB)

At night, AHB uses the same camera as LKA to detect oncoming vehicles and automatically dip the high beam headlights. This reduces the chance of accidentally dazzling other drivers and lets you concentrate on the road ahead.



* Under no circumstances should Lexus Safety System + be used to replace your driving skills at the wheel. Please read the instructions very carefully before operating the system and remember the driver is always responsible for safety. Details of specification and equipment are subject to change to suit local conditions and requirements. Please enquire at your local Lexus Authorised Retailer.

View Offers



Build Your LC



Find a Centre



Book a Test Drive



THE LC 500

The LC 500 is powered by a high-revving, naturally aspirated 5.0-litre petrol engine that delivers 464 DIN-hp to the rear wheels. Developed at motorsport events like the Nürburgring 24-hour Race and Pikes Peak Hill Climb, this hand-built engine is matched to the world's first 10-speed transmission in a passenger car to offer incredible acceleration and an amazing V8 sound.



Terrane Khaki
21" forged alloy wheels, hand-built V8 engine.

THE LC 500h

Powered by next-generation Lexus Multi Stage Hybrid, the LC 500h revolutionises the way hybrids perform. By adding a multi-stage shift device to its 3.5-litre V6 full hybrid powertrain, our engineers have created a breakthrough car that offers incredible linear acceleration, flexible power and addictive 10-speed shifts using 'M' mode - yet with all the smoothness and efficiency of a Lexus hybrid.



F SPORT White,
21" forged alloy wheels, powered by Lexus Multi Stage Hybrid.



V8 ENGINE

Built to deliver rapid acceleration combined with the amazing responsiveness of a naturally aspirated engine, the LC 500's V8 delivers maximum torque of 530 Nm and reaches 60mph in 4.4 seconds. Engineered for durability yet with a lightweight construction, it has forged connecting rods and titanium valves to allow agility at high revs. For effect, the LC 500's air intake is fitted with an acoustic sound generator. This enhances the V8's natural sound signature and feeds it into the cabin, at a perfect level, for all on board to enjoy. Press the accelerator and the effect is further increased by external valves in the main exhaust silencer that open and close when you rev the engine.

10-SPEED TRANSMISSION

Another Lexus world first, the LC 500's 10-speed automatic transmission provides astonishingly quick gearshifts. For a crisp, smooth and rhythmic drive, this 10-speed transmission uses AI-SHIFT control that actually selects the optimum gear according to the driver's preferences and intentions, based not just on vehicle speed but also from past driving style.

You can also enjoy changing the gears yourself with the magnesium paddle shift mounted behind the steering wheel.



LEXUS MULTI STAGE HYBRID

The LC 500h features the world's first Multi Stage Hybrid System - which cleverly combines the power of a 3.5-litre V6 petrol engine and an advanced electric motor - with output amplified by a pioneering 10-speed multi stage transmission. This responds much more directly to driver input and achieves a higher level of dynamic performance while maintaining the smoothness and efficiency that are characteristics of Lexus hybrids.

LITHIUM-ION HYBRID BATTERY

The LC 500h is the first production Lexus to use a compact, lightweight, lithium-ion hybrid battery. Smaller than conventional nickel-metal hydride units, it fits neatly between the LC's rear seats and the luggage compartment. Although small, it has a higher power density, with its 84 cells producing over 310 volts. Using lithium-ion technology has also reduced the battery's weight, helping lower the LC 500h's overall mass while improving its dynamic handling and performance.

View Offers



Build Your LC



Find a Centre



Book a Test Drive



LC

As you would expect from Lexus, the LC has an amazing level of equipment.

Equipment Highlights:

- 20" Alloy Wheels with Run Flat Tyres
- Adaptive Variable Suspension (AVS)
- Lexus Safety System +
- 3-Eye Bi-LED Headlights with Automatic High Beam (AHB)
- Blind Spot Monitor and Rear Cross Traffic Alert
- 10.3" Lexus Premium Navigation with Apple CarPlay® and Android Auto®
- 12-Speaker Pioneer® Audio System
- Optitron Instrumentation
- Front and Rear Parking Sensors
- Electrically Adjustable and Heated Leather Steering Wheel
- Heated and Ventilated Front Seats
- Front Seats with Smooth Leather Upholstery
- 10-way Electrically Adjustable Front Seats with Driver Memory
- Glass Sunroof

OPTIONS

- 21" Forged Alloy Wheels
- Head-Up Display & Card Key
- 13-speaker Mark Levinson® Premium Surround Sound System
- Semi-Aniline Leather Upholstery



SPORT PACK

For a more performance-focused experience, choose the SPORT package.

Equipment Highlights (in addition to LC grade):

- 21" Forged Alloy Wheels
- Sport Front Seats with Alcantara® Leather Upholstery
- Carbon Fibre Roof
- 8-way Electrically Adjustable Front Seats
- Alcantara® Instrument Panel Finish

OPTIONS

- Head-Up Display & Card Key
- 13-speaker Mark Levinson® Premium Surround Sound System
- Manhattan Orange Interior Trim with Alcantara® Finish



SPORT+ PACK

Providing the ultimate in LC performance, the SPORT+ package has technologies like Lexus Dynamic Handling and a retractable rear spoiler.

Equipment Highlights (in addition to SPORT PACK grade):

- Carbon Fibre Scuff Plates with LEXUS Inscription
- Retractable Rear Spoiler
- Torsen® Limited Slip Differential
- Dynamic Handling with 4-wheel Active Steering
- Variable Gear Ratio Steering
- Alcantara® Finish: Front & Centre Pillars, Roof Headlining, Tonneau Cover and Sun Visors

OPTIONS

- Head-Up Display & Card Key
- 13-speaker Mark Levinson® Premium Surround Sound System





NEW LC CONVERTIBLE

From its sleek soft-top to its low, wide stance and refined character lines, the first-ever LC 500 Convertible is strikingly designed from the top down. With breath-taking style and unmatched refinement comes equally exhilarating performance powered by its V8 petrol engine.

With the exterior styling based on LC coupé, the convertible retains excellent aerodynamic performance and optimal weight distribution, incorporating functional beauty into the design.

The convertible aims to enhance your feeling of oneness with nature, inspiring all of your senses and inviting you to a special time and space. Crafted with accentuated LC feeling and enhanced focus on luxury, it represents the crystallisation of the Lexus Challenge.

The much anticipated convertible version of the Lexus LC 500 flagship coupé will be available to order from Summer 2020.



[View Offers](#)



[Build Your LC](#)



[Find a Centre](#)



[Book a Test Drive](#)





01

01. 20" CAST ALLOY WHEELS

Precision cast and machined, 5-quadruple-spoke noise-reducing wheels, with a dark grey metallic coating (LC).
 Front: 20" x 8.1/2 J, inset 25
 Rear: 20" x 9.1/2 J, inset 25

02. 21" FORGED ALLOY WHEELS

Forged 5-twin-spoke lightweight wheels (Sport Pack & Sport+ Pack).
 Front: 21" x 8.1/2 J, inset 25
 Rear: 21" x 9.1/2 J, inset 25

03. LED HEADLIGHTS

This ultra-compact LED triple-projector headlight unit was specially developed to allow an exceptionally short front overhang on the new LC, crucial for high-speed handling.

04. GLASS ROOF

Creating a feeling of airy freedom in the LC cabin, chrome-plated mouldings along the side of the glass roof amplify the elegant coupé profile, the rear edges echoing the lines of a traditional Japanese Samurai sword (LC).

05. CARBON-FIBRE ROOF

Lowering the LC's centre of gravity, this beautifully finished woven carbon-fibre roof is manufactured at our Motomachi factory using a new high-speed resin transfer moulding process (Sport Pack & Sport+ Pack).

06. LED HOLOGRAPHIC REAR LIGHTS

Inspired by the afterburners of jet fighter aircraft, eye-catching taillights with a sculpted metallic frame project an infinite Lexus 'L' motif. Closer inspection reveals the boot lock integrated seamlessly in the rear light moulding.



02



03



04



05



06



01



02



03



04

01. DRIVER-FOCUSED COCKPIT

To reduce eye movement and potential distraction, all-important instruments and displays are positioned close to your view of the road ahead. Controls you use frequently, like Drive Mode Select, are concentrated around the steering wheel.

02. CLIMATE CONCIERGE / NANOE® TECHNOLOGY

Breakthrough 'Climate Concierge' automatically adjusts cabin, seat and steering wheel temperatures. Additionally, pioneering nanoe® technology releases negatively charged particles into the cabin to purify the air and effectively deodorise seats. They also have a pleasant, moisturising effect on your skin and hair.

03. ALCANTARA® SPORTS SEATS

Sport and Sport + are fitted with figure-hugging sports seats featuring exclusive side bolsters that firmly hold you around fast corners. They are expertly upholstered by Takumi craftspeople in a combination of contrasting Alcantara® and genuine leather.

04. LEATHER SEATS

Beautifully stitched leather seats offer the best possible combination of support and comfort. LC Chief Engineer Sato himself was involved in developing this new design that went through a total of 50 test cycles.

05. MACHINED PEDALS

The accelerator, brake pedal and footrest have a machined aluminium finish and are precisely positioned for sporting performance.

06. ALCANTARA® DOOR PANELS

The draping effect of the Alcantara® door panels and the arrangement of the perforations in the leather seat upholstery are further hallmarks of the attention to detail invested in LC.

07. ANALOGUE CLOCK WITH 'L' MOTIF

Discover the discreet Lexus 'L' motif in the face of the analogue clock and the tactile raised surfaces of the air vent controls.



05



06



07

View Offers



Build Your LC



Find a Centre



Book a Test Drive





01



02

01. MULTI-INFORMATION DISPLAY

To keep you up to date with all key driving data – such as safety warnings and navigation guidance – a colour multi-information display is integrated within the central instruments.

02. EXTRA WIDE HEAD-UP DISPLAY*

Reducing the need to look away from the road ahead, selected driving data is projected in colour directly onto the windscreen via our latest Head-Up Display technology.

03. LEXUS PREMIUM NAVIGATION

Perfectly positioned for a relaxing drive, the extra large, high-definition 10.3" central display can be operated by voice command or the Touch Pad with Remote Touch Interface which is as easy to use as a smartphone or tablet. Its split-screen capability allows you to access information simultaneously such as Lexus Premium Navigation and climate data.



03

04. SMARTPHONE INTEGRATION

With Apple CarPlay® and Android Auto®, the LC allows you to easily display and access some of your smartphone's compatible apps. For more details on handset compatibility and features, please visit the official Apple CarPlay® or Android Auto® website.



04

05. 12-SPEAKER PIONEER® AUDIO

Producing incredibly pure sound, a 12-speaker Pioneer® audio system (with subwoofer) is fitted as standard to all grades. This features an AM/ FM RDS tuner, CD player and Bluetooth® connectivity.



05

06. 13-SPEAKER MARK LEVINSON®*

This world-class 13-speaker Mark Levinson® Premium Surround system with GreenEdge™ technology is specially tailored to the acoustic properties of the LC cabin. Delivering a digital home-theatre experience, fidelity is further enhanced by Clari-Fi™ that rebuilds sound lost in MP3 digital compression.



06

* Option on all grades.

07. DYNAMIC RADAR CRUISE CONTROL (DRCC)

For a more relaxing drive, DRCC maintains a set distance between the LC and the vehicle ahead, even if that vehicle varies its speed.



07

08. LANE KEEP ASSIST (LKA) AND AUTOMATIC HIGH BEAM (AHB)

LKA uses a camera in the front windscreen to monitor your position in lane. If you start drifting out of lane, LKA will activate a warning buzzer and give brief corrective steering input.

At night, AHB uses the same camera as LKA to detect oncoming vehicles and automatically dip the high beam headlights. This reduces the chance of accidentally dazzling other drivers and lets you concentrate on the road ahead.



08

09. BLIND SPOT MONITOR AND REAR CROSS TRAFFIC ALERT

Radar devices mounted in the rear bumper detect vehicles in adjacent lanes that are not visible in the door mirrors. If the driver is indicating to change lane and a vehicle enters the blind spot, a warning signal appears in the relevant door mirror(s).

The Rear Cross Traffic Alert function uses Blind Spot Monitor radar to detect vehicles approaching the area behind the vehicle in a car park. When necessary, it alerts you with a buzzer and a visual display in the door mirrors.



09

10. ROAD SIGN ASSIST (RSA)

RSA system recognises traffic signs using the windscreen-mounted camera, and provides information to the driver in the multi-information display. RSA can detect signs that are compliant with the Vienna Convention (including electroluminescent and flashing signs).

11. TYRE PRESSURE WARNING SYSTEM

Receiving data from a sensor installed in each tyre, the multi-information display tracks tyre pressure data and warns accordingly should pressure drop in one or more tyres.



10

11

12. PARKING ASSIST MONITOR

To make parking even easier, sensors in the rear bumper link with an in-car beeper to warn of obstacles in your way. The beeper can be turned off when not required. Engage reverse and the view behind the LC is relayed to the 10.3" display, complete with on-screen guides to assist parking.



12

View Offers



Build Your LC



Find a Centre



Book a Test Drive



LEXUS SAFETY SYSTEM +



01. LEXUS SAFETY SYSTEM +

Breakthrough Lexus Safety System + is standard on the new LC and includes a Pre-Collision System with pedestrian detection; Lane Keep Assist to help you stay on course; Automatic High Beam for enhanced vision at night; and Dynamic Radar Cruise Control, which regulates your speed to that of the vehicle in front.



02. PRE-COLLISION SYSTEM (PCS)

Millimetre-wave radar and an on-board computer calculate collision risk ahead. If the risk is high, PCS alerts the driver and brake pressure is increased. When a collision is deemed unavoidable, the brakes will be applied automatically as necessary and the front seatbelts tightened. Furthermore, if an object (such as a pedestrian) is detected in front, automatic braking will activate at speeds between about 8 and 50 mph to help avoid a collision.



03. POP UP BONNET

Activated by sensors mounted in the front bumper, should you collide with a pedestrian, the Pop Up bonnet slightly raises the level of the bonnet to give more space between it and the hard components of the engine underneath. This reduces the risk of injuries to the pedestrian.



04. 8 AIRBAGS

The driver and front passenger are protected by 2-stage head airbags, as well as knee and side airbags. Curtain shield airbags run the full length of both cabin sides. All seatbelts are also specified with pre-tensioners.

05. DRIVE MODE SELECT

Located beside the steering wheel, so you can concentrate on the road ahead, Drive Mode Select lets you shift between ECO / COMFORT, NORMAL / CUSTOM and SPORT S / SPORT S+ modes.



06. 10-SPEED PADDLE SHIFTS, MANUAL 'M' MODE

For more fun on the road and an incredibly direct, dynamic response, 'M' mode has been adopted for both the LC 500 and LC 500h (the first time on a Lexus hybrid) to allow the driver to select freely and hold any gear using the magnesium paddle shifters.

07. LEXUS DYNAMIC HANDLING, FOUR-WHEEL ACTIVE STEERING

Available with the Sport+ Pack, for a more enjoyable drive, Lexus Dynamic Handling constantly computes and adjusts the optimum steering angles for all four wheels.



08. ADAPTIVE VARIABLE SUSPENSION

For an even sharper and more refined drive, in response to your driving style and road conditions, Adaptive Variable Suspension controls the damping force of all four shock absorbers - managing an incredible 650 different suspension settings.



09. HIGH BODY RIGIDITY

To create a strong body frame, non-deforming LC parts are made of ultra-high-tensile-strength steel, while lightweight aluminium is used for door, boot and ultra-high-tensile bonnet panels. Additionally, strong yet lightweight Carbon-Fibre Reinforced Plastic is used for components like the roof and doorframes.



View Offers

Build Your LC

Find a Centre

Book a Test Drive



View Offers



Build Your LC



Find a Centre



Book a Test Drive



ACCESSORIES

01. RUBBER FLOORMATS

Keep the interior of your cabin floor space looking clean constantly, whether it be a rainy day or after a walk along the beach.

02. BOOT LINER

This boot liner is uniquely designed to fit the boot space of your LC, helping to keep your boot clean and tidy.

03. FRONT AND REAR DASH CAM

Full HD 1080p front and rear dash cams to record the road in front and behind of you, giving you a peace of mind when you drive

04. TRACKER

The Lexus-approved TRACKER product is the only stolen vehicle recovery product operated by all police forces in the UK, to help you recover your vehicle to the greatest possibility should it be stolen in any unforeseen circumstances.



01



02



03

TrackerTM

04

DEVELOPING A NEW LEXUS PAINT COLOUR TAKES A SMALL ARMY OF EXPERTS



Lexus designers never use off-the-shelf colours, preferring instead to develop their own from scratch, a process that can take up to two years. Often these new colours are introduced when cars like the LC are launched. The LC paint palette totals 11 colours: it includes Naples Yellow, a new colour designed for the LC, as well as metallic finishes like Sonic Silver and Sonic Titanium.

Developed especially for the new LC, Naples Yellow is an emotional colour that evokes agile driving performance. Multiple yellow coats are applied to create a highly chromogenic colour. By layering the two different coats of a high-saturation yellow base and a strongly brilliant mica base, a colour with high saturation and strong brilliance unlike anything seen before at Lexus has been achieved.

There are no shortcuts to creating a new Lexus colour: a designer's decision comes only after going through hundreds of samples. "When developing a new colour I see so many shades of paint that I sometimes can't see straight at the end of the day," says Megumi Suzuki, one of our most experienced colour designers. To do her job, it takes a grasp of chromogenics and a keen eye.


"Every time I meet someone or walk into a shop or go to someone's house, I check out colours and materials," she says. "There are a lot of people like me in our division."

Even after a colour has been decided upon, there's plenty to do. At various stages during development, Suzuki had to enlist a small army of experts: lab technicians who mix the paint, clay sculptors, engineers and the assembly-line paint shop crew who would give each LC a flawless, uniform coat. Every few weeks Kansai Paint (a Lexus paint supplier) produces a new batch, and Lexus designers give the samples a thorough look-over, bending the test panels to mimic the contours of a car. All are scrutinised indoors and outdoors, under floodlights, in sunlight, shade and overcast conditions, and at different times of the day and months of the year.

Selecting the final colour is not easy. A colour that is dazzling on a summer morning can appear sickly in the shade or under showroom lamps. Designers also have to contend with the vagaries of their own preferences. "The odd thing about colour is that your perception of it can change depending on the season, how you feel that day and the trends you're seeing," says Suzuki.


SOLID COLOURS

VELVET BLACK | 212




METALLIC COLOURS

F SPORT WHITE | 083




CADOXTON SLATE | 1G0



GRAPHITE BLACK | 223



TERRANE KHAKI | 6X4



DEEP BLUE | 8X5



SPECIAL METALLIC COLOURS

SONIC SILVER | 1J2



SONIC TITANIUM | 1J7



SONIC RED | 3T5



NAPLES YELLOW | 5C1



BLAZING CARNELIAN | 4Y1



Please note: due to printing variances, actual paintwork colours may vary slightly from those illustrated.

View Offers



Build Your LC



Find a Centre



Book a Test Drive



Ochre semi-aniline leather interior

COLOURS | INTERIOR

SMOOTH LEATHER¹



Black

Ochre

SEMI-ANILINE LEATHER²



Black

Flare Red

Ochre

ALCANTARA® / LEATHER³



Black

Flare Red

Ochre

Manhattan Orange*

At Lexus, we believe in doing things the hard way. Because, when you're striving for excellence, the hard way is the only way. Take, for instance, the methodology used in selecting our highest-grade leathers. Our goal is to find those hides that have tactile softness and lasting strength. These are not characteristics that sit together easily, but it is the only combination we will accept for Lexus interiors. And so, before any leather is chosen, samples are tested to destruction. This involves many rigorous durability tests that include blowtorching, freezing, puncturing, abrasion and exposure to extreme humidity.

Simply because the interior of a vehicle can be a harsh environment in terms of the knocks, spills and mishaps it will receive over time. And so the leather we choose must be as durable and forgiving as it can be. Applying such torturous treatment at the earliest stage goes a long way to ensuring that the leather will perform impeccably, while keeping its soft feel and flawless looks, for years to come.

¹ Smooth leather upholstery is standard on LC grade.

² Semi-Aniline leather upholstery is optional on the LC grade.

³ Alcantara® / Leather upholstery is standard on Sport Pack and Sport+ Pack grades.

*Manhattan Orange trim is only available on Sport Pack grade. It also includes Alcantara® finish on roof headlining, sun visors, front and centre pillars, package tray trims and tonneau cover.



01



02



03



04

- 01 Black Alcantara® Leather
- 02 Flare Red Alcantara® Leather
- 03 Ochre Alcantara® Leather
- 04 Manhattan Orange Alcantara® Leather

*Manhattan Orange interior trim is only available on Sport Pack which comes with Sports seats as standard. This image displays Manhattan Orange on LC grade seats. Please use this image as a colour reference only.



05



06



07

- 05 Black Smooth or Semi-Aniline Leather
- 06 Flare Red Semi-Aniline Leather
- 07 Ochre Smooth or Semi-Aniline Leather

View Offers



Build Your LC



Find a Centre



Book a Test Drive



| EXTERIOR | LC | SPORT PACK | SPORT+ PACK |
|--|----|------------|-------------|
| Glass roof | ■ | - | - |
| Carbon fibre roof | - | ■ | ■ |
| 3-Eye bi-LED headlights | ■ | ■ | ■ |
| Auto-levelling headlights | ■ | ■ | ■ |
| Headlight cleaners | ■ | ■ | ■ |
| Daytime running lights, LED | ■ | ■ | ■ |
| Rear combination lights, LED | ■ | ■ | ■ |
| Rear fog lights | ■ | ■ | ■ |
| Door mirrors, electrically adjustable with memory, reverse tilt, auto-folding, auto-dimming and heated | ■ | ■ | ■ |
| Rain-sensing windscreen wipers | ■ | ■ | ■ |
| Ultra violet (UV) and heat-insulating tinted glass | ■ | ■ | ■ |
| Privacy glass | ■ | ■ | ■ |
| Illuminated entry system | ■ | ■ | ■ |
| Retractable rear spoiler | - | - | ■ |
| WHEELS | | | |
| 20" alloy wheels, machined finish, 245/45 (front) and 275/40 (rear) | ■ | - | - |
| 21" forged alloy wheels, two-tone finish, 245/40 (front) and 275/35 (rear) | ○ | ■ | ■ |
| Run flat tyres | ■ | ■ | ■ |
| SEATS | | | |
| Alcantara® instrument panel finish | - | ■ | ■ |
| Front seats, Sports design | - | ■ | ■ |
| Rear seats, fixed | ■ | ■ | ■ |
| Smooth leather upholstery ¹ | ■ | - | - |
| Semi-Aniline leather upholstery ¹ | ○ | - | - |
| Alcantara® upholstery | - | ■ | ■ |
| Front seats, 2-way power lumbar support | ■ | ■ | ■ |
| Front seats, 8-way electrically adjustable with memory function for driver | - | ■ | ■ |
| Front seats, 10-way electrically adjustable with memory function for driver | ■ | - | - |
| Heated and ventilated front seats | ■ | ■ | ■ |
| INTERIOR COMFORT & CONVENIENCE | | | |
| Steering column, electrically multi-adjustable | ■ | ■ | ■ |
| 3-spoke, dimpled leather-trimmed heated steering wheel with magnesium paddle shift controls | ■ | ■ | ■ |
| Smart keyless entry system | ■ | ■ | ■ |
| Electrically operated windows, front only | ■ | ■ | ■ |
| Boot lid, electric release | ■ | ■ | ■ |
| Instrument panel and door trim illumination, LED | ■ | ■ | ■ |
| Glove box illumination, LED | ■ | ■ | ■ |
| Luggage room light, LED | ■ | ■ | ■ |
| Rear-view mirror, auto-dimming | ■ | ■ | ■ |
| Electronic climate control, 2-zone, with nanoe® technology | ■ | ■ | ■ |
| Easy entry and exit facility | ■ | ■ | ■ |
| Alcantara® finish on front and centre pillars, sun visors, tonneau cover and roof lining ² | - | ○ | ■ |
| Aluminium scuff plates with LEXUS inscription | ■ | ■ | - |
| Carbon-fibre scuff plates with LEXUS inscription | - | - | ■ |

■ Available as standard.
○ Available as an option.
- Not available

¹ Please note: Smooth leather or Semi-Aniline leather upholstery applies to the front seats only; the rear seat upholstery is Tahara man-made leather.

² Alcantara® finish on front and centre pillars, sun visors, tonneau cover and roof lining is available on Sport Pack grade only when Manhattan Orange trim is selected.

| AUDIO, COMMUNICATION & INFORMATION | LC | SPORT PACK | SPORT+ PACK |
|---|----|------------|-------------|
| Apple CarPlay® and Android Auto® | ■ | ■ | ■ |
| 10.3" multimedia display with Lexus Premium Navigation | ■ | ■ | ■ |
| 12V socket | ■ | ■ | ■ |
| Steering wheel-mounted controls - audio / display / phone / voice / DRCC / LKA | ■ | ■ | ■ |
| Optitron instrumentation | ■ | ■ | ■ |
| Analogue clock with L motif | ■ | ■ | ■ |
| 8" multi-information display | ■ | ■ | ■ |
| Head-Up Display (HUD) | ○ | ○ | ○ |
| 12-speaker Pioneer® audio system | ■ | ■ | ■ |
| 13-speaker Mark Levinson® Premium Surround Sound system | ○ | ○ | ○ |
| Antenna, incorporated within rear screen | ■ | ■ | ■ |
| DAB radio | ■ | ■ | ■ |
| 2 USB ports and AUX socket | ■ | ■ | ■ |
| Bluetooth® mobile phone and audio connectivity | ■ | ■ | ■ |
| ACTIVE SAFETY & DRIVING DYNAMICS | | | |
| Dynamic Radar Cruise Control (DRCC) | ■ | ■ | ■ |
| Hill-start Assist Control (HAC) | ■ | ■ | ■ |
| Automatic High Beam (AHB) | ■ | ■ | ■ |
| Parking assist sensors, front and rear | ■ | ■ | ■ |
| Reversing camera with on-screen guides | ■ | ■ | ■ |
| Lane Keep Assist (LKA) | ■ | ■ | ■ |
| Blind Spot Monitor (BSM) with Rear Cross Traffic Alert (RCTA) | ■ | ■ | ■ |
| Road Sign Assist (RSA) | ■ | ■ | ■ |
| Drive Mode Select (ECO/COMFORT - NORMAL/CUSTOM - SPORT S/SPORT S+) | ■ | ■ | ■ |
| EV (Electric Vehicle) mode (LC 500h) | ■ | ■ | ■ |
| Electronic Power Steering (EPS) | ■ | ■ | ■ |
| Variable Gear Ratio Steering (VGRS) | - | - | ■ |
| Dynamic Rear Steering (DRS) | - | - | ■ |
| Four-wheel active steering (Lexus Dynamic Handling system) | - | - | ■ |
| Torsen® Limited Slip Differential (LSD) | - | - | ■ |
| Adaptive Variable Suspension (AVS) | ■ | ■ | ■ |
| Electronically Controlled Braking (ECB) | ■ | ■ | ■ |
| Vehicle Dynamics Integrated Management (VDIM) | ■ | ■ | ■ |
| Pre-Collision System (PCS) | ■ | ■ | ■ |
| Anti-lock Braking System (ABS) | ■ | ■ | ■ |
| Electronic parking brake | ■ | ■ | ■ |
| PASSIVE SAFETY | | | |
| Pop-up Bonnet | ■ | ■ | ■ |
| ISOFIX attachment, rear seats | ■ | ■ | ■ |
| Airbags, driver and front passenger; head, side and knee/full-length curtain shield | ■ | ■ | ■ |
| Airbag cut-off switch, front passenger | ■ | ■ | ■ |
| Audible and visual front seatbelts reminder | ■ | ■ | ■ |
| Tyre Pressure Warning System (TPWS) | ■ | ■ | ■ |
| SECURITY | | | |
| Anti-theft system - alarm/intrusion sensor/tilt sensor/siren/glass breakage sensor/engine immobiliser | ■ | ■ | ■ |
| Two motion door lock: Double lock | ■ | ■ | ■ |
| Auto door locking | ■ | ■ | ■ |
| Window etching | ■ | ■ | ■ |
| Locking wheel nuts (Thatcham approved) | ■ | ■ | ■ |


■ Available as standard.
○ Available as an option.
- Not available

TECHNICAL DATA

| ENGINE | LC 500 | LC 500h |
|---|---------------------------------|----------------------------------|
| Capacity (cm ³) | 4969 | 3456 |
| Cylinders/Valves | V8/32 | V6/24 |
| Maximum power (DIN hp @ rpm) | 464 @ 7100 | 299 @ 6600 |
| Maximum power (kW @ rpm) | 341 @ 7100 | 220 @ 6600 |
| Maximum torque (Nm @ rpm) | 530 @ 4800 | 350 @ 5100 |
| ELECTRIC MOTOR | | |
| Type | - | AC synchronous, permanent magnet |
| Maximum power (DIN hp) | - | 179 |
| Maximum power (kW) | - | 132 |
| Maximum torque (Nm) | - | 300 |
| TRANSMISSION | | |
| Type | 10-speed Direct Shift Automatic | Multi Stage Hybrid |
| Drive | Rear-Wheel Drive | Rear-Wheel Drive |
| TOTAL POWERTRAIN OUTPUT | | |
| Total power (DIN hp) | 464 | 359 |
| Total power (kW) | 341 | 264 |
| PERFORMANCE | | |
| Maximum speed mph (km/h) | 168 (270) | 155 (250) |
| Acceleration 0-62 mph | 4.7 | 5.0 |
| FUEL CONSUMPTION[†] | | |
| Combined mpg (l/100km) | 24.3 (11.6) - 24.3 (11.6) | 34.8 (8.1) - 34.8 (8.1) |
| CO₂ EMISSIONS[†] | | |
| Combined (g/km) | 262 - 262 | 184 - 184 |
| WEIGHT (kg) | | |
| Kerb (min. - max.) | 1930 - 1965 | 1980 - 2015 |
| CAPACITIES (l) | | |
| Fuel tank | 82 | 82 |
| Luggage compartment | 197 | 172 |
| Towing capacity with brakes (kg) | Towing is prohibited | Towing is prohibited |
| Towing capacity without brakes (kg) | Towing is prohibited | Towing is prohibited |

[†]Figures are provided for comparability purposes; only compare fuel consumption and CO₂ figures with other cars tested to the same technical procedures. These figures may not reflect real life driving results. All vehicles are certified according to the World Harmonised Light Vehicle Test Procedure (WLTP). CO₂ figures (and hence car tax and recommended 'on the road' prices) may differ from information printed before 1 April 2020, due to a change in the official method of calculation. This date may change, please visit www.vehicle-certification-agency.gov.uk/fcb/wltp.asp for the latest information. For details of your preferred model and grade derivative, please contact your local Lexus Centre. Choice of options and accessories fitted (pre-registration) may affect the official CO₂ figures, car tax and 'on the road' price.

TECHNICAL DATA



[†]Figure quoted is for the LC grade specified with glass roof. For the LC Sport and Sport + grades with carbon roof, the figure is 933.

Please note: the dimensions illustrated above are measured in millimetres.



ADDITIONAL BENEFITS

3 YEARS' FREE LEXUS ROADSIDE ASSISTANCE

Whatever the situation, when you're driving your Lexus, we're just one call away with expert support at the roadside 24 hours a day, every day of the year.

Free for three years from initial purchase of a new vehicle, 24 hours a day, 365 days a year assistance anywhere in the UK.

Home Start

- One in four breakdowns happen at the home address. Home Start allows you to enjoy all the benefits of Lexus Roadside Assistance from your home address.

Personal assistance

- Lexus Roadside Assistance is designed to look after you - not just your vehicle. So even if you are a passenger in someone else's car you can still receive Lexus Roadside Assistance.

Replacement vehicle

- A replacement vehicle will be provided free of charge (excluding petrol and other consumables) for up to three days, provided we have taken your vehicle to a Lexus Centre for repairs following a breakdown.

Hotel accommodation

- If a replacement vehicle is unavailable, we will arrange a hotel for you and your family for up to £150 per person to a maximum of £500, for one night.

Onward travel

- If a replacement vehicle is unavailable and you would like to make your own travel arrangements following a breakdown, we will reimburse the cost of this up to £150 per person, to a maximum of £500.

European travel

- If you travel across Europe your Roadside Assistance will travel with you, whether you are driving your Lexus or another car.

Medical assistance

- If the driver of the car is certified ill, we will take you and your passengers to any single destination in the UK.

Lost or broken keys

- If you lose or break your keys, Lexus Roadside Assistance will arrange for recovery of your vehicle to a local Lexus Centre. You will be responsible, however, for the cost of replacement keys.

LEXUS RELAX UP TO 10 YEARS /100,000 MILE LEXUS WARRANTY

Every new Lexus, is eligible to be covered by up to 10 years' manufacturer warranty through Lexus Relax. This is provided through an initial 3 years manufacturer warranty that can be extended with regular servicing at a Lexus Centre. A 12 months' warranty is included with every Lexus Service, up to 100,000 miles or 10 years, whichever comes first, giving you a chance to relax in the knowledge that you and your vehicle are in safe hands. [Terms and conditions apply.](#) For full details, please ask your official Lexus Centre, visit lexus.co.uk/lexus-relax/terms or search Lexus Relax.

15 YEAR HYBRID BATTERY COVER

In addition to the manufacturer warranty, your Lexus Hybrid battery can benefit from up to 15 years of warranty in total. With every service at a Lexus Centre, the warranty is extended for a further 12 months, up to the 15th year of registration.





Throughout your vehicle's life, we'll endeavour to ensure an amazing ownership experience, offering unequalled service and seamless maintenance work, all orchestrated to provide complete satisfaction and total peace of mind. When you visit our showrooms, we strive to anticipate your every need and make available the finest facilities for you to enjoy in a warm and relaxed atmosphere. In the modern Lexus lounge, you can catch up on news, browse the Internet, or enjoy refreshments. While you relax, Lexus technicians will work with precision and efficiency to get you back on the road with minimum interruption to your day.



WE AIM TO TREAT EVERY CUSTOMER AS IF THEY WERE A GUEST IN OUR OWN HOME

Ever since we launched the first Lexus, we have always strived to go 'the extra mile' for our customers. As evidenced by countless awards over the last 25 years, we aim to treat every customer as if they were a guest in our own home. But which other factors contribute to our peerless level of customer service? The answer lies in our Japanese heritage and one word: 'Omotenashi'.

Omotenashi translates from the Japanese as 'hospitality and polite service'. However, Omotenashi is much more than excellence of

service; it is an ancient Japanese concept that describes one's ability to anticipate the needs of another, even before they arise.

Omotenashi is a way of life and thinking for every single Lexus employee. Importantly, it also influences how we design and engineer cars. This is Omotenashi in physical form. For example, the door handle automatically extends as you move your hand towards it to open the car.

lexus.co.uk/LC
GBNGL-LC720-VB
June 2021

Lexus created vehicles born from imaginative design, pioneering technology and craftsmanship. Only behind the wheel of one of our models can you truly experience amazing. Simply consult your local Lexus Centre to arrange a test drive at your convenience. To find out more about Lexus vehicles or to locate your local Lexus Centre, please visit our website www.lexus.co.uk or call 0845 278 8888 (calls cost 2p per minute plus your phone company's access charge.)

Accuracy and specification

All information contained in this brochure was correct at the time of going to print. Please note that while every effort is made to reproduce accurate information, we reserve the right to change specification, equipment and availability without prior notice. Images shown in this brochure may not be of UK models (for example, they may show left-hand drive vehicles) and may illustrate equipment that is only available on selected grades. Therefore, this brochure cannot be regarded as infallible and, as such, does not constitute an offer for sale of any particular vehicle shown.

Fuel consumption and emissions data

†Figures are provided for comparability purposes; only compare fuel consumption and CO₂ figures with other cars tested to the same technical procedures. These figures may not reflect real life driving results. Fuel consumption and CO₂ produced varies significantly depending on a number of factors, including the accessories fitted (post-registration), driving style, conditions, speed and vehicle load.

All models and grades are certified according to the World Harmonised Light Vehicle Test Procedure (WLTP). All mpg and CO₂ figures quoted are full WLTP figures.

The official CO₂ figures for vehicles have changed, due to a change in the official method of calculation. CO₂ figures are used in the calculation of Vehicle Excise Duty (car tax) for new cars during their first year of registration. As a result, all CO₂ figures, car tax and 'on the road' prices for new vehicles, which were provided or displayed prior to 1 April 2020, may now have changed for vehicles which were not registered before that date. These dates may change, please visit www.vehicle-certification-agency.gov.uk/tcb/wltp.asp for the latest information.

Choice of options and accessories fitted (pre-registration) may affect the official CO₂ figures, car tax and 'on the road' price.

For details of your preferred model and grade derivative, please contact your local Lexus Centre.

Safe driving

Lexus is committed to promoting safe and responsible driving at all times. None of the images contained in this brochure should be taken to promote any unsafe driving practice. All sound, entertainment and navigation accessories that may be included in our vehicles should always be used alongside legal and attentive driving. Additionally, any driver assistance and other safety features included in our vehicles are not designed to substitute safe and careful driving.

End-of-life vehicles

Taking care of the environment is a priority for Lexus. We strive to minimise the environmental impact of our vehicles throughout their life cycle - from design, production, distribution, sales and service to end-of-life. For more detailed information on environmental performance, please visit www.lexus.co.uk/environment

About Lexus

Lexus is a division of Toyota (GB) PLC registered in England & Wales with company number 0916634 with its registered office at Great Burgh, Burgh Heath, Epsom, Surrey KT18 5UX. Toyota (GB) PLC is an appointed representative of Toyota Insurance Management Limited and Toyota Financial Services (UK) PLC, both of which are authorised and regulated by the Financial Conduct Authority.

Printed Brochures

Lexus brochures are produced by printers that hold the environmental accreditation 'ISO 14001', and use paper that is FSC (Forest Stewardship Council) certified, which is sourced from sustainably managed forests. The inks used are vegetable oil based and the coatings are aqueous based. Once you have finished with this brochure, please pass it onto someone else to enjoy. If disposing of this brochure, please place it in a recycling bin.

