

LS

 LEXUS
EXPERIENCE AMAZING

SELF-CHARGING HYBRID





View Offers



Build Your LS



Find a Centre



Book a Test Drive



"Welcome to the LS, flagship of the Lexus brand. Rather than being bound by the conventions that had defined luxury cars in the past, we aimed to create a car with an innovative and intensely emotional appeal. Its arrival is sure to set a new standard for premium cars in the future."

LS CHIEF ENGINEER
TOSHIO ASAHI



01. BRAVE DESIGN

What's the story behind the pioneering design of Lexus LS?

Pages 04-07



02. IMAGINATIVE TECHNOLOGY

When technology anticipates your needs before you do - welcome to the concept of Omotenashi.

Pages 08-13



03. TAKUMI CRAFTSMANSHIP

Mix origami with a car design and prepare to see simplicity and sophistication in perfect form.

Pages 14-17



04. EXHILARATING PERFORMANCE

For the ultimate luxury driving experience, LS combines art and science.


Pages 18-19



05. SELF-CHARGING HYBRID

Discover the benefits of combining a multi-stage shift device to a 3.5-litre V6 self-charging hybrid powertrain.


Page 20-23



06. GRADE LINE-UP

Which LS will best suit your needs and lifestyle?

Pages 24-27



07. FEATURES & ACCESSORIES

Discover the remarkable level of standard and optional features, along with a range of accessories.

Pages 28-37



08. F SPORT

For an even more dynamic experience, discover the F SPORT.

Pages 38-39



09. COLOURS AND INTERIOR TRIMS

Select your favourite exterior and interior colour that will welcome you on every journey.

Pages 40-47



10. EQUIPMENT AND TECHNICAL DATA

LS comes with a wide range of equipment as standard. Learn about the extras you can add.

Pages 48-53



11. ADDITIONAL BENEFITS

Owning a Lexus comes with many benefits, including Lexus Roadside Assistance and our Hybrid Health Check.

Pages 54-55



12. THE LEXUS EXPERIENCE

Learn how we aim to treat every customer as if they were a guest in our home.

Pages 56-57

Click right for more



View Offers



Build Your LS



Find a Centre



Book a Test Drive





THE PIONEERING SPIRIT: TIME FOR REVOLUTION

When he was asked to lead the design of a flagship for Lexus, Chief Designer Koichi Suga might have felt the weight of history on his shoulders. After all, it is no small challenge to conceive an LS. This would be the fifth in a line of prestigious cars that began in 1989 with the revolutionary LS 400 saloon – the car that announced the arrival of Lexus as a new force in luxury cars.

But his thoughts were more on the future than the past. “We didn’t want to create a vehicle that was bound by the tired conventions that had defined luxury cars until now. Our vision was a car with a fresh, emotional appeal that would go far beyond what the world expects and set new standards for luxury cars in the future, just as the first LS did all those years ago.”

As he mulled over the scale of his task, Koichi Suga could take solace in the following: on his side he had plenty of time and massive design resources. Planning for this flagship car began five years ahead of the launch. “Design took up a much larger portion of the development schedule than usual,” he explains. “We ended up with seven mock-ups in three-and-a-half years – it was unbelievable considering what a typical vehicle development process looked like.”

From the very beginning, the chief designer had a clear image in his mind: the LS would have a sleek, stylish silhouette with a sweeping coupé-like roofline; it would be “irresistibly sexy and sporty”, with a wide, road-hugging stance. At the same time, it would have immense presence, as befits

a flagship vehicle. And, while rejecting the 3-box construction of the stereotypical luxury saloon, there could be no compromise in terms of interior comfort and space.

At first he found it hard to realise these ideas on paper. “When I drew lines on large sheets, my hand tended to follow well-worn grooves, which lulled me towards fairly predictable designs. So I went out on a limb and tried a different tactic. I began to sketch on smaller slips of paper, purposely constraining my movements so that the lines would not flow automatically. After nearly a hundred tries, I picked out about twenty of the best ones and started making tiny clay models no bigger than the palm of my hand.”



It was a breakthrough. The designs had an unmistakable air of adventure and excitement.

But the work was only just beginning. In these days of virtual reality, it might strike some as strange or even quaint that Lexus still uses traditional clay modellers. But at this level, a car is nothing if not art. Our ‘Takumi’ masters, who carved the car over and over again, played a vital role in refining its lines. It’s in part thanks to them that when you look at the LS you are first struck by the bold simplicity of its overall form, and then your eye is held by the intriguing sensual beauty of the sculpting.

Of course, we also used computers. Take the exquisitely detailed ‘Lexus signature grille’, for example. The design is so elaborate that it took three-and-a-half months for our design team to calculate all the elements using an advanced computer system. The more elaborate and sporty grille on the F SPORT took even longer.

Gruelling work. But when we set out to create a flagship car that symbolises a brand and sweeps people up in a wave of emotion, we knew that we would have to push ourselves far beyond normal limits and reclaim our pioneering spirit.





LS Takumi grade
Sonic Platinum paint

INSPIRED BY OMOTENASHI: THE ULTIMATE LUXURY CAR EXPERIENCE

'Omotenashi' is a time-honoured Japanese concept that's all about anticipating the needs of people, even before they arise. It raises hospitality to an art form, as in the famous tea ceremony, where every guest is treated with warmth, understanding and respect. In the LS, the principles of 'Omotenashi' have inspired us to create the ultimate luxury car experience.

Even before you get behind the wheel, the LS is preparing its welcome. As you approach, the door handles light up to greet you and the ground beneath the doors is illuminated to help you avoid stepping into puddles. To make it easy for you to enter, the car gently raises itself three centimetres on its air suspension,* the height of the driver's seat is automatically lowered and the bolsters on the seat cushions glide aside, returning into position once you

are seated to keep you snugly in place. And to help you fasten the seatbelt, the buckle automatically lifts up to meet your fingertips.

Now you become aware of the beautiful cabin around you, elegantly illuminated at night, with everything you require for your comfort and convenience thoughtfully placed exactly where you need it - down to the smallest details. When reversing - and there are no rear passengers - the rear seats automatically recline to give you a better view. And if you do have rear passengers, every courtesy is extended to them. For example, if they wish to watch the entertainment system* the car gently adjusts the position of their seat to give them the most relaxing position, while tilting the monitor for the best viewing angle.

*Available on selected grades

View Offers



Build Your LS



Find a Centre



Book a Test Drive



View Offers



Build Your LS



Find a Centre



Book a Test Drive



01

REAR-SEAT LUXURY

Travelling in one of the power seats* in the rear of the LS, you will enjoy supreme comfort. If you want to stretch out, just choose the 'Relax' position: the rear relaxation seat automatically extends to support your legs, while the seat reclines to 48° - an angle selected after extensive testing, both static and dynamic, with people of a variety of builds and body types.

REAR MASSAGE SEAT*

Both rear seats in the LS are available with a highly sophisticated massage function to reduce fatigue and enhance relaxation. To develop the system we worked closely with an expert in the Japanese technique of shiatsu massage, who advised us on the precise amount of pressure to be applied, its duration, rhythm and flow. The results are deeply satisfying, and very different to anything you may have experienced before.


*Available on selected grades

FIRST CLASS LEGROOM

Positioned behind the front passenger seat you will enjoy one metre of legroom (1022mm to be precise).

LEXUS CLIMATE CONCIERGE*

The Lexus climate concierge individually orchestrates the ideal climate for each person in the car. For example, the system detects the body surface temperature of each occupant as they enter the car, and then sets about achieving comfortable conditions as quickly as possible. If the sun is shining into the car from the driver's side on a hot day, the system will control airflow and temperature to keep the driver cool, while avoiding excessive cooling of the passenger's side.



02



03

REAR-SEAT ENTERTAINMENT*

The power rear seat of the LS provides a superb environment in which to enjoy on-screen entertainment. The vivid 11.6" screen supports high definition output. It's located on the back of the front seat and its angle can be electrically adjusted at the push of a button. By selecting the 'Entertain' seat function, the power rear seat automatically adjusts its position and the screen tilts to give you the perfect viewing angle.

3D MARK LEVINSON®

Listening to music in the LS through the 3D Mark Levinson® QLI Reference Surround system is like actually being in a concert hall, with rich, dynamic 3D sound that is thrillingly precise and natural. It's made possible by groundbreaking QLI (Quantum Logic Immersion) technology that separates the audio source into individual streams - vocals, instruments and spatial sound information - similar to the original arrangement. These audio streams are then mixed to re-create a full, three-dimensional sonic environment. The new system was developed as the benchmark against which all others will be compared for the next ten years.



04

Features available on LS Takumi grade:

- 01 Rear relaxation seat
- 02 Controls for the wide range of rear-seat functions at your fingertips
- 03 Rear-seat entertainment
- 04 Rear multi-operation panel for control of rear-seat functions

A COCKPIT WHERE DRIVERS CAN CONCENTRATE ON DRIVING

At the wheel of the LS you will discover that a flagship luxury car can also be a driver's car. Slide into the driver's seat - it can be adjusted 28 different ways* so you can achieve the perfect driving and seating position. The latter is low and inviting, giving you an ideal view of the road ahead. Take in the sculpted cockpit in which all distractions have been minimised so you can concentrate on driving. As you drive off and feel the car's agile responses and instant feedback, you begin to appreciate what our designers and ergonomists have achieved: an environment in which all the functions of the car can be accessed and controlled without you needing to change position or line of sight. It's effortless and intuitive. All the switches related to vehicle operation have been grouped around the steering wheel so that they are all within easy reach. Information displays are clustered at the same height so your eyes can instantly find them. Meanwhile, the high-resolution Head-Up Display is safely bringing essential information to your attention. Shifting is sporty with paddle shift controls mounted on the steering column. The response is instant thanks to a 'shift-by-wire' design which makes a direct digital connection with the gearbox.



HEAD-UP DISPLAY (HUD)

Using technology first developed for jet fighter aircraft, the LS's high-resolution, colour Head-Up Display is positioned unobtrusively in your field of vision and projects key information onto the windscreen. The Head Up Display creates an image so crisp and sharp you'll have no problem viewing the data, even in the very brightest sunlight.



12.3" TOUCHSCREEN MULTIMEDIA DISPLAY

Every LS is equipped with Lexus Link Pro. Perfectly positioned for a relaxing drive, the LS's large 12.3" Touchscreen multimedia display can be operated by touch screen or catalogue language voice command. With Wireless Apple CarPlay and Wired Android Auto™ it is designed to mimic smartphone operation. Its split-screen capability allows you to simultaneously access information, such as Navigation and climate data or enjoy the peerless concert hall sound of the 23-speaker Mark Levinson® QLI Reference Surround system.



ANALOGUE CLOCK

The clock epitomises the spirit of the LS. Analogue, it is beautiful and delicate in design, executed with immense attention to detail and yet highly functional. To minimise the driver's eye movements, the clock is located on the driver's side of the display zone. The hands emit light for instant readability and when the user approaches the vehicle, the illumination of the clock automatically increases - another unobtrusive example of Japanese 'Omotenashi'.



Apple CarPlay is a trademark of Apple Inc.



THE CRAFT

I am getting an elevator masterclass in the ancient art of origami. This is what happens when you mention "paper planes" to a master origamist as you ascend the building.

"Robotics, satellite technology, medical devices, energy-saving architecture, even things like fashion and contemporary cuisine," Koichi Suga tells me. "These industries all design things using the same mathematical principles that we use to fold paper into complex shapes, so there are many parallels and overlaps."

"Of course, in Japan and lots of other places, origami is still a game for children to fold swans and cranes and things like that, but the industrial or technological applications are almost endless. From microscopic robots to huge solar panels in space, origami is literally all around us," he says. "Not forgetting cars," he adds with a smile.

Chief Designer Koichi Suga leads the team of specialists whose craft helped design the Lexus LS. Usually based in Kyoto, their skill and reputation are such that they were drafted specially onto the project to integrate the principles of origami into the artistic development of the car.

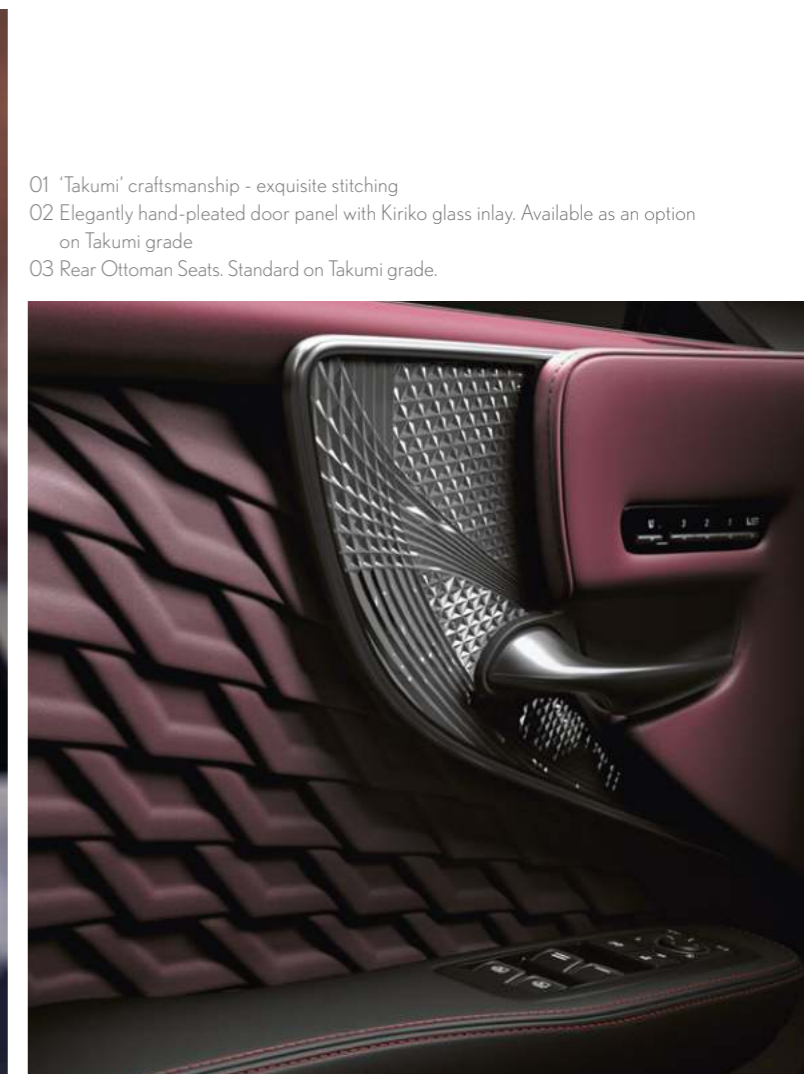
We are meeting at the headquarters of Lexus design, an imposing four-storey building in Aichi Prefecture, Japan, where prototypes including the LS are created. There is a quiet but unmistakable hum of satisfaction in the studio.

"It's been a very exciting project but challenging too," Koichi Suga tells me as we walk past intriguing looking mock-ups and pre-production models. "The aim was to incorporate the delicate, complex patterns of origami in the interior design and it took a lot of practice to make it perfect."

The artisans had to come up with actual paper mock-ups that could be crafted into the body of the car, notably the door trim and panels, and he estimates that they folded "hundreds, maybe a thousand" shapes until they had something the designers could work with.



01



02



03

We come to a halt at a door to an annex off the main studio. Koichi Suga is needed inside. I thank my host for his time and generosity, and we shake hands. As he opens the door, I catch a glimpse of a full-size, wooden mock-up with maybe half-a-dozen designers and artisans huddled around it, all intently focused on one small area.

"Time to go to work," grins the Chief Designer.

The result is a quite beautiful, three-dimensional combination of patterns and textures that literally bring the door trim to life. Like all origami-inspired art, the interior trim is at once simple and understated, yet highly sophisticated. (The Japanese have a word for this: 'Shibumi'.)

It's a mesmerising piece of work, from the elegantly hand-pleated panels that invoke the distinctive Lexus 'L' motif to the glorious, glittering piece of Kiriko cut glass that surrounds the door handle. Like origami, Kiriko glass is another of Japan's most famous artistic traditions and it is a fitting adornment to this piece of Japanese craftsmanship.

The glass seems to change appearance depending on the intensity and angle of the light. I have never seen anything so exquisite in any car, anywhere. Such delicacy befits the artistic world, but the automotive world? "It might look delicate or even fragile but it has been reinforced with the most advanced technology," says Koichi Suga.

The Kiriko glass - a re-imagining of the Lexus front grille - is a show-stopper of a detail that heightens the sense of luxury and refinement. Similarly striking is the gorgeous 'art wood' finish of the ornamentation panel, and the elegant magnesium fins of the dashboard, which were inspired by the strings of a Japanese harp. The overall impression is indeed that of high art.

- 01 'Takumi' craftsmanship - exquisite stitching
- 02 Elegantly hand-pleated door panel with Kiriko glass inlay. Available as an option on Takumi grade
- 03 Rear Ottoman Seats. Standard on Takumi grade.



LS Takumi grade
Sonic Platinum paint

MADE IN TAHARA

This is the Tahara automotive plant in Aichi, birthplace of the latest generation Lexus LS, as it was for the previous four generations. Our guide is Kenji Suzuki, a retired 'Takumi' craftsman, who worked on the very first LS back in 1989.

As we make our introductions, I am drawn to his hands. An artist's hands. Amidst all the cutting-edge technology we will witness here in one of Japan's most automated automotive plants, it's the human tools that stand out.

At 4 million square metres, Tahara is vast. Yet Suzuki welcomes us as he would into a craftsman's atelier. He wants to talk about his colleagues as much as the technology around them.

En route to the paint shop, we are met by a sea of steel rolls, all waiting in order to be cleaned twice before being stamped into those seductive panels that make up the LS. It's all under the watchful eye of the 'Takumi' on their constant search for complete perfection.

We enter the paint shop to see gleaming paintwork being painstakingly wet sanded by hand to create that perfect finish. Then the mood changes and RGB (red, green and blue) lighting takes over, ensuring a well blended and smooth paint finish. The end result is, well, perfection. A word we hear a lot.

The teams in assembly mirror the harmony here between man and machine. While high precision lasers ensure the tightest of tolerances, these are

craftsmen who can feel the difference between a 1mm and a 2mm gap. They know what that millimetre means in terms of dashboard vibrations. Meanwhile, their colleagues are lovingly fitting the carefully selected leather hide and herringbone wood-inlaid door panels that characterise the LS.

Suddenly, the background rhythm that has accompanied us on our tour is gone, and we find ourselves in complete silence. While the noise has stopped, the work has not. I look across at Suzuki and sense him switching his tactile faculties for his aural ones. We're in the quiet room, where the 'Takumi' meticulously inspect each LS for smooth running using their highly honed hearing and ultra-sensitive microphones.

It's the marriage of technology and craftsmanship that impresses most at Tahara, and our guide embodies it. I want to ask Suzuki how long he has been retired, for he doesn't speak like a retiree. He is embracing the LS with the same intensity he must have shown that first generation model nearly 30 years ago.



View Offers



Build Your LS



Find a Centre



Book a Test Drive



THE QUEST: THE GREATEST EVER COMBINATION OF AGILITY AND COMFORT



Toshio Asahi has the perfect job for a man who has always loved cars. He's Chief Engineer for the Lexus flagship, the LS. He describes himself as someone who never compromises, someone who keeps on pushing until he gets to the bottom of things. Those are useful personality traits to have if you're setting out to build a car with the greatest ever combination of agility and comfort.

Today it's generally acknowledged that the original Lexus LS 400 was smoother, quieter and better built than any car before it. Though it was revolutionary at the time, that combination of attributes is no longer enough, says Toshio Asahi: "The landscape for the luxury car has evolved over the years. It's not sufficient just to offer tranquil perfection - people also want excitement and emotion."

This is why the creation of the LS began with a new platform (it also underpins the breathtaking performance of the latest Lexus LC sports coupé). Its remarkable rigidity and low centre of gravity are ideal for a driver's car. Add to this a stunning powertrain with lightning-fast gear changes, and a state-of-the-art suspension controlled by the latest generation of Lexus Vehicle

Dynamics Integrated Management (VDIM) system, and you can see that the LS is well placed to please the most enthusiastic driver. And, as Toshio is quick to point out, the low driving position of the LS really adds to the thrill of the experience.

Paradoxically, what's good for driving pleasure can also be good for ride comfort. A chassis with

enhanced rigidity is more able to absorb road irregularities, and that means better cornering at speed and better ride quality.

Toshio Asahi believes that creating the ultimate luxury saloon driving experience is as much an art as a science. Achieving the perfect balance between athleticism and comfort is about the orchestration of a multitude

of different elements, and it comes down to human judgment in the end. Success requires exhaustive testing, many months of long days on the track and on the road, and repeated fine tuning.

THE LS

Powered by latest-generation Lexus Multi-Stage Hybrid, the LS revolutionises the way hybrids perform. By adding a multi-stage shift device to its 3.5-litre V6 full hybrid powertrain, our engineers have created a breakthrough car that offers incredible linear acceleration, flexible power and addictive 10-speed shifts using 'M' mode - yet with all the smoothness and efficiency of a Lexus hybrid. The LS is available with either Rear-Wheel Drive or All-Wheel Drive depending on the grade you select.



LEXUS MULTI-STAGE HYBRID

The LS features the world's first Multi-Stage Hybrid system - which seamlessly combines the power of a 3.5-litre V6 dual VVT-i petrol engine and an advanced electric motor - with output amplified by a pioneering four-stage shift device. This responds instantly to the accelerator pedal with dynamic performance, while maintaining the smoothness and efficiency that are characteristics of Lexus hybrids.

LITHIUM-ION HYBRID BATTERY

The LS uses a compact, lightweight lithium-ion hybrid battery. Smaller than conventional nickel-metal hydride units, it fits neatly between the LS's rear seats and the luggage compartment. Although small, it has a 'high-power' density, with its 84 cells producing 310.8 volts. Using lithium-ion technology has also reduced the battery's weight, helping to lower the LS's overall mass while improving its dynamic handling and performance.

View Offers



Build Your LS



Find a Centre



Book a Test Drive



EXPERIENCE LEXUS HYBRID DRIVE

Lexus Hybrid Drive intelligently combines the power of a petrol engine with the economy of a self-charging electric battery, seamlessly switching between the two as you drive. From start up to low acceleration and deceleration, the optimum choice is made for you.

Powerful acceleration and performance are blended with low fuel consumption and low emissions. The Lexus LS Hybrid will use electricity to power the car whenever possible and when in EV mode it emits zero emissions, thereby protecting air quality too.



START UP, DRIVING OFF

When starting off and at lower speed, the electric motor propels the LS with electric power being supplied from the hybrid battery. At this point the saloon is almost silent, uses no petrol and produces zero emissions.*

NORMAL DRIVING CONDITIONS

At higher speeds the petrol engine cuts in, almost silently, but still receives assistance from the electric motor when required. Through the near-perfect distribution of its dual-power sources, Lexus Hybrid Drive provides exceptional driving comfort - together with lower emissions and fuel consumption.

FULL-THROTTLE ACCELERATION

Accelerate powerfully and the 179 DIN hp electric motor instantaneously supplements the 3.5-litre petrol engine. This delivers a surge of torque to provide smooth, powerful linear acceleration precisely when you need it.

DECELERATION, STOPPING, REGENERATIVE BRAKING

When decelerating or coming to a halt, the petrol engine turns off, cutting emissions to zero. Brake, or take your foot off the accelerator, and regenerative braking harnesses the kinetic energy lost in other cars. It converts this into electrical energy for storage in the hybrid battery, which is why a Lexus Self Charging Hybrid is always ready to go.

*Image not representative of UK specification

* Use of electric power from hybrid battery alone is dependent on a sufficient level of battery charge and under certain driving conditions.

PREMIUM PACK

As you'd expect from Lexus, this package has a substantial level of standard equipment.

Equipment Highlights

- 20" Cast Alloy Wheels
- Rear-Wheel Drive with Adaptive Variable Suspension
- Lexus Safety System + 3.0
- 3-Eye LED Headlights with Adaptive High Beam System (AHS) and Bladescan™
- Smart Entry
- Blind Spot Monitor (BSM) with Rear Cross Traffic Alert and Auto Brake (RCTAB)
- 24" Head-Up Display (HUD)
- Lexus Link Pro with enhanced connectivity, 12.3" touchscreen, Lexus Navigation, Apple CarPlay and Android Auto™
- Front Massage Seats
- Digital Rear-View Mirror
- 12.3" Multi Information Display in Instrument Panel
- Colour Head Up Display
- Intelligent Park Assist
- 360° Panoramic View Monitor (PVM)
- 23-speaker Mark Levinson® QLI Reference Surround Sound System
- 28-Way Electrically Adjustable Front Seats with Pneumatic System and Memory
- Semi-Aniline Leather Upholstery
- Heated and Ventilated Front and Rear Seats
- Sunroof
- Power sunshade: Back and Rear Sides
- Hands-free Power Back Door with Kick Sensor
- Rear Multi-operation Panel
- 18-Way Electrically Adjustable Rear Seats including 4-Way Lumbar Support
- Rear Seat Cushion Airbags
- Wooden and Leather Heated Steering Wheel with Paddle Shift Controls
- 4-Zone Climate Control with Nanoe® Technology
- Suede Roof Headlining
- Rear Armrest with Cup Holders
- Front and Rear Headrest with Butterfly Protect and Memory (front only)

OPTIONS

- All-Wheel Drive (AWD)



TAKUMI

The LS Takumi has been created for those who demand the ultimate in comfort and relaxation.

Equipment Highlights (In addition to Premium Pack Grade):

- All-Wheel Drive
- Premium Pack Content
- Lexus Safety System + A
- Air Suspension with Access Mode Control
- Sunshade: Power Back, Rear Sides and Rear Quarter
- 22-Way Electrically Adjustable Ottoman Rear Seats with Massage Function
- Intelligent Parking Assist (IPA) with Full Automatic Parking
- Front and Rear Massage Seats

PACKS AND OPTIONS

- L-Aniline Leather Pack - superior quality leather made using only the top 1% of carefully selected hides. L-aniline leather retains a soft, smooth, natural texture due to a special tanning process.
- Kiriko & Pleat - a combination of attractive cut glass design and hand-crafted diamond shaped pleats. Please see TUKAMI CRAFTSMANSHIP (pages 16-17).
- Nishijin & Haku Black Interior - an application of traditional Japanese weaving and metal working techniques offering a shimmering wave effect.



F SPORT

For those in search of a more dynamic look and feel.

Equipment Highlights:

- 20" Cast F SPORT Alloy Wheels
- F SPORT Interior and Exterior Styling
- Air Suspension with Access Mode Control
- Variable Gear Ratio Steering and Dynamic Rear Steering
- 3-spoke perforated leather heated steering wheel with paddle shift control
- Aluminium Sport Pedals
- 28-Way Electrically Adjustable Front Seats with Pneumatic System
- Rear-Wheel Drive with Adaptive Variable Suspension
- Lexus Safety System + 3.0
- 3-Eye LED Headlights with Adaptive High Beam System (AHS) and Bladescan™
- Smart Entry
- Blind Spot Monitor (BSM) with Rear Cross Traffic Alert and Auto Brake (RCTAB)
- 24" Head-Up Display (HUD)
- Lexus Link Pro with enhanced connectivity, 12.3" touchscreen, Lexus Navigation, Apple CarPlay and Android Auto™
- Front Ventilated seats
- Digital Rear-View Mirror
- 12.3" Multi Information Display in Instrument Panel
- Colour Head Up Display
- Intelligent Park Assist
- 360° Panoramic View Monitor (PVM)
- 23-speaker Mark Levinson® QLI Reference Surround Sound System
- Semi-Aniline Leather Upholstery
- Heated Front and Rear Seats
- Sunroof
- Power sunshade: Back and Rear Sides
- Hands-free Power Back Door with Kick Sensor
- Rear Multi-operation Panel
- 18-Way Electrically Adjustable Rear Seats including 4-Way Lumbar Support
- Rear Seat Cushion Airbags
- Wooden and Leather Heated Steering Wheel with Paddle Shift Controls
- Dual-Zone Climate Control with Nanoe™ Technology
- Suede Roof Headlining
- Rear Armrest with Cup Holders
- Front Headrest with Butterfly Protect and Memory





01



01. 20" CAST ALLOY WHEELS

Enhancing the car's powerful presence, this 20" wheel features an exquisitely crafted surface finish.

02. 3-EYE LED HEADLIGHTS

The elegant headlights of the LS consist of three ultra-small LED units. These deliver exceptional light distribution. The headlights are equipped with sequential turn signal indicators. These come equipped with multi-weather lights to help maintain a good field of view in foggy driving conditions.

03. SUNROOF

Standard on all grades, the electric, tilt-and-slide, glass sunroof adds a feeling of freedom, spaciousness and light to the LS cabin.

04. HANDS-FREE POWER BOOT WITH KICK SENSOR

For convenient loading and unloading, the LS is available with a hands-free power boot lid. This can be opened and closed by moving your foot in front of a sensor located underneath the rear bumper while you are carrying the smart key.

05. LEXUS SIGNATURE GRILLE

The front of the new Lexus flagship saloon is distinguished by a bold new execution of the Lexus 'signature grille', featuring an elaborate mesh pattern. This striking design was developed over a period of several months by Lexus 'Takumi' craftspeople using sophisticated computer modelling.

06. LED REAR COMBINATION LIGHTS

The rear combination lights of the LS are formed of LEDs. They give the car an instantly recognisable visual signature with crystal-like, linear illumination.



02



03



04



05



06

View Offers

Build Your LS

Find a Centre

Book a Test Drive



01 & 02

01. DRIVER-FOCUSED COCKPIT

To reduce eye movement and potential distraction, all important instruments and displays are positioned close to your view of the road ahead. The controls you use frequently, such as Drive Mode Select, are concentrated around the steering wheel. Our designers have also thought carefully about the sequence in which controls are typically used so that you can operate the car seamlessly with no wasted movement.

02. S-FLOW CLIMATE CONTROL / CLIMATE CONCIERGE

S-Flow Climate Control intelligently manages the interior climate according to ambient conditions, ensuring excellent comfort and fuel economy. It can, for example, detect if seats are occupied, and regulate the climate accordingly. Just one touch is all it takes to orchestrate a pleasant environment inside the car.



03

03. LEATHER STEERING WHEEL / LEATHER AND WOOD STEERING WHEEL

The 3-spoke steering wheel is covered in leather and fits snugly and comfortably in your hands. It is available with heating* for colder mornings. Integrated switches control audio, telephone, multi-information display, Dynamic Radar Cruise Control, Lane Keep Assist and Lane Tracing Assist. A heated leather and wood steering wheel that combines real leather with beautiful inlays of finely grained wood is standard across all grades. As much as your fingers enjoy the feel of real leather and wood, your eyes will love the elegance of the design.



04

04. LEATHER SEATS

The leather seats of the LS are an outstanding example of the highest levels of Japanese 'Takumi' craftsmanship. The leather is of impeccable quality and the stitching is executed with immense precision. Three grades of leather are available: Smooth*, Semi-Aniline* and, at the pinnacle, L-Aniline*. Only the top 1% of carefully selected hides meets the quality standards of L-Aniline* and they undergo a special tanning process to ensure maximum softness. The result is seats of exceptional beauty and comfort.

05. HAND-PLEATED DOOR PANELS*

An exclusive option on the LS Takumi grade, hand-pleated door panels are an intriguingly beautiful and dramatic example of Japanese craftsmanship using a delicately precise folding technique similar to that of origami.



05

06. NISHIJIN TRIM*

The Nishijin and Haku option for the door panels weaves together black and silver in an organic pattern inspired by waves shimmering in moonlight. This application of weaving and metalwork techniques is a simulation - the Japanese art of using diverse materials to express the beauty and character of the natural world.



06

07. EASY ENTRY AND EXIT FACILITY

The LS is available with a system that automatically raises the driver's seat to make it easier to step in/out of the car. When entering the car, the driver's seat lowers before returning to the previous driving position. Also available is a system that lowers the side support of seats to make it easier to get in and out of the car. Once the occupant is in place, the cushion automatically returns to its normal position to support the legs.

*Available on selected grades and packs.

08. FRONT-SEAT ADJUSTMENT

Using a sophisticated combination of electric motors and pneumatics, the front seats allow up to 28 different adjustments, enabling the driver and front passenger to experience perfect comfort while travelling in the LS.

09. FRONT MASSAGE SEATS*

The LS is available with front seats that provide occupants with a relaxing massage. You can select from a total of five different programmes that target specific areas of the body. These have been developed in consultation with an expert in the Japanese technique of shiatsu massage.



08



09

10. HEATED AND VENTILATED FRONT AND REAR SEATS*

For the driver and passengers' comfort, heated and ventilated seats are standard on all grades. This adds to the sense of luxury, especially in extreme weather conditions.



10



11

11. REAR-SEAT ADJUSTMENT / OTTOMAN*

On the Takumi grade, located behind the front seat passenger, a power relaxation seat with ottoman footrest is available. This seat provides the ultimate in relaxation, enabling occupants to enjoy a spacious ride with the optimum angle of recline and the maximum level of comfort. Thanks to a combination of electric motors and pneumatics, 22 different adjustments are possible. When occupants wish to exit the car, the seats automatically return to an upright position.

12. REAR MASSAGE SEATS*

The LS Takumi grade is equipped with seats that combine massage with warming. Occupants can choose from a total of seven different programmes, enabling them to select a balance of massage and heat that's precisely to their liking.



12

13. REAR MULTI-OPERATION PANEL

This touch panel display allows passengers to configure the rear climate zones, operate the blinds and on Takumi grades, operate the rear entertainment.



13

14. REAR SUNSHADES

To enhance comfort in hot and sunny weather, a power rear sunshade. Power rear side and quarter shades* are also available on the Takumi grade, shading the rear area from sunlight. Rear passengers can alter the shade for the rear, door and rear quarter windows.



14

*Available on selected grades and packs.

View Offers



Build Your LS



Find a Centre



Book a Test Drive



View Offers



Build Your LS



Find a Centre



Book a Test Drive



01



02 & 03



04



05



06

01. OPTITRON INSTRUMENTATION

The LS cockpit features optitron instrumentation and uses thin-film transistor (TFT) technology in the 8" LCD display screen that provides a range of data with great clarity and sharpness as well as elegant animations when you enter and start up the car.

02. 12.3" LEXUS PREMIUM NAVIGATION

Lexus Premium Navigation is provided via a 12.3" Touchscreen display. All LS models are fitted with the latest and most advanced Lexus Link Pro system as standard, delivering a faster, more connected and more intuitive experience than ever before. It includes:

- A 12.3" touchscreen display with a Graphical User Interface (GUI) for ease of use
- "Hey Lexus" Voice Agent allowing for a natural interaction with the vehicle
- Seamless Smartphone integration with wireless Apple CarPlay, wired Android Auto™
- Embedded navigation with fixed speed warnings and highway road sign alerts
- Over-The-Air (OTA) Updates, delivering the latest experience with free vehicle connectivity and software updates
- Online Services, to enhance your driving experience with web services such as online traffic, on-street & off-street parking real-time availability, weather forecasts and web browser
- Standard Connected Services, a suite of innovative and intuitive connected services free for the entire lifetime of the vehicle
- 4 Years Lexus Link Premium Connectivity

03. SMARTPHONE INTEGRATION

With Apple CarPlay and Android Auto™, the LS allows you to easily display and access some of your smartphone's compatible apps. For more details on handset compatibility and features, please visit the official Apple CarPlay or Android Auto™ website.

04. HEAD-UP DISPLAY (HUD)

Vehicle data is projected in colour directly onto the windscreen. The Head-Up Display, lets you check data like navigation commands, audio settings or safety features without taking your eyes off the road ahead.

05. MARK LEVINSON® SURROUND SOUND*

The 23-speaker Mark Levinson® Reference Surround system is tailored to the specific acoustic properties of the LS cabin. It delivers a peerless 7.1-channel, digital, home-theatre experience.

06. REAR SEAT ENTERTAINMENT (RSE)*

The Rear-Seat Entertainment is operated by the multi-operation panel in the rear and delivers an outstanding video experience via an 11.6" LCD screen. Playback from Blu-ray™ Disc and SD card. The armrest is also equipped with a headphone jack and HDMI port.

07. PARKING SUPPORT BRAKE

A Lexus first, the Parking Support Brake helps the LS to avoid, in parking situations, minor collisions and damage during low-speed manoeuvres. The system monitors the area at the front and rear of the car and if it judges there is a possibility of contact with a static object, a vehicle approaching from the rear or a rear pedestrian, the system can apply drive force and brake control.

*Available on selected grades and packs.

01. LEXUS SAFETY SYSTEM + 3.0

Breakthrough Lexus Safety System + is standard on all grades of the LS and includes:

- Pre-Collision System with pedestrian detection
- Dynamic Radar Cruise Control
- Lane Keep Assist
- Road Sign Assist
- Driver Monitor
- Lane Change Assist
- Intelligent Park Assist
- Blind Spot Monitor with Rear Cross Traffic Alert and Auto Brake
- Adaptive High Beam System
- Sway warning

02. LEXUS SAFETY SYSTEM + A*

For advanced support, Lexus Safety System + A offers additional features beyond those included in Lexus Safety System +:

- Pre-Collision System with pedestrian detection alert
- Pre-Collision System with Active Steering Assist
- Front Cross Traffic Alert
- Lexus CoDrive

This pioneering safety technology is available as standard on Takumi grade.

03. PRE-COLLISION SYSTEM WITH ACTIVE STEERING ASSIST*

A world first Lexus technology, Pre-Collision System* with Active Steering Assist determines when there is a high possibility of collision with a pedestrian ahead or with an object such as a guardrail. If the system also determines that it is difficult to avoid the collision with brake control alone - but that it might be avoided using steering control - the system assists in collision prevention or damage reduction using Active Steering Assist in addition to activating an alert and applying the brakes. Standard on Takumi grade.


04. UP TO 12 AIRBAGS*

The LS is equipped with 10 airbags, (up to 12 when fitted with rear power seats). In a collision, a depression is formed in the centre of the passenger front airbag to cradle delicate areas such as the nose and mouth. The optional rear power seats come with seat cushion airbags.

* Please note that Pre-Collision System may, in some cases, not operate properly due to one or more of road, vehicle, weather, driver operation, pedestrian or bicycle rider conditions. The driver is solely responsible for safe driving. Please enquire at your local dealer for details on the availability of features
**Available on selected grades and packs.



01 & 02



03



04



01

01. DYNAMIC RADAR CRUISE CONTROL (DRCC)

For a more relaxing drive, DRCC maintains a set distance between the LS and the vehicle ahead, even if that vehicle varies its speed. Steering wheel-mounted switches allow you to operate the system without taking your hands off the wheel.

02. ROAD SIGN ASSIST (RSA)

The RSA system on the new LS recognises traffic signs using the windscreen mounted camera, and provides information to the driver in the multi-information display. RSA can detect signs that are compliant with the Vienna Convention (including electroluminescent and flashing signs).



02

03. LANE KEEP ASSIST (LKA)

LKA uses a camera in the front windscreen to continuously monitor your position in lane. If you start drifting out of lane, LKA will activate a warning buzzer and give brief corrective steering input.

04. ADAPTIVE HIGH BEAM SYSTEM (AHS)* BLADESCAN™

Adaptive High Beam System with BladeScan™ helps drivers recognise pedestrians and road signs more clearly and at a greater distance, yet without dazzling oncoming cars. It works by projecting light from the LED headlights onto the blades of two semi-circular mirrors rotating at 6,000rpm, and then through a lens.



04

05. TYRE PRESSURE WARNING SYSTEM

Receiving data from a sensor installed in each tyre, the multi-information display tracks tyre pressure data and warns accordingly should pressure drop in one of them. The system can reduce the risk of a puncture, while helping to improve fuel economy and tyre life.



05

06. FRONT CROSS TRAFFIC ALERT (FCTA)*

The system assists in making driving safer at road intersections by detecting approaching vehicles from the left or right of your vehicle which might be hidden in blind spots and warning the driver via the Head-Up Display and the 12.3" display. Only available on Takumi grade as part of Lexus System + A.



06

*Available on selected grades and packs.

Click right for more

07. INTELLIGENT PARKING SENSORS

Giving great confidence when parking at close quarters, Intelligent Parking Sensors give warning of collision using clearance sonar, Rear Cross Traffic Alert and a display in the rear camera.

08. INTELLIGENT PARKING ASSIST (IPA)

This technology automatically manoeuvres you into your chosen parking spot, whether between two vehicles or behind one, using ultrasonic sensors. This system supports fully automatic parking.

09. REAR CROSS TRAFFIC ALERT AND AUTO BRAKE (RCTAB)

The RCTAB function operates when the car is reversing. It detects obstacles around the car, and vehicles and pedestrians approaching the area behind the vehicle. Pedestrian detection is a Lexus world first. When necessary, the system alerts you with a buzzer and a visual display in the 12.3" display and relevant door mirrors. In addition to warning you when the front or rear parking assist sensors detect an object in your path at speeds below 9mph, Drive Force Limiting Control reduces acceleration and warns you to 'brake' via a multi-information display. Should a collision prove unavoidable, Brake Control would bring the LS to a halt.

10. BLIND SPOT MONITOR (BSM)

Radar devices mounted in the rear bumper detect vehicles in adjacent lanes that are not visible in the door mirrors. If the driver is indicating to change lane and a vehicle enters the blind spot, a warning signal appears in the relevant door mirror.

11. PANORAMIC VIEW MONITOR WITH PEDESTRIAN ALERT (PVM)

For easier driving in confined spaces, cameras provide a near-360° view around the entire vehicle. Panoramic View Monitor* also creates a virtual 3D picture of your LS, showing the vehicle as if seen from above, with on-screen guides to assist close-quarter manoeuvring in the city. Cornering View - another Lexus world first - helps the driver to avoid mounting the curb when turning left or right.

12. LEXUS CoDRIVE *

Lexus CoDrive is a technology that anticipates the arrival of autonomous driving. It smoothly integrates a number of systems to provide a greater degree of assistance to the driver. The functions controlled by Lexus CoDrive are:

- Dynamic Radar Cruise Control, (DRCC), which maintains the car at a constant cruising speed, and uses acceleration and braking to maintain a fixed distance from the vehicle ahead. In addition, DRCC can adjust speed to track the road sign speed limits using Road Sign Assist.
- Indicator-linked control - a Lexus world first - provides for smooth overtaking while operating with cruise control. When the car is operating under cruise control and the indicator-linked control is operated to signal the intention to overtake a slower car, the system automatically accelerates the LS.
- Lane Keep Assist supports steering even in traffic congestion on roads with frequent curves.

Only available on Takumi grade as part of Lexus System + A.

* People and obstacles that show in the monitor differ from the actual position and distance. Do not rely completely on the monitor and make sure you check the safety around the vehicle with your own eyes when driving.



09



10



11



01

01. HIGH RIGIDITY / LIGHTWEIGHT BODY

The LS has an extremely rigid body in order to deliver a ride that is particularly refined and stable. The extensive use of lightweight materials, such as aluminium, and advanced bonding techniques have helped minimise weight in order to improve fuel economy.



02

02. AERODYNAMICS

The LS has excellent aerodynamics, which not only contribute to good fuel economy but also reduce wind noise and turbulence, helping to ensure that travelling in the LS is always a highly refined experience, even at high speeds.



03

03. DRIVE MODE SELECT


Located beside the steering wheel, Drive Mode Select lets you shift effortlessly between different drive modes according to your mood and prevailing conditions. Choose between Comfort / Eco, Normal / Custom, Sport S / Sport S+ modes.



04

04. ADAPTIVE VARIABLE SUSPENSION / AIR SUSPENSION*

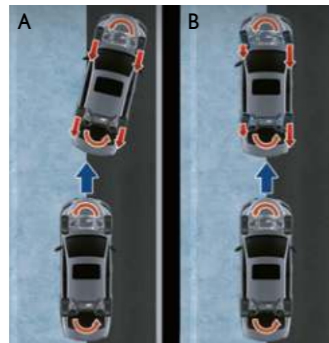
To ensure an even more comfortable drive, Adaptive Variable Suspension intelligently controls the damping force on all four wheels. This not only improves ride comfort, but also increases handling stability. It is especially valuable when travelling on rough or undulating road surfaces. Electronically controlled air suspension is available. This uses an air-spring construction to deflect shocks from the road surface smoothly, providing an even more comfortable ride. With air suspension, the LS will also automatically raise the vehicle height to make it easier to get in and out of the car.



05

05. LEXUS DYNAMIC HANDLING

Lexus Dynamic Handling computes the optimum steering angles for all four wheels, to ensure a good response to the driver's steering inputs - and stable vehicle behaviour. Only available on F SPORT.



06

06. VEHICLE DYNAMICS INTEGRATED MANAGEMENT

State-of-the-art Vehicle Dynamics Integrated Management (VDIM) is fitted as standard to the LS. This enables all of the car's stability and control systems to work together, ensuring a level of intervention that is much more refined than if these systems acted independently of one another.

*Available on selected grades and packs.
A. Without VDIM. Dynamic control systems work independently.
B. With VDIM. Dynamic control systems work smoothly together.

01. REAR BUMPER PROTECTION PLATE (STAINLESS STEEL)

Designed to protect the rear bumper paintwork against scratching when sliding heavy or awkward loads into the boot. It is also particularly effective for guarding the paintwork of the boot area and adds a styling element to the rear bumper.



01 & 02

02. BOOT LINER

Tailored to fit the boot of your vehicle and provide protection against dirt and spills. The design features a special anti-slip surface pattern to help stop luggage moving.

03. FRONT AND REAR-FACING DASH CAMS

Full HD 1080p cameras to give you peace of mind and protect your vehicle when you are on the road. The dash cam units also come with a MicroSD card to record all your journeys in cycle, which means you will never run out of storage space.



03

04. TRACKER

TRACKER is the only stolen vehicle recovery product operated by all police forces in the UK, to help track and recover your vehicle should it be stolen under any unforeseen circumstances.



04

Please contact your nearest Lexus centre for more details.



01



02

01. F SPORT BADGE

Although discreet, the F SPORT logo is a badge of distinction. It reflects the car's motorsport-inspired design influences and hints at a lineage that is shared - in part - with the Lexus LFA V10 supercar.

02. 20" F SPORT ALLOYS

This wheel expresses high performance and enhances the LS's dynamic and powerful stance. The wheel features a premium, dark metallic coating with a black centre cap.

03. F SPORT EXCLUSIVE BRAKE CALLIPERS

The dynamic prowess of the LS is highlighted by these black painted callipers proudly bearing the Lexus logo.

04. F SPORT L-MESH GRILLE

The exclusive F SPORT grille design sets this car apart. Finished in black, the complex mesh required more than six months of intensive computer modelling to design. Look carefully and you will see it is formed of thousands of L-shaped design elements.

05. F SPORT EXCLUSIVE SURFACE TREATMENT

Exclusive Jet Black plating has been applied to certain parts of the exterior to enhance the sporty appearance of the car.



03



04



05

Click right for more

06. F SPORT LEATHER

The unique F SPORT seats have the F SPORT emblem embossed in the headrest and are decorated with an exclusive L-shaped perforated pattern.

07. F SPORT STEERING WHEEL AND GEAR STICK

Finished in perforated leather, the F SPORT gear stick design matches the steering wheel to create a thrilling sports look.

08. MACHINED SPORTS PEDALS

Machined sports pedals help dial up the sporting excitement and improve your contact with the LS F SPORT.

09. CLOCK WITH L-MOTIF

The face of the exclusive F SPORT clock has a unique L-shaped pattern.

10. F SPORT INSTRUMENTATION

Inspired by the instruments on the LFA supercar, a movable meter ring allows the driver to change the information that is being displayed, enabling a single meter to be used for multiple information, thus reducing unnecessary eye-movement. This feature is exclusive to the LS F SPORT.



06



07



08



09



10

View Offers



Build Your LS



Find a Centre



Book a Test Drive



DEVELOPING A NEW LEXUS PAINT COLOUR TAKES A SMALL ARMY OF EXPERTS



Lexus designers never use off-the-shelf colours, preferring instead to develop their own, from scratch, in a process that can take up to two years.

There are no shortcuts to creating a new Lexus colour: a designer's decision comes only after going through hundreds of samples. "When developing a new colour I see so many shades of paint that I sometimes can't see straight at the end of the day," says Megumi Suzuki, one of Lexus' most experienced colour designers. To do her job, it takes a grasp of chromogenics and a keen eye.

"Every time I meet someone or walk into a shop or go to someone's house, I check out colours and materials," she says. "There are a lot of people like me in our division."

Even after a colour has been decided upon, there's plenty to do. At various stages during development, Suzuki had to enlist a small army of experts: lab technicians who mix the paint, clay sculptors, engineers and the assembly-line paint shop crew who would give each car a flawless, uniform coat. Every few weeks when a new batch of paint is produced, Lexus designers give the samples a thorough look-over, bending the test panels to mimic the contours of a car. All are scrutinised indoors and outdoors, under floodlights, in sunlight, shade and overcast conditions, and at different times of the day and months of the year.

Selecting the final colour is not easy. A colour that is dazzling on a summer morning can appear sickly in the shade or under showroom lamps. Designers also have to contend with the vagaries of their own preferences. "The odd thing about colour is that your perception of it can change depending on the season, how you feel that day and the trends you're seeing," says Suzuki.

METALLIC COLOURS

F SPORT WHITE | 083¹



MESA RED | 3R1




MANGANESE LUSTRE | 1K2



DEEP BLUE | 8X5



GRAPHITE BLACK | 223



SPECIAL METALLIC COLOURS

SONIC WHITE | 085²



SONIC AGATE | 3U3




SONIC TITANIUM | 1J7



AZURE BLUE | 8X1[†]



SONIC PLATINUM | 1L2



ULTRA METALLIC COLOURS

LUNAR SILVER | 1L3



¹ Exclusive on F SPORT
² Not available on F SPORT

Please note: due to printing variances, actual paintwork colours may vary slightly from those illustrated.


LS

SMOOTH LEATHER



Black

INLAY



Ash Open Pore


LS WITH PREMIUM PACK

SEMI-ANILINE LEATHER



Black

INLAY



Ash Open Pore



Hazel



Walnut Open Pore

F SPORT

SMOOTH LEATHER




Black

F-White

Flare Red

INLAY



Naguri-Style Aluminium


TAKUMI

SEMI-ANILINE LEATHER



L White


INLAY




Laser Cut Ash




Sandstone



Art Wood Herringbone



Black



Laser Cut Ash


TAKUMI

SEMI-ANILINE LEATHER



Crimson & Black

INLAY



Laser Cut Ash




Hazel



Art Wood Organic


Options available on Takumi¹

L-ANILINE LEATHER



Black


INLAY



Laser Cut Ash




Ochre




Laser Cut Ash

SEMI-ANILINE LEATHER



Black

INLAY




Kiriko Glass


DOOR TRIM



Pleat




Crimson & Black with Hand-Pleated Door Trim



Kiriko Glass



Pleat



Black with Nishijin Door Trim



Haku



Nishijin

¹Optional interiors colours and finishes shown for Takumi grade come with the corresponding inlay and door trims shown only.



01



02



03



04

- 01 Black smooth leather with Ash Open Pore inlays
- 02 Black & White F SPORT leather with Naguri-Style Aluminium inlays
- 03 Flare Red F SPORT leather with Naguri-Style Aluminium inlays
- 04 Black F SPORT leather with Naguri-Style Aluminium inlays



05



06



07

- 05 Hazel Semi-Aniline leather with Art Wood Organic inlays
- 06 Ochre L-Aniline leather with Laser Cut Ash inlays
- 07 Black L-Aniline leather with Laser Cut Ash inlays

View Offers



Build Your LS



Find a Centre



Book a Test Drive





08



09



10



11

- 08 L-White Semi-Aniline leather with Art Wood Herringbone inlays
- 09 Sandstone Semi-Aniline leather with Art Wood Herringbone inlays
- 10 Black-Nishijin Semi-Aniline leather with Haku inlays
- 11 Crimson & Black Semi-Aniline leather with Kiriko Glass inlays



 View Offers

 Build Your LS

 Find a Centre

 Book a Test Drive

EXTERIOR	PREMIUM PACK	F SPORT	TAKUMI
Auto-levelling headlights	■	■	■
Automatic boot close (soft shut)	■	■	■
Black brake callipers with Lexus logo, front and rear	-	■	-
Cornering lights	■	■	■
Daytime Running Lights (DRL), LED	■	■	■
Door mirrors, electrically adjustable, auto folding, auto-dimming, heated with reverse tilt and memory functions	■	■	■
Front door glass water repellent	■	■	■
Glass sunroof, electric tilt / slide	■	■	■
Hands-free power boot with Kick sensor	■	■	■
Headlight cleaners	■	■	■
3-Eye LED Headlights	■	■	■
Rain-sensing windscreen wipers	■	■	■
Rear combination lights, LED	■	■	■
Sequential LED turn signal indicators	■	■	■
Lexus signature grille, elaborate mesh design	■	-	■
Lexus signature grille, L-mesh design	-	■	-
Ultra Violet (UV) and heat insulating tinted glass	■	■	■
WHEELS			
20" cast alloy wheels, multi-spoke design, 245 / 45 R20 tyres	■	-	■
20" cast alloy wheels, F SPORT design, 245 / 45 (front) and 275 / 40 (rear) R20 tyres	-	■	-
ACTIVE SAFETY AND DRIVING DYNAMICS			
Adaptive High Beam System (AHS) with BladeScan™	■	■	■
Adaptive Variable Suspension (AVS)	■	-	-
Air suspension with access mode control	-	■	■
Blind Spot Monitor (BSM)	■	■	■
Drive Mode Select, Comfort / Eco - Normal / Custom - Sport S / Sport S+	■	■	■
Dynamic Radar Cruise Control (DRCC)	■	■	■
Dynamic Rear Steering (DRS)	-	■	-
Electronic Power Steering (EPS)	■	■	■
Front Cross Traffic Alert (FCTA)	-	-	■
Head-Up Display (HUD)	■	■	■
Hill-start Assist Control (HAC)	■	■	■
Intelligent parking sensors, front and rear	■	■	■
Lane Keep Assist (LKA)	■	■	■
Lane Tracing Assist (LTA)	-	-	■
Lane Change Assist	■	■	■
Intelligent Park Assist	■	■	■
Driver Monitor	■	■	■
Lexus CoDrive	-	-	■
Lexus Safety System +3.0	■	■	■
Lexus Safety System +A	-	-	■
Pre-Collision System (PCS)	■	■	■
Pre-Collision System (PCS) with Active Steering Assist	-	-	■
Rear Cross Traffic Alert (RCTA)	■	■	■
Road Sign Assist (RSA)	■	■	■
Tyre Pressure Warning System (TPWS) with auto-location	■	■	■
Variable Gear Ratio Steering (VGRS)	-	■	-
Vehicle Dynamics Integrated Management (VDIM)	■	■	■
Intelligent Parking Assist (IPA) with Full Automatic Parking	-	-	■

■ Available as standard
 - Not available
 ○ Available as an option

PASSIVE SAFETY	PREMIUM PACK	F SPORT	TAKUMI
Airbag cut-off switch, front passenger	■	■	■
Airbags, driver and front passenger; head, side and knee / full-length curtain shield	■	■	-
Airbags, driver and front passenger; head, side and knee / full-length curtain shield / rear cushion	■	-	■
Airbags, rear outer passenger side airbag	■	■	■
Audible and visual front seatbelts reminder	■	■	■
ISOFIX attachment, outer rear seats	■	■	■
Pop Up Hood (PUH)	■	■	■
Seatbelt pre-tensioners, front and rear seats	■	■	■
SECURITY			
Anti-theft system - intrusion sensor / tilt sensor / siren / immobiliser / alarm / glass breakage sensor	■	■	■
Auto door locking	■	■	■
Double door lock	■	■	■
VIN etching	■	■	■
Locking wheel nuts (Thatcham approved)	■	■	■
AUDIO, COMMUNICATION AND INFORMATION			
2 headphone jacks and HDMI port	-	-	■
4 USB ports and AUX socket	■	■	■
8" colour multi-information display	■	-	■
F SPORT combination meter with movable meter ring	-	■	-
Lexus Link Pro:			
▪ A 12.3" touchscreen display with a Graphical User Interface (GUI) for ease of use			
▪ "Hey Lexus" Voice Agent allowing for a natural interaction with the vehicle			
▪ Wireless Apple CarPlay, wired Android Auto™			
▪ Embedded navigation with fixed speed warnings and highway road sign alerts			
▪ Over-The-Air (OTA) Updates	■	■	■
▪ Online Services, such as online traffic, on-street & off-street parking real-time availability, weather forecasts and web browser			
▪ Standard Connected Services for the entire lifetime of the vehicle			
▪ 4 Years Lexus Link Premium Connectivity			
12.3" Multi Information Display	■	■	■
12V socket x3 (2 front and 1 rear)	■	■	■
12-speaker Pioneer® audio system	■	-	-
23-speaker Mark Levinson® Reference Surround Sound System	■	■	■
Active Sound Control (ASC)	■	■	■
Analogue clock with GPS function	■	-	■
Analogue clock with L motif	-	■	-
Head-Up Display (HUD)	■	■	■
Panoramic View Monitor with pedestrian alert (PVM)	■	■	■
Rear Seat Entertainment (RSE) system	■	-	■
Steering wheel mounted controls - audio / display / phone / voice / DRCC / LKA	■	■	■

■ Available as standard
 - Not available
 ○ Available as an option

INTERIOR COMFORT AND CONVENIENCE	PREMIUM PACK	F SPORT	TAKUMI
3-spoke, perforated leather trimmed steering wheel with paddle shift controls	-	■	-
Easy entry and exit facility	■	■	■
Electronic climate control, 2-zone with Nanoe® technology	-	■	-
Electronic climate control, 4-zone with Nanoe® technology	■	-	■
Front and rear butterfly headrests, electrically adjustable with memory	■ 1	-	■
Front passenger butterfly headrest, folding	-	-	■
Front headrests, electrically adjustable	■	■	-
Front seats lumbar support, 4-way electrically adjustable	■	■	■
Rear seats, lumbar support, 4-way electrically adjustable	■	-	■
Front seats, 28-way electrically adjustable with memory	■ 1	■	■
Front seats, F SPORT design	-	■	-
Heated and ventilated front seats	■	■	■
Heated rear seats	■ 1	■	■
Ventilated rear seats	■ 1	-	■
Heated steering wheel	■ 1	■	■
Leather trimmed gear stick	■	-	■
Perforated leather trimmed gear stick	-	■	-
Machined aluminium sports pedals	-	■	-
Front massage seats	■	-	■
Rear massage seats	-	-	■
Rear Ottoman seats, 22-way electrically adjustable	-	-	■
Rear seats, 18-way electrically adjustable	■ 1	-	-
Rear seats, fixed	■	■	-
Rear-view mirror, auto-dimming	■	■	■
Digital-rear view mirror	■	■	■
Roof lining, fabric	■	-	-
Roof lining, suede	■ 1	■	■
Scuff plates, front and rear, stainless steel with LEXUS inscription	■	■	■
Sunshade, rear window, electric	■	■	■
Sunshades, rear doors, electric	■ 1	-	■
Sunshades, rear quarter window, electric	-	-	■
Upholstery, F SPORT leather	-	■	-
Upholstery, L-aniline leather	-	-	○
Upholstery, semi-aniline leather	■ 1	-	■

OPTIONS	PREMIUM PACK	F SPORT	TAKUMI
L-Aniline Pack (Black or Ochre)	-	-	○
Kiriko & Pleat (Crimson & Black interior)	-	-	○
Nishijin & Haku (Black Interior)	-	-	○
All-Wheel Drive	○	-	■

■ Available as standard
 - Not available
 ○ Available as an option

■ Available as standard
 - Not available
 ○ Available as an option

TECHNICAL DATA

TOTAL SYSTEM OUTPUT	LS Rear-Wheel Drive (RWD)	LS All-Wheel Drive (AWD)
Total power (DIN hp)	359	359
Total power (kW)	264	264
ENGINE		
Capacity (cm ³)	3456	3456
Cylinders / Valves	V6 / 24	V6 / 24
Maximum power (DIN hp @ rpm)	299 @ 6600	299 @ 6600
Maximum power (kW @ rpm)	220 @ 6600	220 @ 6600
Maximum torque (Nm @ rpm)	350 @ 5100	350 @ 5100
ELECTRIC MOTOR		
Type	AC synchronous, permanent magnet	AC synchronous, permanent magnet
Maximum power (DIN hp)	179	179
Maximum power (kW)	132	132
Maximum torque (Nm)	300	300
TRANSMISSION		
Type	Multi Stage Automatic Hybrid	Multi Stage Automatic Hybrid
Drive	Rear-Wheel Drive	All-Wheel Drive
PERFORMANCE		
Maximum speed mph (km/h)	155 (250)	155 (250)
Acceleration 0-62 mph (s)	5.4	5.5
FUEL CONSUMPTION[†]		
Combined mpg (l/100km)	34.0 (8.2) - 34.4 (8.3)	29.4 (9.6) - 29.4 (9.6)
CO₂ EMISSIONS[†]		
Combined (g/km)	185 - 186	216 - 218
WEIGHTS (kg)		
Gross vehicle	2725	2800
Kerb weight (min. - max.)	2185 - 2330	2270 - 2390
CAPACITIES* (l)		
Luggage volume	430	430
Fuel tank capacity	82	82

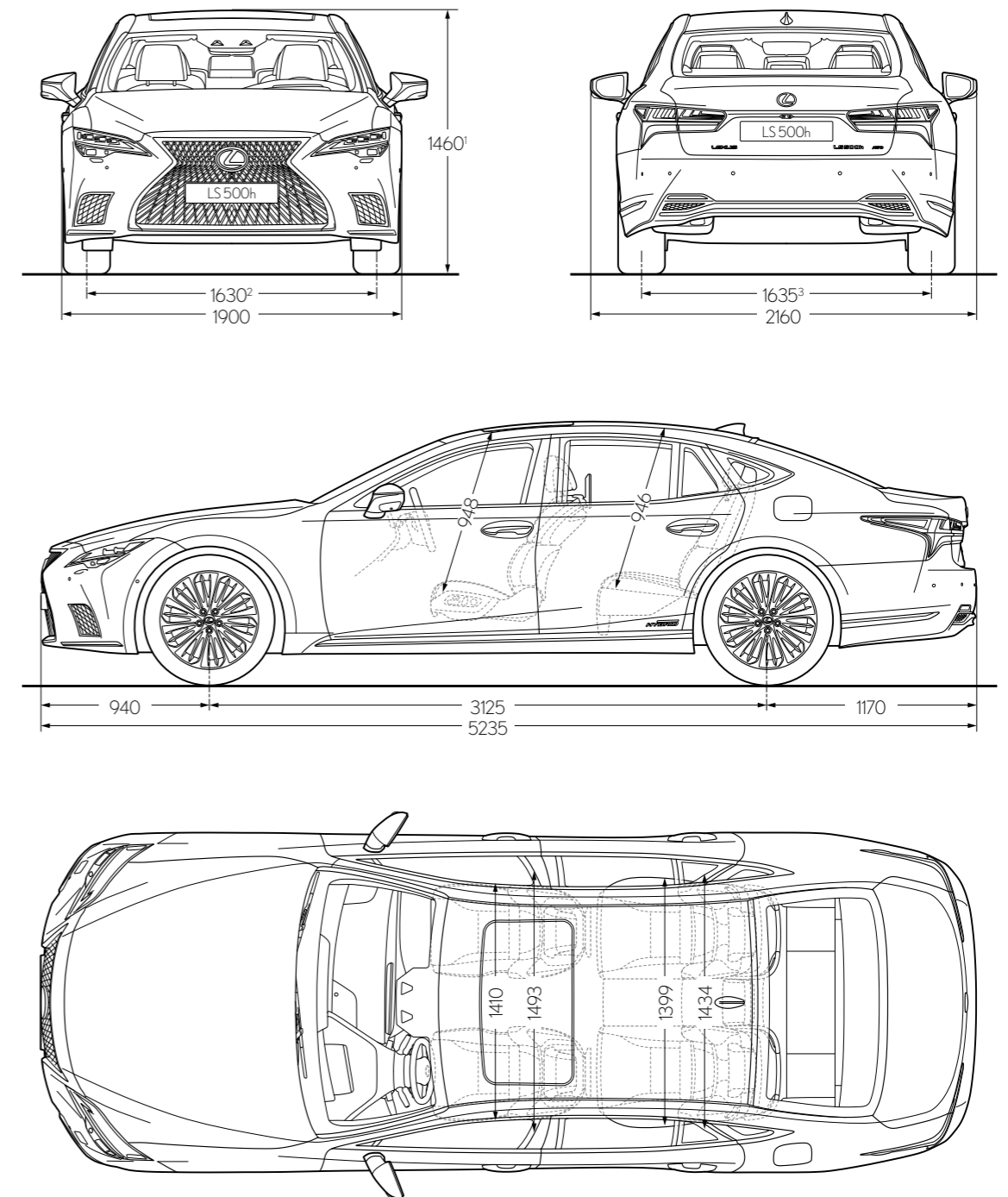
[†]Hybrid electric vehicle. Figures obtained using a combination of battery power and fuel. Figures are provided for comparability purposes; only compare fuel consumption, CO₂ and/or equivalent all-electric range figures with other cars tested to the same technical procedures. These figures may not reflect real life driving results. Fuel consumption, CO₂ produced and equivalent all-electric range can vary significantly depending on a number of factors, including the accessories fitted (post-registration), driving style, conditions, speed and vehicle load.

All models and grades are certified according to the World Harmonised Light Vehicle Test Procedure (WLTP). All mpg and CO₂ figures quoted are full WLTP figures. More information can be found by visiting: www.vehicle-certification-agency.gov.uk/fcb/wltp.asp.

* Luggage volume is calculated as per the VDA method.

Please note: further Technical Data, including any updates, can be found at lexus.co.uk

TECHNICAL DATA



¹ Figure quoted is for LS with Premium AWD & Takumi grade. Equivalent figure for LS, LS with Premium (RWD) & F SPORT is 1450.

² Equivalent figure for LS Premium Pack AWD and Takumi grade is 1635.

³ For F SPORT models the figure is 1615.

View Offers



Build Your LS



Find a Centre



Book a Test Drive



ADDITIONAL BENEFITS

3 YEARS' FREE LEXUS ROADSIDE ASSISTANCE

Whatever the situation, when you're driving your Lexus, we're just one call away with expert support at the roadside 24 hours a day, every day of the year.

Free for three years from initial purchase of a new vehicle, 24 hours a day, 365 days a year assistance anywhere in the UK.

Home Start

- One in four breakdowns happen at the home address. Home Start allows you to enjoy all the benefits of Lexus Roadside Assistance from your home address.

Personal assistance

- Lexus Roadside Assistance is designed to look after you - not just your vehicle. So even if you are a passenger in someone else's car you can still receive Lexus Roadside Assistance.

Replacement vehicle

- A replacement vehicle will be provided free of charge (excluding petrol and other consumables) for up to three days, provided we have taken your vehicle to a Lexus Centre for repairs following a breakdown.

Hotel accommodation

- If a replacement vehicle is unavailable, we will arrange a hotel for you and your family for up to £150 per person to a maximum of £500, for one night.

Onward travel

- If a replacement vehicle is unavailable and you would like to make your own travel arrangements following a breakdown, we will reimburse the cost of this up to £150 per person, to a maximum of £500.

European travel

- If you travel across Europe your Roadside Assistance will travel with you, whether you are driving your Lexus or another car.

Medical assistance

- If the driver of the car is certified ill, we will take you and your passengers to any single destination in the UK.

Lost or broken keys

- If you lose or break your keys, Lexus Roadside Assistance will arrange for recovery of your vehicle to a local Lexus Centre. You will be responsible, however, for the cost of replacement keys.


GET UP TO 10 YEARS/100,000 MILES LEXUS WARRANTY*

Every new Lexus comes with a 3 year manufacturer warranty followed by a 12 months/10,000 miles additional warranty, with every qualifying service. For full details, please ask your official Lexus Centre or visit lexus.co.uk/lexus-warranty

15 YEAR HYBRID BATTERY COVER

In addition to the manufacturer warranty, your Lexus Hybrid battery can benefit from up to 15 years of warranty in total. With every service at a Lexus Centre, the warranty is extended for a further 12 months, up to the 15th year of registration.

*Terms and conditions apply.



View Offers



Build Your LS



Find a Centre



Book a Test Drive



View Offers



Build Your LS



Find a Centre



Book a Test Drive



Throughout your vehicle's life, we'll endeavour to ensure an amazing ownership experience, offering unequalled service and seamless maintenance work, all orchestrated to provide complete satisfaction and total peace of mind. When you visit our showrooms, we strive to anticipate your every need and make available the finest facilities for you to enjoy in a warm and relaxed atmosphere. In the modern Lexus lounge, you can catch up on news, browse the Internet, or enjoy refreshments. While you relax, Lexus technicians will work with precision and efficiency to get you back on the road with minimum interruption to your day.



WE AIM TO TREAT EVERY CUSTOMER AS IF THEY WERE A GUEST IN OUR OWN HOME

Ever since we launched the first Lexus, we have always gone 'the extra mile' for our customers. Evidenced by countless awards over the last 30 years, we aim to treat every customer as if they were a guest in our home. But which other factors contribute to our peerless level of customer service? The answer lies in our Japanese heritage and one word: 'Omotenashi.'

Omotenashi translates from the Japanese as 'hospitality and polite service'. However, Omotenashi is much more than excellence of service; it is an ancient Japanese concept that describes one's ability to anticipate the needs of another, even before they arise.

Omotenashi is a way of life and thinking for every single Lexus employee. Importantly, it also influences how we design and engineer cars like the LS. This is Omotenashi in physical form.

**More about the LS:
Lexus.co.uk/LS
GBNGL-LS621-VB
November 2023**

Lexus created vehicles born from imaginative design, pioneering technology and craftsmanship. Only behind the wheel of one of our models can you truly experience amazing. Simply consult your local Lexus Centre to arrange a test drive at your convenience. To find out more about Lexus vehicles or to locate your local Lexus Centre, please visit our website www.lexus.co.uk or call 0845 278 8888 (calls cost 2p per minute plus your phone company's access charge).

Accuracy and specification

All information contained in this brochure was correct at the time of going to print. Please note that while every effort is made to reproduce accurate information, we reserve the right to change specification, equipment and availability without prior notice. Images shown in this brochure may not be of UK models (for example, they may show left-hand drive vehicles) and may illustrate equipment that is only available on selected grades. Therefore, this brochure cannot be regarded as infallible and, as such, does not constitute an offer for sale of any particular vehicle shown.

Fuel consumption and emissions data

Hybrid electric vehicle. Figures obtained using a combination of battery power and fuel. Figures are provided for comparability purposes; only compare fuel consumption, CO₂ and/or equivalent all-electric range figures with other cars tested to the same technical procedures. These figures may not reflect real life driving results. Fuel consumption, CO₂ produced and equivalent all-electric range can vary significantly depending on a number of factors, including the accessories fitted (post-registration), driving style, conditions, speed and vehicle load.

All models and grades are certified according to the World Harmonised Light Vehicle Test Procedure (WLTP). All mpg and CO₂ figures quoted are full WLTP figures. More information can be found by visiting: www.vehicle-certification-agency.gov.uk/fcb/wltp.asp.

Safe driving

Lexus is committed to promoting safe and responsible driving at all times. None of the images contained in this brochure should be taken to promote any unsafe driving practice. All sound, entertainment and navigation accessories that may be included in our vehicles should always be used alongside legal and attentive driving. Additionally, any driver assistance and other safety features included in our vehicles are not designed to substitute safe and careful driving.

End-of-life vehicles

Taking care of the environment is a priority for Lexus. We strive to minimise the environmental impact of our vehicles throughout their life cycle – from design, production, distribution, sales and service to end-of-life. For more detailed information on environmental performance, please visit www.lexus.co.uk/environment

About Lexus

Lexus UK is a division of Toyota (GB) plc, a company registered in England and Wales with company number 916634, whose registered office is at Great Burgh, Burgh Heath, Epsom, Surrey KT18 5UX. Toyota (GB) plc is an introducer appointed representative of Toyota Insurance Management SE and Toyota Financial Services (UK) PLC, both of which are authorised and regulated by the Financial Conduct Authority.

