

THE LEXUS LS 600h



 LEXUS



THE PURSUIT OF PERFECTION

'We decided that the LS must be a creative departure from the traditional norm. We were aiming for a vehicle that is remarkably advanced yet which also has strong appeal at a sensory and emotional level.'

- MORITAKA YOSHIA, CHIEF ENGINEER

Our aim at Lexus is to provide our customers with world-class vehicles and world-class customer service, and we are deeply committed to finding better ways of achieving this. We use technology and insight to innovate, to refine and to push boundaries. We also strive to perfect our relationship with our customers, constantly seeking a deeper understanding of their needs.



INTRODUCING THE LS 600h

The Lexus LS 600h hybrid redefines the luxury saloon, achieving revolutionary advances in performance, driving dynamics and safety. By fusing the most advanced technology with master craftsmanship and design artistry, the LS 600h creates an unrivalled driving experience.

As the most emotive expression to date of our distinctive L-finesse design language, the LS 600h is elegant yet intriguing, bold yet understated. A broad and imposing bonnet flows seamlessly into the fluidity and finesse of the front wings. Elegant chrome window mouldings integrate characteristic arrowhead forms, a hallmark of Lexus dynamism. Jewel-like lights are the world's first application of low-beam LED headlight technology. And the lustrous paint finish uses highly elastic self-restoring technology to help maintain its superb quality throughout the car's lifetime. Beneath this appealing exterior there is an equally impressive world of engineering breakthroughs, beginning with the powerful Lexus Hybrid Drive system and its smooth yet commanding V8 engine.

Superior ride quality has always been a hallmark of Lexus vehicles, and the LS 600h takes yet another step forward. A new multi-link air suspension system, networked with intelligent vehicle dynamics, Adaptive Variable Suspension and Variable Gear Ratio Steering (VGRS), creates a ride that is both remarkably agile for a car of this stature and extraordinarily refined.

The LS 600h also stylishly conveys its status as the full-hybrid flagship of the LS line-up. It features, for example, a unique, four-bay hybrid grille with a hybrid blue logo and headlight clusters - with a tailor-made running light design - finished in Lexus hybrid blue.

LS 600h: LEXUS HYBRID DRIVE

Lexus Hybrid Drive, the result of 15 years of research and development, gives the flagship LS 600h an unparalleled balance of performance and environmental efficiency. Lexus Hybrid Drive enables the LS 600h - the first vehicle to feature a V8 petrol hybrid drivetrain - to draw power from both the petrol engine and an electric motor, and seamlessly orchestrates the power resources on your behalf. The result is a world-leading blend of performance, efficiency and hushed refinement.

Management of the power sources is smoothly integrated: when you require power, the petrol engine and electric motor combine forces to deliver it. At other times, when you're cruising or braking, for example, the electric battery is charged by the kinetic energy that in other vehicles would be wasted as heat. Often, while you are driving at higher speeds with the V8 engine providing most of the power, the battery will also be charging. At low speeds, power may come solely from the electric motor. It's almost silent and completely emissions-free. Under all conditions, the system determines the most efficient mix of engine and electric power, leading to exceptionally low emissions and high fuel economy for a vehicle of this type.



LS 600h: HYBRID PERFORMANCE

Seamlessly combining a new 5.0-litre V8 petrol engine with a high-output electric motor and an advanced compact battery, Lexus Hybrid Drive provides the LS 600h with a maximum combined power output of 445 DIN hp.

The result is inspiring performance. Accelerate firmly and you'll experience astonishing linear power, with the LS 600h capable of achieving 0-62mph in just 6.3 seconds. This is the kind of power you would expect of a larger engine. To transfer such immense power with impeccably refined smoothness, the vehicle features permanent all-wheel drive.

Equally remarkable is the sophistication with which power is delivered to all four wheels. Acceleration is extraordinarily smooth, with none of the interruptions in flow between gearchanges that you can feel with a conventional transmission. And, as your ear will confirm, the quietness of the cabin is unparalleled.

Performance


System power:
445 DIN hp (327kW)

Acceleration: 0-62mph
(0-100km/h) in 6.3 seconds

Max. speed: 155mph (250km/h)
(electronically restricted)

Combined fuel consumption:
30.4mpg (9.3 l/100km)

Combined CO₂ emissions:
218g/km
219g/km (LS 600h)



LS 600h: HYBRID TECHNOLOGY

The LS 600h combines a 5.0-litre V8 petrol engine with a high-output electric motor, advanced compact battery, hybrid transmission and intelligent Power Control Unit

5.0-LITRE V8 PETROL ENGINE

This lightweight, all-aluminium engine is the finest expression to date of Lexus precision engineering skills and the talents of our master craftspeople. The painstaking development of high-rigidity components, the optimum balance of all moving parts, the minimisation of friction and unprecedented precision of assembly all contribute to the remarkable refinement and quiet of the LS 600h. This highly responsive engine also delivers optimum efficiency at all engine speeds.

POWER CONTROL UNIT (PCU)

The PCU is the brain of the Lexus Hybrid Drive system. No larger than a normal car battery, it seamlessly allocates the power resources to deliver optimum efficiency at all times. The PCU ensures you get all the power you could need, when you need it. At other times, it ensures that electricity is stored for later use.

HIGH-PERFORMANCE ELECTRIC MOTOR

The compact design and light weight of the water-cooled synchronous motor, together with advances in its electro-mechanical operation, result in very smooth, quiet operation.

ADVANCED COMPACT BATTERY

This is where the electric power generated by Lexus Hybrid Drive is stored. Installed behind the rear seat, the nickel-metal hydride (Ni-MH) Advanced Compact Battery delivers high power output in relation to its light weight. Built for longevity, it does not require recharging from an outside power source. Innovative, two-section design also ensures minimum intrusion into the LS 600h's boot, for optimum carrying capacity.

HYBRID TRANSMISSION

The Lexus Hybrid Drive system's electric motor, generator, power-split planetary gear mechanism and motor-speed reduction gearing are housed in a lightweight transmission casing, no bigger than an automatic gearbox.

ELECTRO MULTI VISION DISPLAY

The Electro Multi Vision (EMV) VGA display gives a real-time overview of the electric motor data, battery levels, energy flow and overall Lexus Hybrid Drive efficiency. It's a discreet and fascinating reminder of your vehicle's highly intelligent technology.





DRIVING DYNAMICS

The LS 600h provides a smooth, safe and rewarding drive thanks to a host of advanced technologies that both enhance driving pleasure and offer extra traction for difficult road conditions.

PERMANENT ALL-WHEEL DRIVE

To transfer power with a smoothness befitting the Lexus flagship, advanced permanent All-Wheel Drive (AWD) is fitted as standard on the LS 600h. The AWD system features three differentials and propeller shafts coupled directly to the hybrid transmission. In normal conditions the system distributes 40 per cent of drive power to the front wheels and 60 per cent to the rear. This gives the vehicle the hallmark rear-wheel drive characteristics of a dynamic luxury saloon. However, if needed, the system can instantly change power allocation to deliver traction where it's needed most.

ADAPTIVE STEERING AND SUSPENSION

The LS 600h reacts instantaneously to changing driving conditions. On winding country roads, the intelligent suspension adjusts the damping characteristics of each wheel to ensure a comfortable ride, while at higher speeds the vehicle lowers itself to improve aerodynamics. A host of advanced electronic systems work in seamless partnership to provide a safe, comfortable and engaging drive. These include Variable Gear Ratio Steering (VGRS), multi-link front and rear suspension and Adaptive Variable Suspension (AVS).

VEHICLE DYNAMICS INTEGRATED MANAGEMENT

In many conventional vehicles, the stability and control systems act independently. At Lexus, we realised that if we could make them work together, we could take safety and driving pleasure to new levels of sophistication. The result is Vehicle Dynamics Integrated Management (VDIM). As well as ensuring engaging and rewarding driving dynamics, VDIM can anticipate difficult situations and keep the vehicle on a steady course.

SEAMLESS POWER

V8 PRECISION ENGINEERING

The V8 engine in the LS 600h is a masterpiece of automotive engineering. And, as always with Lexus, the secret lies in an obsession for detail. To guarantee absolute running smoothness, for instance, every crankshaft is tested for rotational uniformity and polished by hand by a 'Takumi' master craftsman. A Takumi then uses a stethoscope to assess the mechanical integrity of each drivetrain. To ensure longevity, after casting the aluminium engine blocks are scanned for microscopic air bubbles using leading-edge computer tomography. And finally, every car undergoes an intensive test drive to check for, among a host of other things, a truly satisfying engine note.





A WORLD OF LUXURY

At Lexus, we believe that the world's most advanced technology should do more than enhance comfort and wellbeing - we think it should also create a feeling of timeless hospitality. We call this 'human-centred engineering'. Nothing illustrates this better than the LS 600h.

As you glide into the driver's seat, you cannot help but notice this is a very special luxury vehicle. Everything you touch communicates an unambiguous message of quality - from the leather covered four-spoke steering wheel to the exquisite full-leather dashboard. Both are stitched by machine for precision, then finished by hand and checked by a Lexus master craftsman.

In the rear, along with the security of side airbags, passengers benefit from the comforts of new 'butterfly' head-restraints and a lumbar massage function on the outer seats. Both of these features are standard. If you'd like to step up to an even higher level of comfort and luxury, the LS 600h L can be specified with the rear seat relaxation package on four and five seat versions. This includes a special relaxation seat that reclines by up to 45 degrees, with extending thigh and footrest. The seat back incorporates eight moving air pockets that perform 'Shiatsu' shoulder and lower back acupressure massages - all activated by remote control.

ATTENTION TO DETAIL

For Lexus, true hospitality means bringing skill and ingenuity to the anticipation of your needs, seamlessly and unobtrusively



LACQUERED WOOD INLAYS
LS owners can choose from some of the world's finest veneer finishes - ash burr, walnut or birdseye maple. All are sourced from sustainable plantations in Canada. Many coats of lacquer are used to provide an ultra-high gloss and scratch-resistant finish.



ENTERTAINMENT SCREEN
The retractable, roof-mounted*, 9-inch fullcolour LCD wide screen in the 4-seat relaxation package allows passengers to watch DVDs while travelling. A video socket in the centre console storage compartment allows for the connection of external video devices such as a video camera or a games console. For the comfort of other passengers, headphones are provided.

*Please see p35 for further details of 4 and 5-seat relaxation packages.



ELECTRIC SUNSHADES
For extra comfort, particularly for summer driving, there is an electrically operated rear-screen sunshade. For added privacy and comfort, there are also electric sunshades by the rear side windows. Passengers can individually control their sunshades using switches in the rear centre armrest.



LUXURY SEATS
The front seats feature comprehensive electric adjustment. For the driver there's a pre-set memory function so that once you've found your ideal position, you can keep it. Up to three configurations can be stored. Front seat adjustment includes the ability to flex the centre of the seatback and four-way lumbar support (two-way for passenger). Front seats feature a built-in air-conditioning system with fans installed in the seatback and cushion providing cool or warm air.



SMART ENTRY AND START SYSTEM
With this system, all you need to do is have the electronic key in your pocket or bag and it will inform the vehicle that you are approaching. Then just touch any door handle or the power boot release and it will unlock automatically. Once inside, press the Start button and you are ready to drive. The Lexus Card Key, an ultra-slim electronic key, can be programmed to store the preferred settings of each driver - such as steering wheel position.



FULL LEATHER DASHBOARD
The LS 600h is a showcase for the talents of some of the world's finest craftspeople. Hand-finished leathers, beautifully grained wood, lustrous varnishes, exquisite paintwork - this is quality that is affirmed by every sense. Taking luxury one step further, the LS 600h can be specified with a full leather dashboard and upper door panels.

ADVANCED NAVIGATION

All controls in the LS 600h are intuitively easy to use, feel good to the touch and respond to your commands with effortless efficiency

MULTIMEDIA AND NAVIGATION SYSTEM

The LS 600h has one of the most advanced Hard Disk Drive (HDD) Multimedia and Navigation packages available today. With maps covering all of western Europe, the 40 Gb system can direct you to stored destinations and points of interest, and presents the results clearly on the full colour display.

In countries with Dynamic Route Guidance (DRG)* facilities, the Multimedia and Navigation system is constantly updated on traffic conditions and can suggest alternative routes to avoid delays.

ELECTRO MULTI-VISION (EMV) VGA DISPLAY

The EMV VGA display provides information on systems such as navigation, climate control and Lexus Hybrid Drive. It also presents comprehensive travel information, including outside temperature and current fuel efficiency, on a colour LCD screen.

BLUETOOTH® CONNECTIVITY

The Bluetooth® phone** system allows you to make and receive hands-free mobile phone calls, either by operating the EMV VGA display, the steering wheel monitor switches or through voice command. An useful extra feature of the system is that it can store all the contact numbers from a mobile phone or PDA SIM card.

PARKING ASSIST MONITOR

Parking the LS is simple with the Parking Assist Monitor. Operated through the EMV VGA display, the Parking Assist Monitor features a video camera mounted in the rear number plate that projects a full colour view of the surroundings. When you want to reverse, the system offers on-screen guidelines to help you plot the ideal course into your parking space. With the optional Intelligent Parking Assist, the LS will even park itself.

* DRG is available in countries using the RDS radio system, where the Traffic Messaging Channel will enable the use of DRG.

** Contact your local Lexus Centre for details of phone compatibility.



and featuring
state-of-the-art Gracemir

and track name.



- 3. Front door 200mm woofer x 2
- 4. Rear door 25mm tweeter x 2
- 5. Rear door 100mm mid-range x 2
- 6. Rear door 160mm woofer x 2

9-inch colour monitor, located between front seats in
5-seat relaxation package.



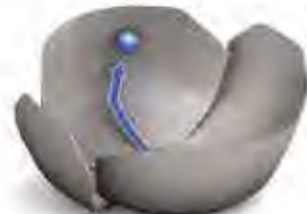
mid-range / 25mm tweeter) x 2

INTUITIVE SAFETY TECHNOLOGY

The LS 600h is one of the world's most advanced cars when it comes to safety technology. A host of advanced systems anticipate danger before providing the optimum response.

As well as delivering great driving dynamics, our latest Vehicle Dynamics Integrated Management (VDIM) system also makes an important contribution to safety by networking the vehicle's engine, transmission, braking, suspension and steering systems to function as one cohesive unit. The VDIM control unit will even automatically change down a gear if judged necessary.

Under normal circumstances, VDIM works so seamlessly that all you will notice is a smooth, engaging drive. However, in challenging drive conditions, it comes into its own. When driving on roads where grip levels differ between the left and right wheels, VDIM will apply the Variable Gear Ratio Steering (VGRS) system and adjust the suspension using the Adaptive Variable Suspension (AVS) to equalise the situation and enhance stability. And should you ever get into a sideways skid, the system will help guide you out of danger by adjusting the steering angle and judiciously applying the brakes. VDIM intelligently manages Electronically Controlled Braking (ECB), Electronic Brakeforce Distribution (EBD), Brake Assist System (BAS), Traction Control (TRC), Vehicle Stability Control (VSC), AVS and VGRS.


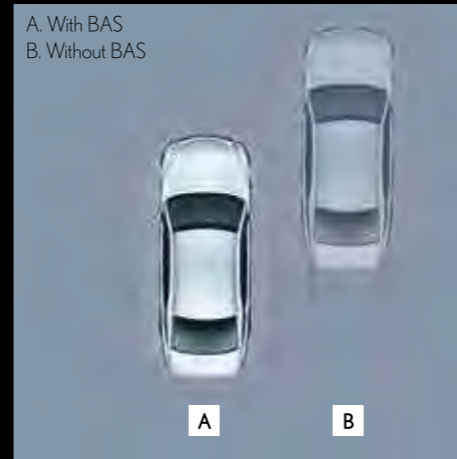


ABS, EBD, ECB, BAS, TRC and VSC working together ABS, EBD, ECB, BAS, TRC and VSC not working together



ACTIVE REASSURANCE

To enhance safety and at the same time increase driving pleasure, the LS is equipped with a comprehensive range of advanced braking, traction and lighting systems



ELECTRONICALLY CONTROLLED BRAKING (ECB)

A special electro-hydraulic braking system controls the car's large disc brakes at the front and rear. The front discs are ventilated to reduce brake fade, and all brakes are fitted with high grip brake pads to ensure efficient and smoothly progressive high speed braking.

INTELLIGENT-ADAPTIVE FRONT LIGHTING SYSTEM (I-AFS)

I-AFS automatically swivels the headlights by up to 15 degrees into approaching corners, revealing details that would not otherwise be visible. At the rear, light emitting diode (LED) brake lights don't just look good, they also react faster, contributing to overall safety. The LS 600h also features auto-levelling LED headlights with pop-up cleaners and an automatic high beam system. A camera sensor in the rear view mirror detects oncoming traffic, street lamps and automatically switches the headlamp high beam on and off according to driving conditions.

ELECTRONIC BRAKEFORCE DISTRIBUTION (EBD)

The Anti-lock Braking System (ABS) prevents tyres from locking up if you brake hard or encounter a slippery surface. With EBD, though, you get an even safer, more composed feel. Depending on the driving conditions, EBD works with ABS to regulate the distribution of brakeforce between the front and rear, and left and right wheels, helping to maintain stability when cornering and braking. This prevents wheel lock, thereby enhancing control and braking performance.

BRAKE ASSIST SYSTEM (BAS)

This device could make a crucial difference in difficult circumstances by improving your braking ability. In a panic situation, it's possible for a driver to apply insufficient force to the brake pedal. If this happens the system anticipates the need for extra brakeforce and applies it. A computer recognises the situation based on information from the master cylinder and pressure sensor and a pedal stroke sensor. The brake actuator then increases the wheel cylinder hydraulic pressure, and hence, stops power.

TRACTION CONTROL (TRC)

TRC monitors and controls the amount of torque, or twisting force, at each wheel to help ensure safe and effect power delivery. If it detects that a wheel is starting to slip - on a wet or muddy surface, for instance - the system's Skid Control computer instantly determines the best way to restore traction to it. Then it automatically decreases the torque being delivered to the wheel, or in more extreme cases applies the brakes on that wheel momentarily until it regains traction. When you need to accelerate in slippery conditions, TRC is always on hand to help you do so securely.

VEHICLE STABILITY CONTROL (VSC)

VSC activates when emergency avoidance manoeuvres are required. For instance, in some circumstances, entering a corner a little too fast and applying the brakes could cause the weight of the vehicle to shift forward and the rear wheels to lose grip. With VSC, strategically placed sensors would assess what's happening - registering body movement, the angle of the steering wheel and brake pressure - and the system would then distribute the precise amount of brake pressure needed to help maintain a safe course.

360° PROTECTION

The LS 600h is engineered for the highest safety performance, surpassing all worldwide crash safety requirements with the aim of achieving class-leadership protecting against full frontal, offset, side and rear collision.

The car is equipped with 10 airbags as standard, including a special twin-chamber front passenger airbag shaped to cradle delicate areas such as the nose and mouth, while allowing impact to be dispersed across the head and shoulders. Both front airbags deploy according to level of impact and, if any airbag is activated, all four windows open slightly to allow pyrotechnic gases to escape. An extra level of protection is found in both front seats with their Whiplash Injury Lessening design.

ADVANCED SAFETY PACKAGE

The LS 600h is also equipped with breakthrough pre-crash technology in the form of our latest generation award winning Advanced Safety Package (ASP). The ASP can detect a range of obstacles in front of the vehicle, including pedestrians, and incorporates several world-firsts. It gathers together the Advanced Obstacle Detection System, Driver Monitoring System, Emergency Steering Assist and Rear Pre-Crash Safety System, to calculate the risk of collision and activate a sequence of pre-crash safety measures if necessary.



DYNAMIC WHEELS

The LS 600h is fitted with low profile tyres and 19-inch, 7-spoke alloy wheels to provide maximum road grip and excellent handling. Their stylish, dynamic looks are designed to complement the profile of the car. Precision engineering maintains a balance of low weight and powerful strength.



19-inch alloy wheel, 7-spoke design on the LS 600h and LS 600h L

STANDARD EQUIPMENT

Active safety and driving dynamics	ABS (Anti-lock Braking System)
	AVS (Adaptive Variable Suspension) with normal/comfort/sport modes
	Brembo® Braking System (front and rear)
	EBD (Electronic Brakeforce Distribution)
	EBS (Emergency Brake Signal)
	ECO Mode
	EPB (Electronic Parking Brake)
	EPS (Electric Power Steering), speed-sensitive
	TPWS (Tyre Pressure Warning System)
	TRC (Traction Control)
	VDIM (Vehicle Dynamics Integrated Management)
	VGRS (Variable Gear Ratio Steering)
	VSC (Vehicle Stability Control) (with cut-off switch on LS 600h)
Passive safety	Driver and front passenger 2-stage airbags and knee airbags
	Airbag cut-off switch, front passenger
	Curtain shield airbags, front and rear
	TAP (Thorax Abdomen Pelvis) airbag (driver and front passenger)
	Twin-chamber airbag, front passenger
	Seatbelt pre-tensioners front and rear outer seats
	WIL (Whiplash Injury Lessening) front seats
	ISOFIX attachment, outer rear seats
Security	Anti-theft system, immobiliser, double door lock, intrusion sensor, inclination sensor and siren
	Auto door locking
Exterior	Door mirrors with integrated indicators: electrically adjustable, folding, heated, electro-chromatic (auto-dimming)
	Easy door and boot closer (soft-shut)
	Front foglights
	Laminated windscreen and side window glass
	LED lights with pop-up cleaners, auto-levelling and Automatic High Beam System
	Rain-sensing wipers
	Self-restoring coat paint
	UV-cut and heat-insulating tinted glass, water-repellent front door window glass
Audio information and communication	Touch-screen 8-inch EMV (Electro Multi-Vision) VGA display
	Bluetooth® mobile phone connectivity
	Colour TFT multi-information display in centre instrument cluster
	HDD Navigation system with DRG (Dynamic Route Guidance)
	LCD instrumentation
	Park assist monitor
	Steering wheel-mounted controls for audio, phone and voice command
Voice command for audio, navigation and climate control	
Comfort and convenience	Cruise control
	Easy exit and entry facility (retracting steering wheel) and card key
	Electronic Climate Control with automatic recirculation mode, clean air filter with pollen removal mode and separate driver/passenger controls
	Front seats, electrically adjustable and air conditioned and head rests with lumbar support and memory functions
	Illuminated entry system with puddle lamps, and power boot-closer
	Parking Assist sensors
	Rear-view mirror: electro-chromatic (auto-dimming)
	One-touch power windows front and rear and electric sunroof
	Leather upholstery and wood inserts
	Memory package

ADDITIONAL FEATURES

	LS 600h	LS 600h L
19" alloy wheels, 7-spoke design with 245/40 R19 tyres	✓	✓
Permanent All Wheel Drive	✓	✓
19-speaker Mark Levinson Reference Surround audio system, FM/MW RDS DAB tuner with in-dash, single-slot 6-DVD autochanger and USB & Aux connectivity	✓	✓
Upholstery Upgrade		
Semi-aniline leather seats	✓	✓
Alcantara® roof-lining and pillar finishing		
Leather door integrated armrest		
Leather dashboard and upper door panels		
Rear Seat Upgrade including		
Door armrest leather		
Four zone air conditioning (rear climate system upgrade, separate temperature controls left and right)		
Multi-function rear centre armrest (climate, audio, seats, sunshade operation), without trunk through	✓	✓
Rear seats, electrically adjustable with memory and lumbar massage		
Rear seats, air conditioned		
Rear butterfly headrests, electrically operated		
Rear side airbags		
Roof climate diffusers		
Sunshades, electrically operated for rear door windows		
Advanced Safety Pack		
LED (Light Emitting Diodes) headlights with pop-up cleaners and auto-levelling		
PCS (Pre-crash Safety System) with ACC (Adaptive Cruise Control all speed) with:		
Advanced obstacle detection		
Driver Monitoring System		
Emergency Steering Assist		
Rear PCS including intelligent front headrests		
NOTE: LKA and LDW system not available		
Rear Seat Relaxation (4 seat) Package: 9" roof-mounted drop down VGA screen with remote control and left side ottoman seat with manage function	N/A	✓
Rear Seat Relaxation (5 seat) Package: 9" centre console-mounted VGA screen with remote control and left side ottoman seat with manage function	N/A	✓
PCS (Pre-crash Safety System) with ACC (Adaptive Cruise Control)	Optional	Optional
High Intensity Discharge (HID) bi-xenon headlights with pop-up cleaners auto levelling and Intelligent-Adaptive Front-lighting System (I-AFS)	✓	✓
Sunroof	✓	✓
Park Assist Sensors	✓	✓
Intelligent Park Assist	✓	✓
Electric boot closer	✓	✓
Smart Card Entry	✓	✓
Steering wheel, electrically multi-adjustable	✓	✓

Ticks = standard

SPECIFICATIONS

Engine	LS 600h	LS 600h L
Cylinders/Valves	V8/32	V8/32
Capacity (cm ³)	4,969	4,969
Engine type	D-4S, V8, DOHC	D-4S, V8, DOHC
Max. power (kW/DIN hp@rpm)	290/394@6,400	290/394@6,400
Max. torque (Nm@rpm)	520@4,000	520@4,000
System output (kW/DIN hp)	327/445	327/445
Transmission		
Driven wheels	Permanent All-Wheel Drive (AWD)	Permanent AWD
	E-CVT with sequential shift mode	E-CVT with sequential shift mode
Performance		
Max. speed mph (km/h)	155 (250) elec. ltd.	155 (250) elec. ltd.
0-62 mph (s)	6.3	6.3
Fuel consumption (according to 80/1268/EEC)		
Urban mpg (l/100 km)	25.0 (11.2)	11.3
Extra urban mpg (l/100 km)	35.3 (8.0)	35.3 (8.0)
Combined mpg (l/100 km)	30.4 (9.3)	30.4 (9.3)
CO ₂ emissions (g/km)	218	219
BIK tax band (08/09)	28%	28%
Brakes		
Front	Ventilated disc	Ventilated disc
Rear	Ventilated disc	Ventilated disc
Steering		
Minimum turning radius tyre (m)	5.7	5.9
Suspension		
Front	Multi-link	Multi-link
Rear	Multi-link	Multi-link
Dimensions		
Length (mm) (LS 600h L)	5,030	5,150
Width (mm)	1,875	1,875
Height (mm)	1,480	1,480
Wheelbase (mm) (LS 600h L)	2,970	3,090
Luggage compartment (l)	330	330
Fuel tank (l)	84	84
Weights		
Kerb weight (min-max.) (kg)	2,290-2,420	2,400-2,450
Gross weight (min-max.) (kg)	2,795	2,825

LEXUS ACCESSORIES

Add your choice of Lexus accessories to imbue your LS 600h with a unique spirit of individuality.

A. BLUETOOTH® COMPLEMENTARY KIT

The system cradle not only keeps your Bluetooth® phone secure but also recharges it as you drive. Reception is enhanced by a discreet external antenna, which also helps minimise the effects of electro-magnetic interference. Importantly you can use the cradle and phone in any other car fitted with the same system. Similarly, if you change your phone, all you need do is change the cradle and not the whole kit.



B. HOMELINK®

With HomeLink® you can operate up to three home automated systems without leaving the comfort of your car. For instance, HomeLink® can activate systems for opening and shutting garage doors, or turning garden security and lighting on and off. Programming is very easy and, with the system's permanently mounted in-car control unit, you will never have to hunt for a loose remote control again.

C. IPOD® INTEGRATION KIT

Your iPod® can be plugged into a connection in the glovebox, safely out of sight, and can be operated and listened to via the audio system.



D. BLACK TEXTILE FLOOR MATS



Lexus velour textile floor mats are tailored to fit and have a special non-slip floor fixation. The set includes two mats for the front and two for the rear. Also available in grey, white and beige.

E. BOOT LINER

The Lexus waterproof boot liner offers maximum protection for your boot carpet. Umbrellas, outdoor clothing, riding gear, even a wetsuit can be accommodated without risk.

F. VERTICAL CARGO NET

The Lexus vertical cargo net clips neatly on to pre-fitted hooks in the boot and is ideal for securing smaller possessions.



G. HORIZONTAL CARGO NET

Luggage sliding around the boot is an unwelcome distraction in a vehicle as smooth and quiet as the LS 600h. The Lexus horizontal cargo net will hold your bags and cases firmly in place.

H. CLEAR BUMPER PROTECTION FILM

Ideal for protecting rear bumper paintwork against scratching when loading or unloading the boot. The protection film is transparent, self-adhesive and custom shaped.



PACKAGE OPTIONS

ADDITIONAL STANDARD SPECIFICATIONS

REAR SEAT UPGRADE PACK

Door arm rest leather
Four zone air conditioning (rear climate system upgrade, separate temperature controls left and right)
Multi-function rear centre armrest (climate, audio, seats, sunshade operation), without trunk through
Rear seats, electrically adjustable with memory and lumbar massage, air conditioned with electrically operated butterfly headrests and rear side airbags
Sunshades, electrically operated for rear door windows, roof climate diffusers

UPHOLSTERY UPGRADE PACKAGE

Semi-aniline leather seats, Alcantara® roof lining and pillar-finishing
Leather door integrated arm rest, dashboard and upper door panels



UPGRADE PACKS AND OPTIONS

ADVANCED SAFETY PACK

LED (Light Emitting Diodes) headlights with pop-up cleaners and auto-levelling
PCS (Pre-crash Safety System) with ACC (Adaptive Cruise Control all speed) with:

- advanced obstacle detection system
- driver monitoring system
- emergency steering assist

Rear Pre-crash safety system (Pre-crash intelligent headrest, front seats) Seats (Advanced Pre-Crash compatible)
NOTE: LKA and LDW system not available

REAR SEAT RELAXATION PACKAGE: EITHER 4 OR 5 SEATS


(LS 600h L only)

- Either
- Rear Seat Entertainment (4 seat capacity) with roof-mounted drop-down 9-inch VGA LCD colour monitor, fixed rear centre console, wood inlays and retractable table
 - OR Rear Seat Entertainment (5 seat capacity) with additional independent rear DVD Player

Left rear seat with footrest, electrically reclining, body temperature sensing climate control
Front seat passenger headrest electrically folding, remote control Rear Seat Relaxation System
Seat cushion airbag, four zone air conditioning

INDEPENDENT OPTIONS

PCS (Pre-crash Safety System) with ACC (Adaptive Cruise Control)
Intelligent Parking Assist, Tyre Repair Kit



LEXUS COLLECTION

At Lexus, we create luxury vehicles of refinement and style, combined with innovation, technological excellence and reliability.

These are qualities we believe you look for, not only in your vehicle, but in other areas of your life too. Which is why we've applied the same exacting standards to the Lexus Collection.

This range of clothing, gifts, golfing and travel accessories speaks volumes about quality.

Every item in the Lexus Collection is a statement in style. Discreet. Well made. Expertly finished. In fact, everything you've come to expect from Lexus.



CLOCKWISE, FROM FAR LEFT

- A. LEXU0020
Trevor the Teddy Bear and
LEXU0136
Harvey the shaggy dog
- B. LEXU0074
Six-panel black cotton baseball cap
- C. LEXU0140
Supervent umbrella
- D. LEXU0134
Lexus cufflinks, subtle yet stylish
- E. LEXU0142
Brushed steel and nappa leather
L-finesse keyring and case
- F. LEXU0129
Magnetic steel tax disc holder



HOW TO ORDER

The Lexus Collection is available to buy from your local Lexus Centre. On these pages you'll find a selection of the items available. For the full range, please visit your local Lexus Centre or visit www.lexus.co.uk.

OWNING A LEXUS

ROADSIDE ASSISTANCE

We want to ensure that you enjoy driving your Lexus anywhere in Europe with complete peace of mind. This is why we provide you with Lexus Roadside Assistance 24 hours a day, 365 days a year in both the UK and Europe*. Your membership gives you personal cover. That means you are entitled to the full range of benefits and services as the driver or passenger of any vehicle, not just while driving your Lexus. Your partner is also eligible for the same cover provided you both reside at the same address. To make use of this added bonus, please register your partner with Lexus Roadside Assistance on 0800 169 0393.

* Lexus Roadside Assistance is provided for the first three years of owning the car.

THREE-YEAR COMPREHENSIVE WARRANTY

Any defect that is attributable to a manufacturing or assembly defect under normal use is covered by your warranty. This provision applies for a period of three years

or 60,000 miles, whichever comes first, with no mileage limit for the first year. In the event of a breakdown immobilising your Lexus, the cost of recovering it to the nearest Lexus Centre is also covered if that breakdown is the result of a warrantable defect.

FIVE-YEAR HYBRID COMPONENT WARRANTY

For hybrid models, certain components within the hybrid drivetrain system have a five-year or 60,000 miles warranty, whichever comes first.

THREE-YEAR SURFACE RUST AND PAINTWORK WARRANTY

The three-year, unlimited mileage warranty covers surface rust and paint defects on any painted body panels due to a fault in material or workmanship.

12-YEAR CORROSION PERFORMANCE WARRANTY

A 12-year unlimited mileage warranty covers the vehicle against rust perforation through

any sheet metal body panel (subject to certain exclusions specified in the warranty booklet) occurring as a result of a manufacturing or assembly defect in the vehicle. The warranty booklet supplied with each new vehicle gives full details. This warranty is also transferable to subsequent owners.

ACCESSORIES

Please consult your local Lexus Centre for the full specification of approved Lexus Accessory products.

WORLD-LEADING QUALITY

Since its launch, Lexus has been in the vanguard of what is achievable in the luxury automobile category. Our long list of awards and quality records are proof of this achievement: In addition to awards for best luxury car, best chauffeur car, best security and being rated best manufacturer, Lexus has won numerous UK customer satisfaction prizes for many consecutive years, and is a seven-time winner of a UK award for best manufacturer.

INTERIOR COLOURS

INTERIOR COLOURS

Achieving balance in the LS 600h is important. For this reason, we have taken great care to offer a selection of interior upholstery combinations that is as distinctive as it is tasteful.

The standard leather and wood combinations for the LS 600h are as follows.

Trim Code	Seat Colour	Dashboard Colour		Wood Colour
		Lower	Upper	
LB02	Ivory	Black	Black	Medium brown walnut
LB07	White	White	Black	Ash burl
LB08	White	Black	Black	Grey birdseye maple
LB15	White	Black	Black	Grey birdseye maple
LB29	Black	Black	Black	Medium brown walnut

LS 600h/LS 600h L
(UPGRADE OPTION)



LS 600h		077	1F2	1G0	212	214	3R1	4U7	4T5	6V6	8V3	8V4
		Arctic Pearl	Palladio Silver	Cadoxton Slate	Velvet Black	Obsidian Black	Mesa Red	Vanilla Mist	Sable	Richmond Green	Atlantic Blue	Crystal Sapphire
LB02	Ivory semi-aniline leather	✓	✓	✓	✓	✓	✓	✓	✓	✓	✓	✓
LB07	Mellow white semi-aniline leather	✓	✓	✓	✓	✓	✓	✓	✓	✓	✓	✓
LB08	Mellow white semi-aniline leather/extended black instrument panel	✓	✓	✓	✓	✓	✓	✓	✓	✓	✓	✓
LB12	Grey semi-aniline leather	✓	✓	✓	✓	✓	✓	✓	✓	✓	✓	✓
LB20	Black semi-aniline leather	✓	✓	✓	✓	✓	✓	✓	✓	✓	✓	✓



ellow white semi-aniline leather with brown ash burl wood (matt finish)
 ack semi-aniline leather with medium brown walnut wood
 ory semi-aniline leather with medium brown walnut wood
 ellow white semi-aniline leather with dark grey birdseye maple wood
 enaro grey semi-aniline leather with dark grey birdseye maple wood

EXTERIOR COLOURS

There are 11 exterior colour choices with the LS 600h and LS 600h L. Each has been carefully designed to appeal to the individuality of each owner and we have developed a high-integrity finish to perfectly complement the vehicle's visual appeal.

Arctic Pearl (077)



Crystal Sapphire (8V4)



Palladio Silver (1F2)



Cadoxton Slate (1G0)



Velvet Black* (212)



Obsidian Black (214)



Mesa Red (3R1)



Vanilla Mist (4U7)



Atlantic Blue (8V3)



Celestial Black (217)



Richmond Green (6V6)



*Non-metallic colour
Please note: Due to printing variances, actual paintwork colours may vary slightly from those illustrated. These images are intended to illustrate paintwork colours only and not availability by model..

TEST DRIVE THE LS 600h

We hope to have conveyed in these pages that the LS 600h offers a distinct and exciting driving experience. But there is only one way to feel the pure driving pleasure it offers - and that's to get behind the wheel and try it for yourself. Visit your nearest Lexus Centre to arrange a test drive.

For more information and the location of your nearest Lexus Centre, please visit our website www.lexus.co.uk or call 0845 129 5484.

Toyota (GB) PLC
Lexus Division

Tel: 0845 129 5484
information@d.lexus.co.uk

END-OF-LIFE VEHICLES

Taking care of the environment is a priority for Lexus. We're working to ensure that during the life cycle of our vehicles - from design, production, distribution, sales and service to end-of-life - their environmental impact is minimised. You can find detailed information on environmental performance at www.lexus.co.uk.

Please note while every effort is made to reproduce accurate information, we reserve the right to change specifications, equipment and availability without prior notice. The brochure cannot be regarded as infallible (the car shown is left-hand drive) and, as such, does not constitute an offer for sale of the particular car shown. Information in this brochure was correct at time of going to press.

