

THE BLACK RANGE





The All New Mitsubishi Black Range

If you're looking for an exclusive driving experience, look no further than our new premium, special edition Black Range.

With options including the ASX, Eclipse Cross, Outlander Petrol and L200, you can get a unique version of your favourite model and make a bold statement. Available in a choice of three monochrome colours (Grey Metallic, White Pearl and Black Pearl), each vehicle comes with all-new cool black exterior details and matching interior features which aren't to be missed out on.

Although the Mitsubishi Black Range is a premium collection, make no mistake that each vehicle has been built for adventure. Combining state-of-the-art technology with ultra-dynamic style, the range defies the ordinary and is a testament to our commitment to innovation and refinement.

With a variety of exclusive features, the Mitsubishi Black Range presents the very best of our brand. Particularly, the new Mitsubishi Connect System is exclusive to the Eclipse Cross Black Connected.



With built-in 3G, you'll have more access to the information about your car, which means you'll have more control than ever before. Whether it's checking your fuel level or tyre pressure remotely or the security of the automatic emergency assistance in the event of a breakdown, the Mitsubishi Connect System gives you a newfound confidence on the roads as well as a renewed fondness for driving.

The Mitsubishi Black Range is an exclusive collection, and with only a limited number of each model available, you'll need to visit your Mitsubishi dealer as soon as possible to secure your premium vehicle.

ASX Black 1.6 Petrol Manual

With striking style and intelligent technology, the ASX is designed for the city but crafted for adventure. With ultra-responsive handling and an elevated driving position, the ASX is built to explore. But the innovation isn't just under the bonnet, it's at your very finger tips with climate control air conditioning, a reversing camera, and automatic rain sensors for your windscreen wipers. Practical, versatile and capable, the Mitsubishi ASX is the perfect compact family SUV.





KEY FEATURES

- Black Exterior Package:
Black 18" alloy wheels
Black door mirrors
Black front skid plate
Black side window mouldings
- Active Stability and Traction Control
- Hill Start Assist & Brake Assist
- Panoramic glass roof with black roof rails
- Halogen projector headlamps
- Front fog lamps
- LED daytime running lights
- Privacy glass
- Front/side/curtain/driver's knee SRS airbags
- Keyless operation system with engine start/stop button
- Smartphone Link Display
Audio with HD touch-screen
- DAB radio and 6 speakers
- Bluetooth® hands-free telephone connection
- Remote audio control
- Twin USB connections
- Climate control air conditioning
- Cruise Control
- Electric windows
- Heated folding door mirrors with side indicator lamps
- Automatic lights on/off and wiper rain sensor
- Auto-dimming rear view mirror
- Reversing camera
- Steering wheel tilt and reach adjustments
- Grand Luxe® seat trim with red stitching
- Leather steering wheel with red stitching
- Leather gearshift knob and handbrake lever with red stitching
- Black window switch trim panels
- Aluminium sports pedals
- Heated front seats
- Height-adjustable driver's seat

Eclipse Cross Black 1.5 Manual 2WD & CVT Auto 4WD / Connected

With ultra-dynamic styling, the Mitsubishi Eclipse Cross is a whole new breed of SUV. Combining state-of-the-art technology with Mitsubishi's clever Super All Wheel Control four-wheel drive system, the Eclipse Cross defies the ordinary and surpasses all expectations. With a power panoramic glass roof, you can see adventure all around you. And with the Mitsubishi Connect System that's exclusive to the Eclipse Cross Black Connected, you'll have more control than ever before with an app that lets you send remote commands to your vehicle and so much more.






KEY FEATURES

- Black Exterior Package:
Black 18" alloy wheels
Black door mirrors
Black front grille
Black front & rear skid plates
Black side door garnishes
 - Auto Stop & Go
 - Active Stability and Traction Control
 - 2WD Active Yaw Control (Manual model)
 - Super All Wheel Control (CVT model)
 - Forward Collision Mitigation & Lane Departure Warning
 - 360-degree camera
 - Blind Spot Warning & Rear Cross Traffic Alert
 - Hill Start Assist & Brake Assist
 - Front/side/curtain/driver's knee SRS airbags
 - Front fog lamps
 - Auto high beam LED headlamps & daytime running lights
 - Power panoramic glass roof with black roof rails
 - Keyless operation system with engine start/stop button
 - Dual zone climate control air conditioning
 - Electric windows
 - Electric folding heated door mirrors with side indicators
 - Front and rear parking sensors
 - Privacy glass
 - Smartphone Link Display Audio with HD touch-screen
 - Touch pad controller
 - Rockford Fosgate® premium 9-speaker system
 - DAB radio and USB connection x 2
 - Bluetooth® hands-free telephone connection
 - Head-up display
 - Leather steering wheel and gearshift knob
 - Remote audio control
 - Cruise control with speed limiter (Manual model)
 - Adaptive Cruise Control with speed limiter (CVT model)
 - Automatic lights on/off and wiper rain sensor
 - Auto-dimming rear view mirror
 - Black leather seat trim with powered driver's seat
 - Heated front seats
 - Sliding rear seats (200mm) with 8-step recline
 - Electronic parking brake & Brake auto hold (CVT model)
 - Steering column-mounted shift paddles (CVT model)
 - 4WD push-button mode selector (CVT model)
- ECLIPSE CROSS BLACK CONNECTED**
- SPECIFICATION AS ABOVE PLUS:
- Mitsubishi Connect System

Outlander Black 2.0 Petrol Auto 4WD

The thrill of 4WD meets the comfort of seven seats with the Outlander Petrol. With Blind Spot Warning and Rear Cross Traffic Alert, this high-tech SUV is as safety-conscious as it is spacious. The power of the Outlander lies in its ability to make everyday life that little bit easier, with built-in features such as the heated windscreen, meaning you don't have to brace yourself for those frosty mornings spent unsticking your windscreen wipers. With a power tailgate, heated steering wheel and so much more, this is a car that was built for convenience but thrives on adventure.





KEY FEATURES

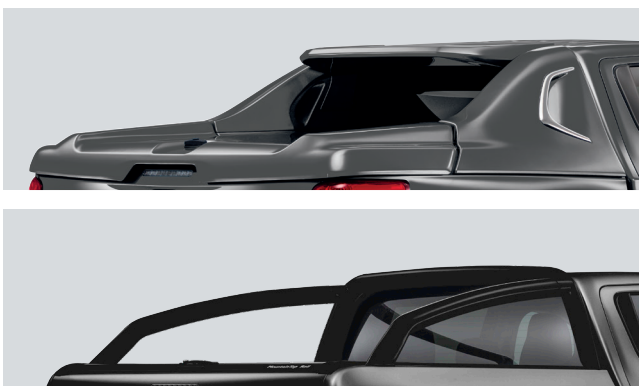
- Black Exterior Package:
Black 18" alloy wheels
Black door mirrors
Black front grille
Black front & rear skid plates
Black side door garnishes
Black roof rails
- Auto Stop & Go
- 7 seats
- Active Stability and Traction Control
- Blind Spot Warning and Rear Cross Traffic Alert
- Hill Start Assist & Brake Assist
- Front/side/curtain/driver's knee SRS airbags
- 360-degree camera
- Keyless operation system with engine start/stop button
- Power tailgate
- Privacy glass
- LED headlamps, fog lamps & LED daytime running lights
- Headlamp washers and auto-levelling
- Electric windows
- Electric folding heated door mirrors with side indicators
- Gloss black front door and dashboard trim panels
- Gloss black centre dash and floor console trim panels
- Dual-zone climate control air conditioning
- Cruise control with speed limiter
- Luggage area underfloor compartment
- Leather steering wheel and gearshift knob
- Bluetooth® hands-free telephone connection
- Smartphone Link Display Audio with HD touch-screen
- C-Tec black leather & suede-look seat trim
- Heated front seats with powered driver's seat
- Black headlining
- Heated steering wheel
- DAB radio and 6 speakers
- Remote audio control
- Reversing camera
- Heated windscreen
- USB connection x 2
- Automatic lights on/off and wiper rain sensor
- Auto-dimming rear view mirror
- Steering column-mounted shift paddles
- Electronic parking brake & Brake auto hold

L200 Barbarian Black 2.4D Manual & Auto

After 30 years of refining the L200, we now have a model which is truly ready for the future. Building on the same DNA that made previous generations so successful, the new L200 showcases the very best of engineering. Thanks to its trailer stability assist, smallest turning circle and the fact that it is one of the only pick-ups that can tow on tarmac in 2WD and 4WD, the L200 has unrivalled pulling power and can tow up to 3.5 tonnes.*



*Vehicle MUST be fitted with 3.5-tonne rated tow bar and towing 3-axle trailer only – please refer to page 15 for more information.





KEY FEATURES

- Black Exterior Package:
Black 17" alloy wheels
Black wheelarch extensions
Black side steps
Black door mirrors & handles
Black front grille & bumper centre section
Black rear bumper step
Black roof rails
Black fog lamp surrounds
- Super Select 4WD system
- Active Stability and Traction Control
- Trailer Stability Assist & Hill Start Assist
- Lane Departure Warning
- Front, side, curtain and driver's knee SRS airbags
- HID Bi-xenon headlamps with washers
- LED daytime running lights
- Front fog lamps
- Electric windows
- Reversing camera
- Leather steering wheel and gearshift knob
- Cruise control with adjustable speed limiter
- Privacy glass
- Electric folding heated door mirrors with side indicators
- Automatic lights on/off and wiper rain sensor
- Keyless operation system with engine start/stop button
- Dual zone climate control air conditioning
- Smartphone Link Display Audio with HD touch-screen
- DAB radio with 6 speakers
- Bluetooth® hands-free telephone connection
- Remote audio control
- USB socket
- Auto-dimming rear view mirror
- Barbarian black leather seat trim with embroidered 'BLACK' logo
- Heated front seats and powered driver's seat
- Soft opening tailgate with spring assist
- Illuminated door entry guards & blue LED footwell lighting
- Steering column-mounted shift paddles (Automatic model)
- NO-COST OPTIONS – choice of:
 - - GST Plus Hardtop
 - - Fullbox
 - - Retractable tonneau cover with black styling bar

With a new Mitsubishi, you get a safe and reliable vehicle that is a real pleasure to drive. You also become part of the Mitsubishi family. And as our nearest and dearest, we want you to feel protected should you ever encounter a problem – that’s why we have me&my, which encompasses a wide range of benefits:

- A comprehensive five-year, 62,500-mile warranty (please ask your Authorised Mitsubishi Dealer for full details).
- The Mitsubishi Assistance Package (MAP), which provides the reassurance of roadside or home breakdown assistance for the first three years following registration. It includes vehicle recovery following a breakdown or accident, help if your vehicle is stolen or vandalised, and even if you should accidentally fill up with the wrong fuel. 24/7 cover extends to over 30 countries throughout Europe. So wherever you are, and whatever you’re doing – if the unexpected does happen, help is always at hand.
- In the unfortunate event of an accident we have Mitsubishi First – our customer support service for all Mitsubishi drivers. No matter which insurer you use, Mitsubishi First smooths your progress through an insurance claim, handling everything on your behalf – and all at absolutely no cost to you.
- A Mitsubishi Service Plan, purchased at the same time as your vehicle, covers the first three scheduled services for a modest sum. It can be included in your vehicle’s finance and transferred to a new owner if you sell.
- Mitsubishi Motors also offer superior insurance cover at a competitive price, which is specifically designed for Mitsubishi vehicles and uses only genuine parts and approved repair centres.

Buy your new Mitsubishi online



Find your perfect new Mitsubishi from the comfort of your own home

We’ve taken the inconvenience out of buying a new car. Our new online system will help you find your perfect Mitsubishi. No haggling. No surprises. You don’t even need to leave the house.

How buying online works

<p>1. Set your budget</p> <p>Decide how much you want to pay and choose finance to suit you</p>	<p>2. Part exchange</p> <p>Get a valuation for your existing car</p>	<p>3. Select your model</p> <p>Choose from a range of Mitsubishi models</p>
<p>4. Add options and extras</p> <p>Choose colours, interior, accessories and extras</p>	<p>5. Checkout</p> <p>Complete your purchase online</p>	<p>6. Collection/Delivery</p> <p>Collect your new car or have it delivered to your home or workplace</p>

With Mitsubishi Buy Online, you’re in complete control

BOOK A TEST DRIVE TO SUIT YOU

It’s up to you if and when you take a test drive. Mitsubishi Buy Online lets you book a test drive at any step along the way. Pick a time to suit you at any of our dealerships across the country.

COMPLETE FLEXIBILITY

You can save your chosen model, part-exchange valuation and finance preferences at any point along your Buy Online journey. Your Mitsubishi will be saved in your customer account, ready to pick up where you left off.

COMPARE AND CONTRAST DEALS AND MODELS


You can adjust your finance preferences, compare deals and find out more about your chosen options.

For full details visit buy.mitsubishi-cars.co.uk. Terms and conditions apply

Smartphone Link Display Audio



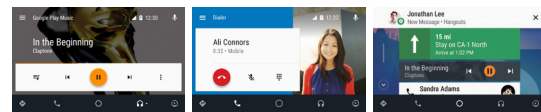
Apple CarPlay¹ is a smarter way to operate your iPhone through your in-car entertainment. It uses the Siri voice control available through your iPhone to make calls, play music, send text messages and use maps on the go – all without lifting a finger. You can even use specially designed apps through your in-car display.



¹Apple CarPlay, iPhone and Siri are trademarks of Apple Inc. registered in the U.S. and other countries.



Android Auto^{TM2} allows any compatible Android device to connect and take advantage of smartphone features while driving. It automatically brings you useful information when you need it, whilst using voice technology to allow you to play music, send messages and utilise other functions while you concentrate on the road.



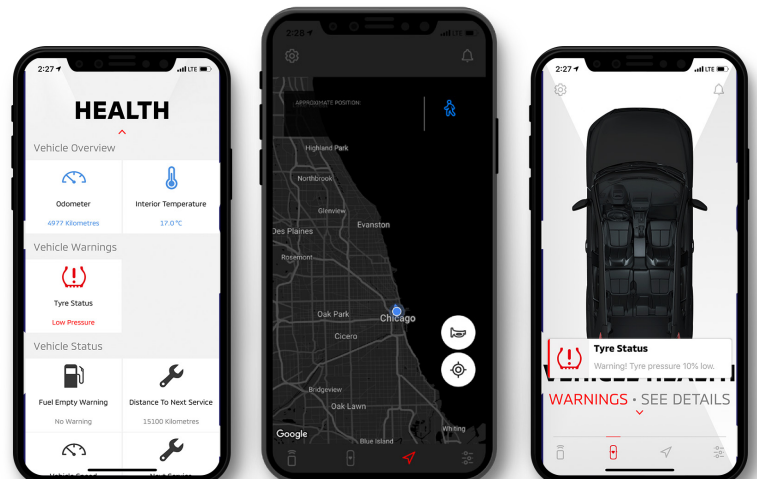
²Android Auto and Android are trademarks of Google Inc.

Mitsubishi Connect

INTRODUCING THE NEW MITSUBISHI CONNECT SYSTEM, EXCLUSIVE TO THE ECLIPSE CROSS BLACK CONNECTED.

With a range of new features, running your car has never been easier. Your new Eclipse Cross will have a built-in 3G modem to provide you with more control and more information about your car. With the My Mitsubishi Connect app, you can send remote commands to your vehicle, find its location or even keep track of your fuel level through the Vehicle Status Reports (VSR) function.

The Mitsubishi Connect system also comes with a range of safety features, providing you with automatic emergency assistance or, in the event of a breakdown, you can call out roadside assistance with the simple press of a button. We're confident that once you've tested out your new Connected Car, you'll never want to go without.



Technical Specifications

ASX / ECLIPSE CROSS / OUTLANDER BLACK

		ASX BLACK		ECLIPSE CROSS BLACK		OUTLANDER BLACK	
Engine		1.6 Manual		1.5 Manual		1.5 Automatic	
Engine		1.6 Manual		1.5 Manual		2.0 Automatic	
Engine type		4-cylinder 16-valve DOHC MIVEC petrol		4-cylinder 16-valve DOHC MIVEC direct-injection petrol, turbocharged/intercooled		4-cylinder 16-valve SOHC MIVEC petrol	
Displacement	cc	1590		1499		1998	
Bore x stroke	mm	75.0 x 90.0		75.0 x 84.8		86.0 x 86.0	
Max. output	kw (PS) at rpm	86 (117) / 6000		120 (163) / 5500		120 (163) / 5500	
Max. torque	Nm (lb.ft) at rpm	154 (114) / 4000		250 (184) / 2400-4500		250 (184) / 2400-4500	
Performance							
Maximum speed	mph (kph)	114 (183)		127 (205)		124 (200)	
Acceleration 0-62 mph	secs	12.2		9.7		10.4	
Official Fuel Consumption/Emissions							
Fuel type		Unleaded		Unleaded		Unleaded	
Fuel consumption (Combined) ¹	lts/100km (mpg)	7.5 (37.7)		7.8 (36.2)		8.7 (32.5)	
CO ₂ emissions ¹	g/km	155		159		175	
Emissions compliance		EU 6d-temp		EU 6d-temp		EU 6d-temp	
Suspension/Steering							
Suspension	Front	MacPherson strut with coil springs and stabiliser bar					
	Rear	Multi link with coil springs and stabiliser bar					
Brakes		Anti-lock Braking System with Electronic Brakeforce Distribution, Brake Assist & Hill Start Assist					
	Front	294mm ventilated disc				320mm vent. disc	
	Rear	302mm solid disc					
Steering		Rack and pinion, electronic power-assisted					
Min. turning circle	m (ft)	10.6 (34.8)					
Wheels / Tyres		18" x 70J alloy / 225/55R18					
Driveline/Transmission							
Type		Front transverse engine. Active Stability and Traction Control (ASTC)					
Driveline		2WD (Front)	2WD (Front) with Active Yaw Control (AYC)	On-demand 4WD with Super All Wheel Control (S-AWC)	On-demand 4WD		
Clutch		Hydraulic	Hydraulic	Torque converter	Torque Converter		
Transmission		Manual - 5 speed	Manual - 6 speed	CVT - 8 speed	CVT - 6-speed		
Dimensions							
Exterior - L x W x H	mm	4365 x 1810 x 1640		4405 x 1805 x 1685		4405 x 1805 x 1685	
Exterior width over extended door mirrors	mm	2133		2170		2170	
Ground clearance (unladen)	mm	190		183		183	
Track - Front / Rear	mm	1545 / 1545		1545 / 1545		1545 / 1545	
Wheelbase	mm	2670		2670		2670	
Weights/Volumes							
Seating capacity		5		5		7	
Fuel tank capacity	lts (imp.galls)	63 (13.8)		63 (13.8)		60 (13.2)	
Cargo capacity ² - Minimum	lts VDA (cu.ft.)	393 (13.9)		355 (12.5)		355 (12.5)	
	lts VDA (cu.ft.)	1193 (42.1)		1103 (38.9)		1103 (38.9)	
Gross vehicle weight	kg	1870		2050		2150	
Kerb weight	kg	1285		1455		1550	
Towing capacity - Braked	kg	1200		1600		1600	
	kg	665		750		750	
Trailer nose weight	kg	60		80		80	
Roof loading capacity	kg	80		50		50	
Servicing/Warranty							
Service intervals		12,500 miles or 12 months, whichever occurs first					
Warranty		5 year/62,500 mile warranty (first 24 months unlimited mileage, thereafter 36 months or 62,500 miles from date of registration, whichever occurs first), 12 year anti-corrosion perforation warranty, 3 year pan-European roadside, home and accident assistance					

For full technical specification details please visit www.mitsubishi-cars.co.uk

¹Figures shown are for comparability purposes only. Only compare fuel consumption and CO₂ figures with other cars tested to the same technical procedures.

These figures may not reflect real life driving results, which will depend on a number of factors including accessories fitted (post-registration), variations in weather, driving style and vehicle load.

There is a new test used for fuel consumption and CO₂ figures. The CO₂ figures shown however are based on the outgoing test cycle and will be used to calculate vehicle tax on first registration.

²Minimum figure - 5 seats to luggage cover/Maximum figure - 2 seats to roof.

L200 DOUBLE CAB BARBARIAN BLACK

Engine		2.4D Manual	2.4D Automatic
Engine type		4-cylinder 16-valve DOHC diesel, turbocharged/intercooled	
Displacement	cc	2442	2442
Bore x stroke	mm	86.0 x 105.1	86.0 x 105.1
Max. output	kw (PS) at rpm	133 (181) / 3500	133 (181) / 3500
Max. torque	Nm (lb.ft) at rpm	430 (317) / 2500	430 (317) / 2500
Performance/Fuel Consumption/Emissions			
Maximum speed	mph (kph)	111 (179)	110 (177)
Acceleration 0-62 mph	secs	10.4	11.8
Fuel type		Diesel	Diesel
Fuel consumption ¹	Urban	8.8 (32.1)	9.1 (31.0)
lts/100km (mpg)	Extra urban	6.1 (46.3)	6.6 (42.8)
	Combined	7.1 (39.8)	7.5 (37.7)
CO ₂ emissions	g/km	186	196
Emissions compliance		EU-6b	EU-6b
Suspension/Steering			
Suspension	Front	Independent, double wishbone with coil springs	
	Rear	Rigid, elliptic leaf springs	
Brakes		Anti-lock Braking System with Electronic Brakeforce Distribution	
	Front	294mm (11.6") ventilated discs	
	Rear	295mm (11.6") drums	
Steering		Rack and pinion, power-assisted	
Min. turning circle	m (ft)	11.8 (38.7)	
Wheels / Tyres		17" x 7.5J Alloy / 245/65R17	
Driveline/Transmission			
Type		Front longitudinal engine. Active Stability & Traction Control	
Driveline		Super Select 4WD system	
Clutch		Hydraulic	Torque converter
Transmission		6-speed	INVECS-II - 5 speed
Dimensions			
Exterior - L x W x H	mm	5285 x 1815 x 1780	5285 x 1815 x 1780
Loadbed - L top (floor) x W x H	mm	1470 (1520) x 1470 x 475	1470 (1520) x 1470 x 475
- Width between wheelarches	mm	1085	1085
- Cargo floor height	mm	850	850
Ground clearance (unladen)	mm	205	205
Track - Front / Rear	mm	1520 / 1515	1520 / 1515
Wheelbase	mm	3000	3000
Weights/Volumes			
Seating capacity		5	5
Fuel tank capacity	lts (imp.galls)	75 (16.5)	75 (16.5)
Gross vehicle weight	kg	2905	2910
Kerb weight ¹	kg	1860	1860
Max payload capacity ²	kg	1045	1050
Towing capacity - Braked ³	kg	3500 ³	3500 ³
	- Unbraked	kg	750
Trailer nose weight	kg	140	140
Servicing/Warranty			
Service intervals		Every 12,500 miles or 12 months, whichever occurs first	
Warranty		5 year/62,500 mile warranty (first 24 months unlimited mileage, thereafter 36 months or 62,500 miles from date of registration, whichever occurs first), 12 year anti-corrosion perforation warranty, 3 year pan-European roadside, home and accident assistance	

Important Information: The weights quoted apply to vehicles in standard condition. The operator must ensure compliance with plated axle weights embossed on the vehicle identification plate.

¹Kerb weight includes an allowance of 75kgs for a driver, the weights of oil, engine coolant, operational fluids, fuel tank filled to 100%, toolkit and spare wheel, as defined by HM Revenue and Customs.

²Maximum payload capacity as defined by HM Revenue and Customs for VAT purposes.

³3.5-tonne towing capacity is possible with 3.5t-rated tow bar and 3 axle braked trailer; 3.1t towing capacity is possible with 1 or 2 axle braked trailer; 0.75t towing capacity is possible regardless of the number of axles or trailer brakes.

Colours and trims


Exterior Colour		ASX Black	Eclipse Cross Black	Outlander Black	L200 Barbarian Black
Atlantic Grey (M)	U17				
White Pearl (P)	W13				-
White Pearl (P)	W54	-	-	-	
Diamond Black (P)	X37	-	-	-	
Amethyst Black (P)	X42				-
Seats					
		Grand Luxe® (Black)	Leather (Black)	C-Tec Leather & Suede-look (Black)	Leather (Black)
Door Trim					
		Leather-look Inserts (Black)	Leather-look Inserts (Black)	C-Tec Leather-look Inserts (Black)	Leather-look Inserts (Grey)
Headlining					
		Non-woven Fabric (Grey)	Non-woven Fabric (Grey)	Non-woven Fabric (Black)	Non-woven Fabric (Grey)
Floor Carpet					
		Needle Punch (Black)	Needle Punch (Black)	Needle Punch (Black)	Needle Punch (Black)

KEY

	Available	-	Not Available	M	Metallic	P	Pearlescent
--	-----------	---	---------------	---	----------	---	-------------

Colours and trims reproduced on these pages may vary from the actual colours due to the limitations of the printing process used.

Exterior colours



Atlantic Grey

White Pearl

Diamond Black

Amethyst Black

Seat trims



ASX Black Grand Luxe®

Eclipse Cross Black leather

Outlander Black C-Tec

L200 Barbarian Black leather

Mitsubishi Motors policy is one of continuous product development and the right is reserved to change specification, features and prices without prior notice. The specification of vehicles illustrated in this publication may not be applicable to the UK market. Although every effort has been made to ensure that the written information was accurate, up-to-date and consistent with UK specification at the time of going to press, this brochure should not be regarded as infallible and, as such, does not constitute an offer for the sale of any particular vehicle. No part of this publication may be reproduced in any form or by any means, without the prior written permission of The Colt Car Company Limited.

Head office: The Colt Car Company Limited, Watermoor, Cirencester, Glos. GL7 1LF

Website: mitsubishi-cars.co.uk