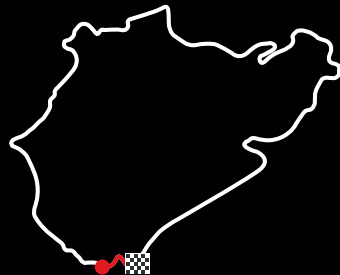


7'29"03

17TH APRIL 2008

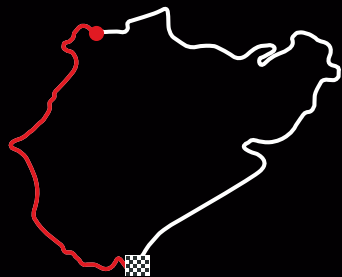
NÜRBURGRING GERMANY



MIN SEC 1/100
00 · 24 · 14

HATZENBACH





MIN SEC 1/100
02 · 54 · 00

WEHRSEIFEN

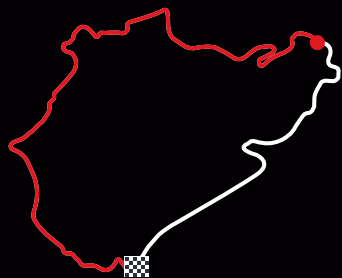




MIN SEC 1/100
04 • 26 • 12

KARUSSELL

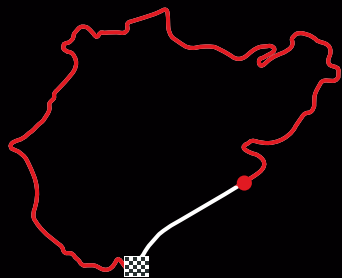




MIN	SEC	1/100
04	48	80

WIPPERMANN





MIN SEC 1/100
06 · 39 · 22

DÖTINGER HÖHE























The new Nissan GT-R uses probably the most advanced four-wheel drive system ever used on a road car. The four-wheel drive (ATTESA E-TS) optimally distributes power to the front wheels when and if necessary. Though normally 100% rear-drive biased, up to 50% of torque can be fed to the front wheels improving traction in difficult conditions - such as rain, ice or snow. Front drive is also utilised to improve cornering performance on tarmac, improving traction and stability.

Special computerised controls automatically alter the front/rear torque split from zero torque at the front wheels to up to 50% of total torque. The control is varied continuously as various sensors on the car measure speed, lateral and transverse acceleration, steering angles, tyre slip and other road surface and yaw rates.


The four-wheel drive system includes an Electronic Stability Program (ESP), the Nissan GT-R's stability control system. This continually monitors the vehicle's behavior. If off balance behavior is detected - such as sliding or skidding - torque to the wheels will be altered to help stabilise the car. Electronic traction control is also fitted to rear mechanical limited-slip differentials, preventing wheelspin and improving grip.



R-mode - Utilises 4WD torque distribution effectively for vehicle stability

Normal mode - ESP on to control braking and engine output

Off - Disengages ESP control



Nissan has designed and developed a brand new engine specially for the Nissan GT-R, the VR38DETT. This 3.8-litre unit uses twin IHI turbochargers and produces 485 PS (357 kW) at 6400rpm. This makes the Nissan GT-R one of the world's most powerful road cars.

'More important than the absolute power, is the manner in which it is delivered,' says chief vehicle engineer Kazutoshi Mizuno. 'The engine is very tractable and that means it's very easy to drive, a key quality of the Nissan GT-R. Maximum torque of 588 Nm is delivered seamlessly from 3200-5200rpm.

The engines, like the transmissions, are all hand made with one craftsman hand-assembling the entire engine. The dedicated engine builders work in a special Nissan GT-R 'clean room' area of Nissan's Yokohama plant.



Air turbulence is reduced
Unobstructed bodyside airflow



Create downforce



With a coefficient of drag (Cd) of just 0.27, the GT-R is one of the most aerodynamic vehicles in the world and so it is even more impressive that it also generates downforce at the same time. The airflow from the engine bay through to the floor tunnel also produces downforce, in the same way race cars do.

This successful balance of low air-resistance and great downforce is a result of co-operations with Group Lotus and Yoshitaka Suzuka.

Brembo monoblock six-piston callipers are used in front and four-piston at the rear. To generate strong braking force and prevent calliper distortion, racing-style three bolt structures are used.



Full floating callipers stabilise braking while preventing heat-induced distortion

Drilled discs improve cooling

The Nissan GT-R is equipped with huge WW15" (380mm) diameter front and rear Brembo fully ventilated drilled steel disc brakes. They give superb feel as well as immense stopping power.



To allow you to obtain maximum enjoyment from the new Nissan GT-R, Nissan is offering a wealth of mechanical and driving information to the driver. The new multi-function meter, developed in conjunction with Polyphony Digital Inc, designer of the Gran Turismo series for Sony PlayStation, is situated in the central part of the dashboard. The system allows the driver to configure up to four pieces of information of their choice and it serves up useful information, including:

Mechanical information - including engine water temperature, oil temperature, oil pressure, transmission oil temperature, transmission oil pressure, turbocharger boost and front/rear torque split. In some case an individual reading can be highlighted or several different functions can be shown in the multifunction window.



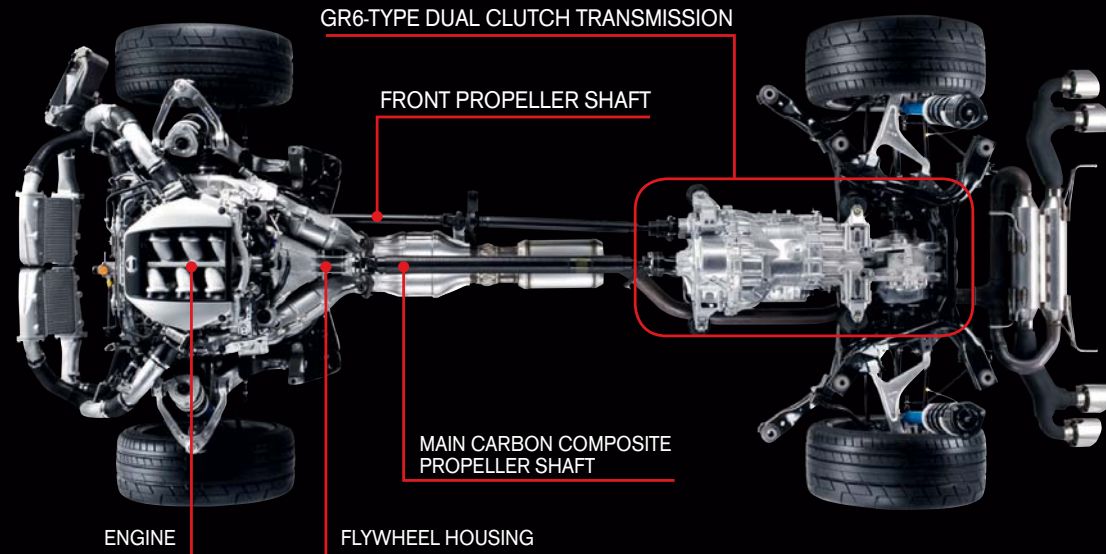
Driving information - Including accelerator opening, brake pedal pressure, steering angle and g-force both longitudinally and transversely. An on-board driving recorder also logs driving performance and can be a useful tool in improving driving technique.



Driving records - including speed and time measurements.



An optimal **gearshift map** is shown for fuel efficiency. It shows best gearshift points using easy-to-understand graphics



The Nissan GT-R uses an all-new GR6-type transmission, exclusively developed for the car. The paddle shift six-speed twin clutch gearbox is highly efficient - unlike an automatic transmission with conventional torque converter, there is minimum power loss so response and fuel economy is improved.

The twin clutches make a significant contribution to shift speed. There are separate clutches for the odd (1,3,5) and even (2,4,6) gears. Predictive pre-shift control (in R-mode) pre-selects the next gear change based on throttle position, vehicle speed, braking input and other information.



You can select either an automatic mode for city driving or normal cruising or a manual mode for exceptional performance driving. In manual mode, the paddle shifts on either side of the steering wheel give exceedingly quick changes. Such quick gear changing maintains the turbo boost, so acceleration is one strong powerful seamless burst.



There are three transmission modes available, selectable via a dashboard switch.

R mode - the sportiest setting - speeds up the Nissan GT-R's already fast shift changes.

Normal mode - offers fast, precise gear shifts. The changes are sequential (as with the R mode) and automatic throttle 'blipping' ensures that downshifts are amazingly smooth.

Snow mode - for easy and safe starts on slippery roads using 2nd gear (only with Automatic shifting).



The Nissan GT-R has a new type of suspension offering excellent straight-line stability, even over 187 mph, plus top-class handling and braking in all situations - from city streets, to snowy and slushy roads, to the race track. The suspension is designed around the new 'Premium Midship' package and takes advantage of the perfect load balance of all four wheels.

A set-up switch allows the driver to access three different suspension modes: R (high performance), Sports (the normal setting) and Comfort (for city driving to absorb road bumps). The set-up switch electronically changes the settings on the Bilstein DampTronic dampers, specially developed for the Nissan GT-R.

In R mode, the Bilsteins ensure flat, hard cornering for high-speed and maximum feedback. In the other two modes - Sport and Comfort - the dampers are electronically controlled to produce the best possible handling/ride balance (depending on which setting is chosen).



TECHNICAL SPECIFICATIONS



NISSAN GT-R - R35

NISSAN GT-R - R35

ENGINE

■ Engine type		VR38DETT
■ Configuration		V6 incorporating DOHC
■ Cylinder bore x stroke	mm	95.5 x 88.4
■ Displacement	cm ³	3799
■ Compression ratio		9 : 1
■ Max. power output	kW(PS)/rpm	357kw (485PS) / 6400
■ Max. torque	Nm/rpm	588 / 3200 - 5200
■ Fuel supply		NISSAN EGI (ECCS) Electronic controlled fuel injection system
■ Recommended fuel		Premium unleaded
■ Fuel tank capacity	l	73.8L

TRANSMISSION

■ Transmission type		GR6 Dual Clutch Transmission
■ Gear ratio	1st	4.056
	2nd	2.301
	3rd	1.595
	4th	1.248
	5th	1.001
	6th	0.796
	Reverse	3.383
■ Final drive ratio		3.700
■ Driven wheels		4WD

DIMENSIONS

■ Overall length	mm	4650
■ Overall width	mm	1895
■ Overall height	mm	1370
■ Max interior dimensions (length x width x height)	mm	1750 x 1475 x 1095
■ Wheelbase	mm	2780
■ Tread Front / Back	mm	1590/1600
■ Min. ground clearance	mm	110

WEIGHT / CAPACITY

■ Curb weight	kg	1740
■ Seating capacity	persons	4 (2+2)
■ Gross Vehicle Weight	kg 1st	1960

PERFORMANCE

■ Maximum speed	mph	193
■ Min. turning circle (curb to curb)	m	11.4
■ Combined	mpg	22.78
■ Extra Urban	mpg	31.04
■ Urban	mpg	15.44
■ Main Emission Control System		Variable valve timing
■ CO ₂	g/km	298

OTHERS

■ Steering		Electronic controlled power-assist rack and pinion
■ Suspension Front/Back		Independent double wishbone suspension / Independent multi-link suspension
■ Braking System Front/Back		Ventilated brake disc / Ventilated brake disc
■ Tyre Size Front/Back		255/40ZRF20 97 / 285/35ZRF20 100Y

COLOURS AND TRIMS



■ **Ultimate Silver / KAB**



■ **Gun Metallic / KAD**



■ **Kuro Black / KH3**



■ **Storm White / QAB**



■ **Vibrant Red / A54**



■ **Titanium Grey / KAC**



■ **Black Leather/PearlSuede®**



■ **Gray Leather/PearlSuede®**



■ **Black Leather/PearlSuede® with Red Trim**

SPECIFICATIONS AND FEATURES



MECHANICAL

GT-R

GT-R
PREMIUM EDITION

GT-R
BLACK EDITION

ENGINE	GT-R	GT-R PREMIUM EDITION	GT-R BLACK EDITION
■ 3.8-litre twin-turbocharged V6	■	■	■
■ Dual overhead camshafts with variable intake-valve timing	■	■	■
■ Die-cast aluminium cylinder block with super-low-friction high-endurance/low-friction plasma-sprayed bores	■	■	■
■ Aluminium pistons	■	■	■
■ Nissan Direct Ignition system with iridium-tipped spark plugs	■	■	■
■ Electronic drive-by-wire throttle	■	■	■
■ Pressurised lubrication system with thermostatically controlled cooling and magnesium oil sump pan	■	■	■
■ Fully symmetrical dual intake and low-backpressure exhaust systems	■	■	■
■ Secondary air intake system to rapidly heat catalysts to peak cleaning efficiency	■	■	■
DRIVE TRAIN	GT-R	GT-R PREMIUM EDITION	GT-R BLACK EDITION
■ ATTESA E-TS Four-Wheel Drive (4WD) with patented independent rear-mounted transaxle integrating transmission, differential and 4WD transfer case	■	■	■
■ Torque distribution – Traction/yaw-based; up to 100% rear; up to 50% front	■	■	■
■ Rigid, lightweight carbon-composite driveshaft between engine and transaxle	■	■	■
■ Electronic Traction Control	■	■	■
■ High-performance 1.5-way mechanically locking rear differential	■	■	■
■ Advanced Electronic Stability Program (ESP) with three driver-selectable set-tings	■	■	■
■ Hill Start Assist - prevents rollback when starting on an incline	■	■	■
TRANSMISSION	GT-R	GT-R PREMIUM EDITION	GT-R BLACK EDITION
■ All-new GR6 6-speed Dual Clutch Transmission with three driver-selectable modes	■	■	■
■ Fully automatic shifting or sequential manual control via steering wheel-mounted paddle shifters	■	■	■
■ Downshift Rev Matching (DRM)	■	■	■
■ Predictive pre-shift control (in R-mode) preselects the next gear change based on throttle position, vehicle speed, braking input and other information	■	■	■
BRAKES	GT-R	GT-R PREMIUM EDITION	GT-R BLACK EDITION
■ Brembo® 4-wheel disc brakes – 15" (380 mm) front and rear	■	■	■
■ Two-piece floating-rotor front and rear discs with diamond-pattern internal ventilation	■	■	■
■ Super-rigid 6-piston front/4-piston rear monoblock calipers with racecar-inspired 3-point mounting	■	■	■
■ 4-wheel Anti-lock Braking System (ABS)	■	■	■
■ Electronic Brake force Distribution (EBD)	■	■	■
■ Nissan Brake Assist	■	■	■

■ Standard

– Not available

SPECIFICATIONS AND FEATURES



MECHANICAL

GT-R

GT-R
PREMIUM EDITION

GT-R
BLACK EDITION

SUSPENSION AND STEERING

■ Front suspension – Double-wishbone with aluminium members	■	■	■
■ Rear suspension – multi-link with aluminium members	■	■	■
■ Rigid aluminium front and rear suspension subframes, assembled in high-precision jigs, with 4-point mounting to body	■	■	■
■ Bilstein® DampTronic system with three driver-selectable modes	■	■	■
■ Hollow front and rear stabilizer bars with tubular torsion-free design, to help maintain maximum tire contact at all four wheels during extreme cornering	■	■	■
■ Electronically controlled rack-and-pinion steering with vehicle-speed-sensitive power assist	■	■	■
■ 2.6 steering-wheel turns lock-to-lock	■	■	■

EXTERIOR

WHEELS AND TYRES

■ Super-lightweight 20" diameter forged-aluminum wheels with ridged bead area	■	■	■
■ Black Finish	–	–	■
■ Gunmetal Grey Finish	■	■	–
■ Exclusively developed tyres, nitrogen-filled at factory	■	■	■
■ Standard Tyres - Dunlop SP SPORT 600 DSST	■	■	■
■ Tyre Pressure Monitoring System (TPMS)	■	■	■

BODY CONSTRUCTION

■ All-new Premium Midship platform with hybrid unibody	■	■	■
■ Aluminum bonnet, trunk lid and outer door skins	■	■	■
■ Die-cast aluminum front shock towers and door structures	■	■	■
■ All outer body panels stamped using multiple-strike coining process, for exceptional rigidity and precision	■	■	■
■ Carbon-composite front crossmember/radiator support	■	■	■
■ Advanced 6-stage paint process with full double clearcoat and chip-resistant paint in critical area	■	■	■

AERODYNAMICS

■ Coefficient of drag – 0.27	■	■	■
■ Negative lift (downforce) generated at speed	■	■	■
■ Full underbody covering	■	■	■
■ Body-colour rear spoiler with integrated center high-mounted stop light	■	■	■
■ Knife-edge front wings, designed for optimised air management around the wheels and to help keep the side windows clearer at driving speed	■	■	■
■ Optimized airflow through the undercarriage and wheel arches to help cool the engine, drivetrain and brakes	■	■	■

■ Standard

– Not available

SPECIFICATIONS AND FEATURES



EXTERIOR

GT-R

GT-R
PREMIUM EDITION

GT-R
BLACK EDITION

STYLING FUNCTIONALITY

■ Automatic headlights	–	■	■
■ Wide-beam headlights with High Intensity Discharge (HID) xenon low beams	■	■	■
■ LED taillights and brake lights	■	■	■
■ Dual heated body-color power outside mirrors	■	■	■
■ Flush-mounted aluminum door handles	■	■	■
■ Quad exhaust exit pipes with chrome-tip finishers	■	■	■
■ UV-reducing solar glass	■	■	■

INTERIOR

AUDIO / NAVIGATION / PERFORMANCE MONITOR

■ AM/FM/CD audio system with 6 speakers	■	–	–
■ HDD Music Box system, with 9.4 GB for audio storage.	■	■	■
■ Digital Bose® audio system with AM/FM/CD, 9 speakers (including dual subwoofers), Radio Data System (RDS), and MP3/WMA CD playback capability	–	■	■
■ Steering wheel-mounted audio controls	■	■	■
■ HDD-based GPS Nissan Navigation System with 30-GB hard drive and voice recognition	■	■	■
■ Multi-function meter	■	■	■
■ Monitor also provides displays and interface for programmable vehicle settings, vehicle information, and audio and navigation systems	■	■	■

CONVENIENCE

■ Intelligent Key with engine start button	■	■	■
■ Electronic analog instrument cluster with multi-function trip computer and digital gear indicator	■	■	■
■ Bluetooth® Hands-free Phone System	■	■	■
■ Air conditioning	■	■	■
■ Dual Zone Automatic Climate Control	■	■	■
■ Power front windows with one-touch driver-side auto-up/down	■	■	■
■ Remote windows down	■	■	■
■ Key-operated windows up/down	■	■	■
■ Remote keyless entry with trunk release	■	■	■
■ Cruise control with steering wheel-mounted controls	■	■	■
■ Tilt and telescoping steering column	■	■	■
■ Variable-intermittent flat-blade windshield wipers	■	■	■
■ Dual illuminated visor vanity mirrors	■	■	■

■ Standard

– Not available

SPECIFICATIONS AND FEATURES



INTERIOR

GT-R

GT-R
PREMIUM EDITION

GT-R
BLACK EDITION

CONVENIENCE

■ Retained accessory power	■	■	■
■ Front centre console with armrest, storage and dual cupholders	■	■	■
■ Rear center console with dual cupholders	■	■	■
■ Map reading lamps	■	■	■

SEATING AND TRIM

■ Leather front seats with perforated Alcantara inserts	■	■	■
■ 8-way power front seats with entry/exit switch for rear passengers	■	■	■
■ Driver and passenger sports seats	■	■	■
■ Dual individual rear seats	■	■	■
■ Leather-wrapped steering wheel and gear knob	■	■	■
■ Drilled aluminum pedals	■	■	■
■ Leather-trimmed dashboard, console and door trim	■	■	■
■ Brushed metal interior trim	■	■	■

SAFETY

■ Nissan Advanced Airbag System with dual-stage front driver and passenger airbags	■	■	■
■ Driver and front-passenger side-impact airbags and roof-mounted curtain airbags	■	■	■
■ Front seat belts with pretensioners and load limiters	■	■	■
■ 3-point ALR/ELR passenger seat belt system (ELR for driver)	■	■	■
■ Zone Body construction with front and rear crumple zones	■	■	■
■ Hood buckling creases, pipe-style steel side-door guard beams, and energy-absorbing steering column	■	■	■
■ ATESSA ETS Four-Wheel Drive with Electronic Traction Control	■	■	■
■ Electronic Stability Program (ESP)	■	■	■
■ Tyre Pressure Monitoring System (TPMS)	■	■	■
■ Nissan Vehicle Immobilizer System	■	■	■
■ Thatcham Approved anti-theft system	■	■	■

■ Standard

— Not available



Fuel your desire at www.gtrnissan.com

Every effort has been made to ensure that the content of this publication is correct at the time of going to press (September 2008). This brochure has been produced featuring prototype vehicles exhibited at motor shows. In accordance with the company's policy of continuously improving its products, Nissan International reserves the right to change at any time the specification and the vehicles described and shown in this publication. Nissan dealers will be informed of any such modifications as quickly as possible. Please check with your local Nissan dealer to receive the most up-to-date information. Because of the limitations of the printing processes used, the colours shown in this brochure may differ slightly from the actual colours of the paint and interior trim materials used. All rights reserved. Reproduction in whole or part of this brochure without the written permission of Nissan International is forbidden.

This brochure is made from chlorinefree paper - 09/2008 - Printed in E.U. 99999 - 53912
Created and produced by E-GRAPHICS\FRANCE. France - Tel.: +33 1 4909 2535



SHIFT the way you move