


NEW PEUGEOT 408

PRICES - EQUIPMENT - TECHNICAL SPECIFICATIONS

Version 1.0 - Effective from 1st November 2022
2023 Model Year



NEW PEUGEOT 408 EXPLORE THE RANGE

STANDARD SPECIFICATION

Safety & Security

- ABS (Anti-lock Braking System) with EBD (Electronic Brake Force Distribution) and EBA (Emergency Brake Assist)
- Automatic Post Collision Safety Brake (PCSB)
- Airbags: Adaptive driver and front passenger airbags (includes passenger airbag deactivation function)
- Airbags: Driver and front passenger side airbag
- Airbags: Front & rear curtain airbags
- Alarm - Perimeter, Volumetric and Anti-lift
- Automatic door locking when moving off
- Automatic hazard light activation upon heavy brake application
- Child locking functionality on rear doors - manual
- Deadlocking
- Electronic code immobiliser
- ESP (Electronic Stability Programme) with Hill Start Assist
- Front optimised safety headrests and rear retractable headrests (x3), height-adjustable.
- Seatbelts - front and rear outer with pyrotechnic pretensioners and force limiters
- Seatbelts - rear seat with central 3 point seatbelt
- Front and rear disc brakes
- Isofix child seat fittings (x2) in the second row
- Programmable cruise control and speed limiter
- Lane Keeping Assist

- Speed limit & traffic sign recognition and recommendation
- Driver Attention Alert
- Intelligent Speed Adaption
- Seatbelt unfastened on the move with audible and visual alert for front and rear seats
- Puncture repair and tyre inflation kit
- Locking wheel nuts
- Tyre under-inflation monitoring and detection (indirect)
- Exterior temperature indicator with ice warning
- AVAS: Acoustic Vehicle Alerting System. Generates a sound when travelling at low speed, audible outside the vehicle for pedestrian safety. Standard on all HYbrid versions

Lighting and Visibility

- LED front and rear exterior lighting
- ECO LED headlights
- PEUGEOT signature 'fang' front daytime running lights
- PEUGEOT signature 'claw' rear daytime running lights
- Front windscreed wipers with 'Magic Wash'



NEW PEUGEOT 408 EXPLORE THE RANGE

STANDARD SPECIFICATION

Comfort & Convenience

- Electric power steering with reach and rake manually adjustable steering column
- Electric parking brake
- Multifunction trip computer
- 'One-touch' electric front & rear windows with pinch protection
- PEUGEOT i-Cockpit®:
 - 10.0" HD touchscreen
 - 10.0" Instrument Panel Display
 - Compact Multifunction Steering Wheel
- 'High Vent' air flow system
- 'Arch' design central console with storage
- Grab handles (x4), retractable
- Push button start
- Tailgate with heated rear windscreen
- Acoustic tinted windscreen
- Drive mode selector
(PureTech: Eco/Normal/Sport, HYbrid: Electric/ HYbrid/Sport)
- Central front armrest with storage compartment
- Manual gear change driving mode via steering mounted paddles
- 3.7kW monophasic On board charger (HYbrid)
- Mode 3 type 2 cable for wall box charging (HYbrid)
- 2x Keys (lock, unlocking, boot release, concealed key)
- 12V sockets - cabin & boot

In Car Entertainment

- PEUGEOT i-CONNECT®
 - 10-inch (1920x720) HD fully customisable touch screen
 - DAB & AM/FM bi-tuner
 - Wireless MirrorScreen (with Apple Car Play, Android Auto)
 - Bluetooth (connect up to 2 phones)
 - Up to 8 Driver Profiles
 - USB Sockets (x4)

Interior Features

- Compact Automatic Gear selector
- Glovebox with LED lighting
- 'Piano' keys: toggle switches to access main functions
- Luggage cover - conveniently attached to fastback
- Ski Hatch
- Rear central armrest with cupholders

Exterior Features

- Alloy Wheels featuring 'Star' centre cap with PEUGEOT shield
- Body coloured 'cat's ear' rear spoiler
- Body-colour exterior door handles
- Model designation badges front and rear
- Gloss black door mirrors
- Gloss black B Pillar
- Gloss black connecting strip between rear lights
- Lower body and wheel arch 'SUV style' protection



NEW PEUGEOT 408

STANDARD EQUIPMENT BY VERSION

ALLURE

AVAILABLE WITH PURETECH PETROL
AND PLUG-IN HYBRID ENGINES

SAFETY AND SECURITY

- Advanced Emergency Braking System (Video-AEB) Includes radar (AEBS3) on HYbrid versions
- Extended Traffic Sign Recognition (ETSR)

COMFORT & CONVENIENCE

- Automatic Dual Zone Air Conditioning with Air Quality System (AQS3)
- Dark tinted rear side and tailgate windows
- Electric Folding Door Mirrors with courtesy approach lighting
- Electrochrome rearview mirror
- Rear parking sensors
- 180° Colour Reversing Camera with wash system
- PEUGEOT e-Remote Control*^ - vehicle charging and cabin pre-conditioning (HYbrid only)
- Drive mode selector

INTERIOR FEATURES

- Ambient lighting linked to Drive Mode
- 'Dynamic' front seats
- 'Fractil' embossed fabric with 'Isabella' leather effect trim
- Driver seat manual lumbar adjustment

EXTERIOR FEATURES

- 17" 'Silex' alloy wheels
- Front grille with horizontal chrome accents

IN CAR ENTERTAINMENT

- PEUGEOT i-CONNECT® Advanced*^
 - Connected Navigation with TomTom Live Updates & Speedcam alerts*^
 - 'Over the air' updates
 - Voice recognition with "OK PEUGEOT" command using natural language
- PEUGEOT Virtual i-Toggles® - customisable

LIGHTING AND VISIBILITY

- ECO LED Headlights
- Front and rear signature daytime running lights
- 'PEUGEOT Smartbeam' - High Beam Assist



17" 'Silex' Alloy Wheel



*The e-Remote Control service is only available via the MyPEUGEOT app, and required to subscribe to the service (free of charge)

**Additional terms and conditions apply to connected services, including customer acceptance of location sharing prior to activation.

^Subject to subscription – after you have taken delivery of your vehicle, please subscribe on: <https://services-store.peugeot.co.uk>

NEW PEUGEOT 408 STANDARD EQUIPMENT BY VERSION

ALLURE PREMIUM

AVAILABLE WITH PURETECH PETROL
AND PLUG-IN HYBRID ENGINES

With added style and specification,
enjoy the ultimate in understated luxury.

Allure Specification +

SAFETY AND SECURITY

- Advanced Emergency Braking System with video camera & radar (AEBS3)
- Drive Assist Pack:
 - Rear Cross Traffic Alert (RCTA)
 - Adaptive Cruise Control (ACC) with Stop & Go function
 - Long range Blind Spot Detection (BSD)

COMFORT & CONVENIENCE

- Acoustic laminated front side windows
- Front Parking Sensors
- PEUGEOT Open & Go (keyless entry with 'proximity' locking and unlocking)

EXTERIOR FEATURES

- 19" 'Jaspe' diamond cut alloy wheels (excluding HYbrid 225)
- 19" 'Graphite' diamond cut alloy wheels (HYbrid 225 only)
- Gloss black waistline



19" 'Jaspe' Alloy Wheel



19" 'Graphite' Alloy Wheel



NEW PEUGEOT 408 STANDARD EQUIPMENT BY VERSION

GT

AVAILABLE WITH PURETECH PETROL
AND PLUG-IN HYBRID ENGINES

The best of all worlds, sports styling combined with outstanding levels of efficiency and specification.

Allure Premium Specification +

SAFETY AND SECURITY

- PEUGEOT SOS & Assistance
- Lane Position Assist (HIA 1.0)

COMFORT & CONVENIENCE

- 'Clean Cabin' Technology linked to automatic air conditioning (exterior/interior air quality monitoring)
- Heated steering wheel
- Driver Sport Pack - steering/accelerator/gearbox/digital engine sound (can be deactivated)
- Smart Electric Tailgate - foot operated with pedestrian detection

INTERIOR FEATURES

- Aluminium door and boot sill trims
- Ambient Lighting - choice of 8 colours
- Cabin stitch detailing in 'Adamite' green
- Frameless Electrochrome Interior Mirror
- Full grain leather steering wheel with 'Adamite' green stitching & 'GT' badging
- 'Fraxx knit' Tri-Material Alcantara® with 'Isabella' leather effect trim and 'Adamite' green stitching
- Interior roof lining 'Mistral' black
- Luxury Carpet Mats with 'Adamite' green stitching
- Sunvisors featuring concealable vanity mirrors with LED lighting

EXTERIOR FEATURES

- 19" 'Graphite' diamond cut alloy wheels
- 'GT' model designation badging (PureTech)
- PEUGEOT 'Lion' shield badging on front doors
- Front Grille with vertical body coloured accents

EXTERIOR LIGHTING AND VISIBILITY

- Ultra slim full matrix LED headlights with 5 lighting models
- Full 3D LED rear lights with PEUGEOT 'Claw effect' daytime running lights and 'welcome sequence'



19" 'Graphite' Alloy Wheel



NEW PEUGEOT 408 PRICE LIST



ALLURE
HYBRID

Engine	Fuel	HP	Titre Code	CO ₂ g/km*	Basic MRRP	VAT (£)	Total MRRP	On The Road Costs	On The Road MRRP	P11D Value (£)	HYBRID Electrical Range (EAER)>>	2022/23 BIK %
1.2L PureTech 130 EAT8 S&S 8-speed Efficient Automatic Transmission	Petrol	131	1PP6CBPM61T0A0B0 (408 ALL PT130A)	136	25,012.50	5,002.50	30,015.00	1,035.00	31,050.00	30,765.00	—	32
HYBRID 180 e-EAT8 8-speed Efficient Automatic Transmission	Hybrid	180	1PP6CBQR8AT0A0B0 (408 ALL HYB180A)	26	31,329.17	6,265.83	37,595.00	805.00	38,400.00	38,345.00	40	8
1.2L PureTech 130 EAT8 S&S 8-speed Efficient Automatic Transmission	Petrol	131	1PP6CBRM61T0A0B0 (408 ALLP PT130A)	136	25,950.00	5,190.00	31,140.00	1,035.00	32,175.00	31,890.00	—	32
HYBRID 180 e-EAT8 8-speed Efficient Automatic Transmission	Hybrid	180	1PP6CBSR8AT0A0B0 (408 ALLP HYB180A)	26	32,100.00	6,420.00	38,520.00	805.00	39,325.00	39,270.00	40	8
HYBRID 225 e-EAT8 8-speed Efficient Automatic Transmission	Hybrid	225	1PP6CBSR7AT0A0B0 (408 ALLP HYB225A)	26	33,266.67	6,653.33	39,920.00	805.00	40,725.00	40,670.00	40	8
1.2L PureTech 130 EAT8 S&S 8-speed Efficient Automatic Transmission	Petrol	131	1PP6CBTM61T0A0B0 (408 GT PT130A)	136	28,012.50	5,602.50	33,615.00	1,035.00	34,650.00	34,365.00	—	32
HYBRID 180 e-EAT8 8-speed Efficient Automatic Transmission	Hybrid	180	1PP6CBUR8AT0A0B0 (408 GT HYB180A)	26	34,162.50	6,832.50	40,995.00	805.00	41,800.00	41,745.00	40	8
HYBRID 225 e-EAT8 8-speed Efficient Automatic Transmission	Hybrid	225	1PP6CBUR7AT0A0B0 (408 GT HYB225A)	28	35,329.17	7,065.83	42,395.00	805.00	43,200.00	43,145.00	39	12



ALLURE PREMIUM
HYBRID



GT
HYBRID

CO₂ figures, P11D values, BIK% and MRRP pricing shown above are for a standard vehicle without any additional optional equipment. CO₂ figures are used to calculate Vehicle Excise Duty (VED) for the first registration of the vehicle as well as EAER range data and RDE2 compliance for BIK%. The addition of optional extras could increase the certified CO₂ emission output or modify the EAER range. This in turn may affect the amount of VED payable upon registration, and, for company car drivers, the amount of Benefit in Kind (BIK) tax payable.

*For further information on CO₂ and pricing for vehicles with optional equipment, please visit www.peugeot.co.uk and configure your chosen vehicle with your preferred options.

>>Plug-in Hybrid Electric Vehicle Range (EAER) for standard specification without factory fitted options. Factory fitted options may reduce electric vehicle range

Figures shown are for comparison purposes and should only be compared to the fuel consumption and CO₂ values of other cars tested to the same technical standard.

The fuel consumption achieved, and CO₂ produced, in real world conditions will depend upon a number of factors including, but not limited to: the accessories fitted (pre and post registration); variations in weather; driving styles and vehicle load. The WLTP (Worldwide Harmonised Light Vehicles Test Procedure) is used to measure fuel consumption and CO₂ figures.**'On the Road' MRRP includes registration plates and delivery to retailer (including VAT), 12 months' Vehicle Excise Duty and new vehicle registration fee of £55. Excludes fuel and insurance."

All information and prices correct at time of publication, but are subject to change at any time without prior notice (which may occur as a result of matters including, but not limited to, any changes in legislation and/or any changes by the government).

NEW PEUGEOT 408 REINVENTING THE DRIVING EXPERIENCE


PEUGEOT i-Cockpit®

10,0" Digital Instrument Panel

The PEUGEOT i-Cockpit® is part of PEUGEOT's DNA. The latest-generation in New PEUGEOT 408 features a compact multi-function steering wheel, fully customisable instrument panel with 10" digital display and 10" High Definition central touch-screen, offering high-quality ergonomics and technology.

Featuring a "high vent" architecture that places the air vents in front of occupants heads, the layout ensures the standard 10-inch central touchscreen, which is gently angled towards the driver, is within easy reach whilst naturally integrating into the dashboard.

The new PEUGEOT i-CONNECT Advanced infotainment system ensures the highest levels of connectivity, customisation, safety and ease of use.



Configurable 10.0" head-up digital instrument panel

Available as standard across the new PEUGEOT 408 range, this 10.0" 100% digital instrument panel can be customised to suit the driver's needs. As the panel is positioned higher, it is more within the driver's field of vision which can increase safety when compared to a conventional setup where the dials sit within the steering wheel.

The crisp and colourful graphics within the instrument panel can be adapted to give a variety of display modes some of which include:

- Connected Navigation
- Driving Aids
- Radio/Media
- Energy flow (Plug-in HYBRID)

In addition to the above a 'Personal' mode can also be configured, for optimum convenience.

On GT versions, the head-up digital instrument panel features 3D technology, projecting information in hologram form. The data is dynamic, being displayed closer to or further from the driver's eye as a function of importance or urgency, helping to increase reactivity.

NEW PEUGEOT 408 REINVENTING THE DRIVING EXPERIENCE

PEUGEOT i-Cockpit®

New compact multi-function steering wheel

The new compact multi-function steering wheel enhances every journey in new PEUGEOT 408. Out on the road the compact dimensions increase the visibility of the cars instruments whilst in the corners it provides heightened responses and improved agility.

The new compact multi-function steering wheel includes sensors which can detect the drivers grip on the steering wheel when using the driving aids such as Adaptive Cruise Control and Lane Position Assist.

The new compact multi-function steering wheel includes controls for the radio, media, volume, telephone, driving aids & voice recognition.

In addition, on GT versions a heating function ensures optimum driver comfort.



'Arch' design centre console

The strikingly designed 'arch' centre console conveniently places all dynamic controls next to the driver including:

Automatic Gear Selector complementing the PEUGEOT i-Cockpit® and featuring a compact ergonomic design, helping to free up space for generous storage. Operation is intuitive and smooth, and for the more exuberant driver a manual driving mode (M) is also available, gear changes can be performed seamlessly via the steering column mounted paddles. On HYbrid versions the manual driving mode is replaced with brake mode (B) for enhanced regenerative braking.

Engine Push Button Start illuminated and located for easy reach

Drive Mode Selector easily accessible enabling selection of an alternative drive mode on the move, for example 'Sport' mode or 'Electric' mode on HYbrid versions

Electric Handbrake Control conveniently located for manual 'override' of the automatic handbrake



10.0" high definition (HD) capacitive touchscreen

With crystal clear graphics, the 10.0" capacitive touchscreen houses several key technological features on the new PEUGEOT 408. Capacitive technology provides smartphone levels of responsiveness whilst multi-touch technology brings greater levels of functionality. In keeping with the PEUGEOT i-Cockpit® theme, the touchscreen is angled towards the driver.

The **virtual i-Toggles®** are a second touch-sensitive screen and located below the 10" touchscreen to create an 'open book' effect. Each i-Toggle is a virtual shortcut key which can be fully customised to your needs.

The new i-Connect® function ensures easy access to applications, activated by saying 'OK PEUGEOT' followed by your command.

On all versions, smartphones can be connected wirelessly for Android Auto or Apple Car Play™.

NEW PEUGEOT 408 REINVENTING THE DRIVING EXPERIENCE

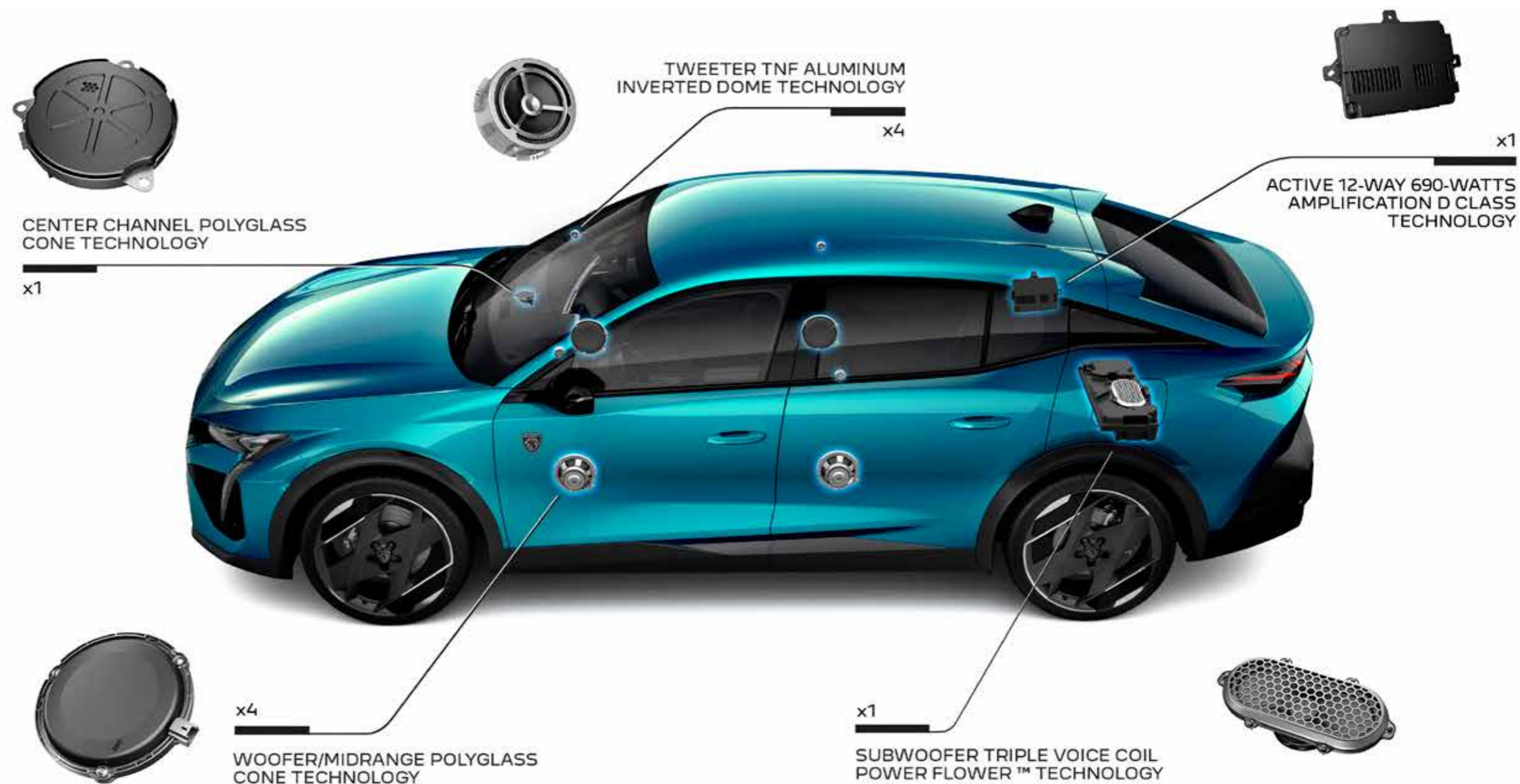
FOCAL® HI-FI PREMIUM SYSTEM

New FOCAL® Premium Hi-Fi System consists of 10 new generation speakers, a new subwoofer and reinforced amplification.

The 12-channel amplifier, 8 of which have been boosted delivers 690 watts of power.

The expertise of French partner Arkamys was used to optimise the onboard signal processing resulting is a submersive high quality audio experience.

Optional on GT.



NEW PEUGEOT 408 HIGH-END DESIGN

EXTERIOR STYLE

— THE SILHOUETTE OF NEW PEUGEOT 408 IS UNEXPECTED FROM EVERY ANGLE.

The striking shape of new PEUGEOT 408 is characterised by its dynamic inspirational Fastback stance. Its modern elegance makes it stand out on the road.

With ground clearance raised but height contained, its sporty design and fluid lines emphasise its aerodynamic qualities.



1. **Full LED technology** for exterior lighting including ultra-compact full Matrix LED headlights and instantly recognisable 'fang', accommodating the full LED daytime running lights and direction indicators
2. **'408'** designation features front and rear
3. Full LED lighting includes the **PEUGEOT 3-claw signature** at the rear, two interpretations of the 'claws' are available. GT versions benefit from a 3D design with specific claw-to-claw sequential 'welcome sequence' upon unlocking the vehicle
4. The **PEUGEOT shield** is proudly presented on the front doors of GT versions
5. Designed to direct air flow, the 'cat's ear' style **body coloured rear spoiler** optimises aerodynamics whilst creating a striking design detail
6. The **20" 'Monolithe' alloy wheel** geometric design creates a striking visual effect at low speed. New 'star' centre caps feature the PEUGEOT shield
7. **Sharp lines**, sculpted and faceted bodywork play with light, unexpected from every angle
8. Stylish **vertical design front grille** body coloured subtly merges into the body work whilst proudly presenting the PEUGEOT shield



NEW PEUGEOT 408 HIGH-END DESIGN

STYLE & PRACTICALITY



Full Matrix LED Headlight technology (Standard on GT)

The ultra-compact front lighting signature is decidedly contemporary and hi-tech. Combining elegance with strength, the front headlights mark the dynamism and identity of the new PEUGEOT 408.

This feature automatically adapts the headlight beams to the traffic conditions, maintaining optimal lighting without hindering other road users (such as oncoming vehicles or vehicles in front).

'Hands Free' Smart Electric Tailgate

The 'Hands Free' function allows the driver to open and close the boot easily by waving a foot under the rear bumper.

Conveniently, for easy passenger access to the boot, the smart electric tailgate can also be opened and closed from the drivers seat of the new PEUGEOT 408.



NEW PEUGEOT 408 EXPLORE THE RANGE

SAFETY TECHNOLOGY

The new PEUGEOT 408 is fitted with numerous driving and manoeuvring assistance systems to increase your comfort and safety.



Active Safety Brake System (Standard on all versions)

An intelligent autonomous braking system designed to avoid a collision or limit its severity by reducing the vehicle's speed. The system is triggered if the driver does not react quickly enough, by activating the vehicle's brakes.

Lane Keeping Assist (Standard on all versions)

A system that monitors longitudinal lane markings on the ground. If a deviation is detected across a lane marking, you are alerted by a flashing indicator on the digital instrument.

In addition as soon as the system identifies a risk of accidentally crossing one of the marking lines detected on the ground, the steering is gradually corrected to keep the vehicle in lane, at speeds of over 40mph. For further peace of mind, road edge detection is also included to reduce the likelihood of the vehicle leaving the road.

Long Range Blind Spot Detection (up to 75 meters) (Standard from Allure Premium)

Using lateral ultrasound sensors to cover areas out of your field of vision along with the windscreen mounted camera, an LED illuminates in either side door mirror to alert to the presence of a car, lorry, motorbike or bicycle in your blind spot. The system works when overtaking a slower vehicle or when overtaken by a faster vehicle.

NEW PEUGEOT 408 EXPLORE THE RANGE

SAFETY TECHNOLOGY (CONTINUED)

The new PEUGEOT 408 is fitted with numerous driving and manoeuvring assistance systems to increase your comfort and safety.



Adaptive Cruise Control with Stop & Go Function (Standard from Allure Premium)

The ACC Stop and Go system, which can be controlled via steering wheel mounted controls provides two key functions:

- Automatically maintains vehicle speed at the reference speed set by the driver
- Automatically adjusts vehicle speed to keep a safe distance from the vehicle in front, in line with the vehicle distance setting selected by the driver.

Lane Positioning Assist (Standard on GT)

This intelligent system positions the car centrally in the lane of travel, applying left and right trajectory corrections accordingly, whilst the adaptive cruise control maintains speed and distance from the traffic ahead.

Rear Cross Traffic Alert (Standard from Allure Premium)

For safe reversing this feature warns the driver about any obstacles that may be in the blind spot of the vehicle (cars, cyclists, motorbikes, etc) using the rear corner radars.

Night Vision (Optional on GT)

This **unique technology** in the C-segment identifies pedestrians and animals on the road at night.

Using the infrared camera in the grille, PEUGEOT Night Vision improves visibility, identifying pedestrians and animals over 50 cm tall at a distance of between 15m and 200m and alerts the driver up to 100m before the collision.

The digital cluster clearly displays the situation in front of the vehicle (in greyscale) for the driver. Moving sources of danger such as people and animals are overlined in yellow and then in red to warn the driver depending on the level of criticality.

NEW PEUGEOT 408 PLUG-IN HYBRID

ELECTRIC PLUG-IN HYBRID WITHOUT COMPROMISE

LIVE THE POWER OF CHOICE

Choice of Plug-in HYbrid

New PEUGEOT 408 is available with a choice of two Plug-In HYbrid powertrains:

- **HYbrid 180 e-EAT8** with efficient PureTech 150 hp engine combined with a 81kw electric motor engine
- **HYbrid 225 e-EAT8** with efficient PureTech 179 hp engine combined with a 81kw electric motor engine

The new PEUGEOT 408 plug-in HYBRID features the following key elements:

Powertrains

- Efficient Puretech 150 hp or 179 hp engines and 8-speed gearbox (e-EAT8) which accommodates the 81kw electric motor
- This efficient combination delivers a combined power output of either 180hp (110kW) or 225hp (132kW) for a lively and stimulating drive with immediate reactivity.

Battery

- Li-Ion 12.4kWh (102kW)

Warranty

- 8 year/100,000 mile (For 70% of original capacity)

EMP2 V3 platform

- The new EMP2 V3 platform has been developed to accommodate a range of petrol and electrified powertrains whilst preserving space on board and boot volume. Particular attention was given to weight reduction and balance to achieve a rewarding driving experience.

Charging

New PEUGEOT 408 Plug-in HYbrid versions are fitted with a 3.7kW on board charger and supplied with a 6m Mode 3 Type 2 cable for charging.

- A full charge can be achieved in 3 hour 25 mins when connected to a 7.4kW wallbox.
- The optional 7.4kWh on board charger reduces the charging time to 1hour 40 mins using a 7.4kW wallbox.
- Charging is also possible using a Domestic (AC) 2.3kW supply from a regular 3-pin plug socket. A full charge can be achieved in 5 hours 30 minutes using an accessory charging cable available via a PEUGEOT Retailer.

A wall box at home is recommended for your everyday convenient charging solution.

To manage the charging start time, a deferred charging function is available to avail of off peak tariffs for example.

3 driving modes

- New PEUGEOT 408 plug-in HYbrid versions feature a drive mode selector on the centre console offering a choice of 3 driving modes:
 - **HYbrid** - alternation of electric and internal combustion engine driving to optimise efficiency
 - **Electric** - 100% electric driving
 - **Sport** - uses all of the power of internal combustion and electric engines for maximum performance



NEW PEUGEOT 408 PLUG-IN HYBRID ELECTRIC PLUG-IN HYBRID WITHOUT COMPROMISE

LIVE THE POWER OF CHOICE



PLUG-IN HYBRID SERVICES

MyPeugeot App

Charge management Control, plan, launch and check the vehicle's charge status remotely.

Cabin pre-conditioning Remotely plan and control the heating or cooling of the cabin prior to departure, ensuring optimum comfort and efficiency.

Pedestrian Horn

New PEUGEOT 408 plug-in Hybrid versions are fitted with a pedestrian horn, alerting pedestrians that the vehicle is approaching, when driving in Electric mode (100% electric driving). The pedestrian horn operates once the vehicle is moving at speeds up to 19mph in forward and reverse gear.

Energy Application

Accessed via the central touchscreen the energy application provides access to information and functions for the Hybrid powertrain including:

Energy Flow showing the operation of the rechargeable hybrid system in real time.

Statistics showing electrical energy and fuel consumption statistics.

Charging to enable the programming and activation of deferred charging.

e-Save to save or regenerate all or part of the battery for later during a journey, for example an urban area. The electric range to be reserved can be set to 6 miles, 12 miles, or maximum range.

PLUG-IN HYBRID STYLING

The new PEUGEOT 408 plug-in Hybrid includes some exclusive touches:

Distinctive exterior Hybrid badging.

Specific Hybrid graphics and animations available on the digital instrument panel and central touchscreen enabling access to key information on the move.




Option to specify 20" 'Monolithe' alloy wheels featuring a geometric design, which creates a striking visual effect at low speeds.



NEW PEUGEOT 408

CHOOSE YOUR OPTIONS (1/2)

KEY: ● STANDARD ○ OPTIONAL — UNAVAILABLE

	OPTION CODE	 ALLURE	 ALLURE PREMIUM	 GT	Basic RRP £ Excluding VAT	VAT @ 20%	Total MRRP £ Including VAT
PAINT							
Metallic Paint - Obsession Blue	M0DP	●	●	●	0.00	0.00	0.00
Metallic Paint - Nera Black (M09V), Cumulus Grey (M0F4), Titane Grey (M01J)	—	○	○	○	479.17	95.83	575.00
Varnish Paint - Elixir Red	M5VH	○	○	○	604.17	120.83	725.00
Pearlescent Paint - Pearlescent White	M6N9	○	○	○	604.17	120.83	725.00
SAFETY AND SECURITY							
Night Vision	N101	—	—	○	1,083.33	216.67	1,300.00
360° Vision including 4 digital cameras	1G18	—	○	○	375.00	75.00	450.00
COMFORT AND CONVENIENCE							
Heated Steering Wheel	I301	—	○	●	125.00	25.00	150.00
FOCAL® Premium HiFi	6F04	—	—	○	500.00	100.00	600.00
7.4 kW Monophase Onboard Charger (HYbrid versions)	LZ02	○	○	○	333.33	66.67	400.00
EXTERIOR FEATURES							
20" 'Monolithe' Alloy Wheels - Diamond Cut, Matt Onyx Black (HYbrid versions)	ZHXZ	—	—	○	250.00	50.00	300.00
Tow bar: manually retractable with 13-pin harness and TSM (trailer sway mitigation) system includes upgraded cooling system on 1.2L PureTech 130 EAT8	AQ05	○	○	○	658.33	131.67	790.00
Cielo Panoramic Opening Spoiler Sunroof - tinted with manual interior blind	TC07	—	—	○	750.00	150.00	900.00

NEW PEUGEOT 408

CHOOSE YOUR OPTIONS (2/2)

KEY: ● STANDARD ○ OPTIONAL — UNAVAILABLE

OPTION CODE



ALLURE



ALLURE PREMIUM



GT

Basic RRP £
Excluding VAT

VAT @ 20%

Total MRRP £
Including VAT

INTERIOR FEATURES

Driver & Passenger Seat Pack

- **Driver & Passenger Seats:** Heated with Massage function (seat heating with 3 programmes and 8 pocket pneumatic massage system with 5 programmes)
- **Driver's Seat:** AGR* certified, 10 way electric adjustment (with memory and 'welcome movement') for height, slide, backrest angle, 4-way lumbar and seat angle. Manual adjustment of 'cushion nose'
- **Passenger Seat:** 6 way electric adjustment for height, slide, backrest angle, 4-way lumbar

*AGR – Aktion für Gesunder Rücken

Blue 'Naboo' Nappa leather (includes 'Driver & Passenger Seat Pack')

Black 'Mistral' Nappa leather (includes 'Driver & Passenger Seat Pack')

CONNECTED 3D NAVIGATION SUBSCRIPTIONS

Connected Navigation subscription – 3 years*^

SpeedCam / Danger Zones subscription – 3 years*^

OPTION CODE	ALLURE	ALLURE PREMIUM	GT	Basic RRP £ Excluding VAT	VAT @ 20%	Total MRRP £ Including VAT
WAGG	—	—	○	916.67	183.33	1,100.00
DAFX	—	—	○	1,916.67	383.33	2,300.00
4HFX	—	—	○	1,916.67	383.33	2,300.00
Included	●	●	●	0.00	0.00	0.00
Included	●	●	●	0.00	0.00	0.00

* Additional terms and conditions apply to connected services, including customer acceptance of location sharing prior to activation.

^ Subject to subscription – after you have taken delivery of your vehicle, please subscribe on: <https://services-store.peugeot.co.uk>

** Only available without Focal Premium Hifi Option

*** Only standard on 308 Hatch GT Premium - Optional on 308 SW GT Premium

NEW PEUGEOT 408 EQUIPMENT (1/5)

KEY:

- STANDARD
- OPTIONAL
- UNAVAILABLE



ALLURE



ALLURE PREMIUM



GT



ALLURE



ALLURE PREMIUM



GT

SAFETY AND SECURITY

ABS (Anti-lock Braking System) with EBD (Electronic Braking Distribution) and EBA (Emergency Braking Assistance)	●	●	●
Airbags: Adaptive driver and front passenger airbags (includes passenger airbag deactivation function)	●	●	●
Airbags: Driver and front passenger side airbag, front and rear curtain airbags	●	●	●
Alarm - Perimeter, Volumetric and Anti-lift	●	●	●
Anti-theft wheel bolts	●	●	●
Automatic door locking when moving off	●	●	●
Automatic hazard light activation upon heavy brake application	●	●	●
Automatic Post-Collision Braking System	●	●	●
AVAS: Acoustic Vehicle Alerting System. Generates a sound when travelling at low speed, audible outside the vehicle for pedestrian safety (HYbrid versions)	●	●	●
Child locking functionality on rear doors (manual activation)	●	●	●
Deadlocking	●	●	●
Electronic code immobiliser	●	●	●
ESP (Electronic Stability Programme) with Hill Start Assist	●	●	●
Front optimised safety headrests and rear retractable headrests (x3), height-adjustable.	●	●	●
Front three-point retractable seatbelts, with force limiters	●	●	●
Front and rear disc brakes	●	●	●
Isofix child seat fittings (x2) in the second row	●	●	●

SAFETY AND SECURITY

Intelligent Speed Adaption	●	●	●
PEUGEOT Connect SOS and Assistance	—	—	●
Programmable cruise control and speed limiter	●	●	●
Drive Assist Pack Plus - Rear Cross Traffic Alert, Adaptive Cruise Control with Stop & Go function & long range Blind Spot Detection	—	●	●
Lane Keeping Assist	●	●	●
Lane Position Assist	—	—	●
Speed limit recognition and recommendation	●	●	●
Active Safety Brake (pedestrians)	●	—	—
Active Safety Brake (Night function, cyclists, pedestrians)	● (HYbrid)	●	●
Driver attention warning	●	●	●
Seatbelt unfastened on the move audible and visual alert for front and rear seats	●	●	●
Space saver spare wheel preparation (PureTech only)	○	○	○
18" Space-Saver Spare Wheel (PureTech only) - Retailer supplied	○	○	○
Puncture tyre repair & inflation kit	●	●	●
Tyre under-inflation monitoring and detection (indirect) with visual indicator and warning sound	●	●	●
Exterior temperature indicator with ice warning	●	●	●

NEW PEUGEOT 408 EQUIPMENT (2/5)

KEY:

- STANDARD
- OPTIONAL
- UNAVAILABLE



ALLURE ALLURE PREMIUM GT

COMFORT AND CONVENIENCE

	ALLURE	ALLURE PREMIUM	GT
Automatic air conditioning (Dual Zone) with AQS 3 (Air Quality System)	●	●	●
Air Purification System 'Clean Cabin'	—	—	●
Centre console with 2 cup holders	●	●	●
Central front armrest with storage compartment	●	●	●
Driver Sport Pack: - Personalised colour theme for digital display, Sport adjustment to the steering and accelerator pedal, digital engine sound	—	—	●
Electric, heated and power folding door mirrors with courtesy approach lighting	●	●	●
Heated steering wheel	—	○	●
Electrochrome rear view mirror	●	●	—
Frameless Electrochrome rear view mirror	—	—	●
Electric parking brake	●	●	●
Laminated front windows	—	●	●
3.7 kW monophasic on board charger (HYbrid versions)	●	●	●
7.4 kW monophasic on board charger (HYbrid versions)	○	○	○
Mode 3 type 2 cable for Wallbox charging (HYbrid versions)	●	●	●
e-remote Control for charge management and cabin pre-conditioning (HYbrid versions)	●	●	●
Steering Wheel Mounted Gearchange Paddles	●	●	●
Electric power steering with reach and rake manual adjustable steering column	●	●	●
Smart electric tailgate - with foot sensor and pedestrian detection	—	—	●



ALLURE ALLURE PREMIUM GT

	ALLURE	ALLURE PREMIUM	GT
Multifunction trip computer	●	●	●
One-touch electric front and rear windows with pinch protection	●	●	●
Parking sensors - rear	●	—	—
Parking sensors - front & rear	—	●	●
Visio Park 1: 180° Colour Reversing Camera with Wash System	●	●	●
360° Vision including 4 digital cameras	—	○	○
PEUGEOT i-Cockpit®: compact steering wheel	●	●	●
PEUGEOT i-Cockpit®: 10.0" HD colour touchscreen	●	●	●
PEUGEOT i-Cockpit®: 10" digital customisable instrument panel display	●	●	—
PEUGEOT i-Cockpit®: 10" 3D digital customisable instrument panel display	—	—	●
PEUGEOT i-Cockpit®: PEUGEOT configurable i-Toggles®	●	●	●
Drive mode selector - Eco / Normal / Sport (PureTech versions)	●	●	●
Drive mode selector - Electric / HYbrid / Sport mode (HYbrid versions)	●	●	●
Push button start	●	●	●
PEUGEOT Open & Go System (keyless entry with proximity)	—	●	●
Tailgate with heated rear windscreen	●	●	●
Dark tinted rear side and tailgate windows	●	●	●

NEW PEUGEOT 408 EQUIPMENT (3/5)

KEY:

- STANDARD
- OPTIONAL
- UNAVAILABLE



ALLURE



ALLURE PREMIUM



GT

INTERIOR FEATURES

	ALLURE	ALLURE PREMIUM	GT
Ambient lighting linked to drive mode (door panels)	●	●	—
8-colour personalisable ambient lighting (door panels)	—	—	●
Compact Automatic Gear Selector	●	●	●
Aluminium pedals	—	—	●
Multi-function split leather steering wheel	●	●	—
Multi-function full grain leather steering wheel with 'Adamite' green stitching, chrome detailing & GT badging	—	—	●
Aluminium door sills and boot sill	—	—	●
Luxury Carpet Mats with 'Adamite' green stitching	—	—	●
Roof lining - 'GEDE Jersey' light grey	●	●	—
Roof lining - 'FORUM Jersey' 'Mistral' black	—	—	●
Seating: 1/3, 2/3 folding rear seats	●	●	●
Seating: 1/3 2/3 'Magic Flat' folding rear seats with controls located in the boot	—	—	●



ALLURE



ALLURE PREMIUM



GT

	ALLURE	ALLURE PREMIUM	GT
Seating: Rear Central Armrest with cupholders and ski hatch	●	●	●
Seating: 'Dynamic' front seats	●	●	●
Seating: Driver and Passenger manual adjustment for height, slide and backrest angle	●	●	●
Seating: Driver manual adjustment for lumbar	●	●	●
Seating: 'Seat Pack'			
— Driver & Passenger: Heating with Massage functions (3-stage seat heating, 8 pocket pneumatic massage system with 5 programmes)			
— Driver: AGR seat, 10 way electric adjustment with memory and 'welcome movement' for height, slide, backrest angle, 4-way lumbar and seat angle. Manual adjustment of 'cushion nose'	—	—	○
— Passenger: 6 way electric adjustment for height, slide, backrest angle, 4-way lumbar.			
Seating: 'Fractil' embossed fabric with 'Isabella' leather effect trim	●	●	—
Seating: 'Fraxx knit' Tri-Material Alcantara® with 'Isabella' leather effect trim	—	—	●
Seating: Blue 'Naboo' Nappa leather (includes 'Seat Pack', see above)	—	—	○
Seating: Black 'Mistral' Nappa leather (includes 'Seat Pack', see above)	—	—	○

NEW PEUGEOT 408 EQUIPMENT (4/5)

KEY:

- STANDARD
- OPTIONAL
- UNAVAILABLE



ALLURE ALLURE PREMIUM GT

EXTERIOR FEATURES

	ALLURE	ALLURE PREMIUM	GT
Body colour exterior door handles	●	●	●
Body colour 'cat's ear' rear spoiler	●	●	●
Gloss black door mirror shells	●	●	●
Gloss black B pillar	●	●	●
Gloss black rear cluster connecting strip	●	●	●
Gloss black waistbelt (window weather strips)	—	●	●
'GT' badging on tailgate (PureTech130 EAT8 only)	—	—	●
PEUGEOT Shield on front doors	—	—	●
'HYbrid' badging	●	●	●
'408' model designation badges front and rear	●	●	●
Rear bumper in grained black finish	●	●	●



ALLURE ALLURE PREMIUM GT

	ALLURE	ALLURE PREMIUM	GT
Front grille with horizontal chrome accents	●	●	—
Front grille with vertical body colour accents	—	—	●
Alloy Wheel 'star' centre cap	●	●	●
17" 'Silex' alloy wheels in Anthra Grey Gloss	●	—	—
19" 'Jaspe' diamond cut alloy wheel in Onyx Black Gloss (excluding HYbrid 225)	—	●	—
19" 'Graphite' diamond cut alloy wheels in Oxyx Black Gloss (HYbrid 225 only)	—	●	—
19" 'Graphite' diamond cut alloy wheels in Oxyx Black Gloss	—	—	●
20" 'Monolithe' diamond cut alloy wheels in Matt Onyx Black (HYbrid only)	—	—	○
Cielo Panoramic Opening Spoiler Sunroof - tinted with manual interior blind	—	—	○
Tow bar: manually retractable with 13-pin harness and TSM (trailer sway mitigation) system	○	○	○

NEW PEUGEOT 408 EQUIPMENT (5/5)

KEY:

- STANDARD
- OPTIONAL
- UNAVAILABLE



ALLURE ALLURE PREMIUM GT

LIGHTING AND VISIBILITY

	ALLURE	ALLURE PREMIUM	GT
EcoLED Headlights (with electric manual adjustment)	●	●	—
Full Matrix LED headlights (with automatic beam adjustment)	—	—	●
PEUGEOT signature LED front daytime running lights incorporating indicators	●	●	●
LED side repeating indicators integrated into door mirrors	●	●	●
Rear numberplate LED lights (x2)	●	●	●
Rear full LED PEUGEOT signature 'Claw Effect' lights (with daylight function)	●	●	—
Rear full LED 3D PEUGEOT signature 'Claw Effect' lights (with daylight function and sequential 'welcome sequence' upon unlocking the vehicle)	—	—	●
Rear reversing lights	●	●	●
High Beam Assist	●	●	—
Visibility pack: automatic lights	●	●	●
Visibility pack: automatic windscreen wipers with 'magic wash' and 5 level 'wiping intensity control'	●	●	●
Visibility pack: 'follow me home' headlights	●	●	●
Night Vision	—	—	○



ALLURE ALLURE PREMIUM GT

IN CAR ENTERTAINMENT

	ALLURE	ALLURE PREMIUM	GT
12 V socket	●	●	●
Antenna - roof mounted styled 'fin'	●	●	●
Bluetooth® telephone facility with connection for up to two phones	●	●	●
DAB Radio (Digital Audio Broadcasting)	●	●	●
Driver's Profile Setting - available up to 8 drivers	●	●	●
High Performance Loudspeakers including 4 woofers (165mm) in doors and 2 tweeters (25mm) in A-pillars	●	●	●
Focal® Premium HiFi System - 10 new generation speakers, 12 channel amplifier system, 690W with 4 tweeters, 4 woofers, 1 central speaker and 1 sub-woofer	—	—	○
PEUGEOT configurable i-Toggles®	●	●	●
PEUGEOT i-Connect® Advanced - 'Over the air' updates	●	●	●
PEUGEOT i-Connect® Advanced - Connected Navigation with TomTom live updates and Speedcam alerts (3 year subscription)*^ AM/FM bi-tuner, DAB, Wi-Fi, Bluetooth, Mirror Screen (with Apple Carplay and Android Auto)	●	●	●
USB-C Socket (x2) front (1 in central storage for data & charge, 1 in armrest for charge only)	●	●	●
USB-C Socket (x2) rear	●	●	●
Wireless connection for Android Auto / Apple Car Play™	●	●	●

*Additional terms and conditions apply to connected services, including customer acceptance of location sharing prior to activation.

^Subject to subscription – after you have taken delivery of your vehicle, please subscribe on: <https://services-store.peugeot.co.uk/>

NEW PEUGEOT 408 PAINT

KEY: ● STANDARD ○ OPTIONAL — UNAVAILABLE

OPTION CODE

ALLURE

ALLURE PREMIUM

GT

METALLIC PAINT

	OPTION CODE	ALLURE	ALLURE PREMIUM	GT
Obsession Blue	M0DP	●	●	●
Cumulus Grey	M0F4	○	○	—
Titane Grey	M01J	○	○	○
Nera Black	M09V	○	○	○

VARNISH PAINT

	OPTION CODE	ALLURE	ALLURE PREMIUM	GT
Elixir Red	M5VH	○	○	○

PEARLESCENT PAINT

	OPTION CODE	ALLURE	ALLURE PREMIUM	GT
Pearlescent White	M6N9	○	○	○



Obsession Blue



Cumulus Grey



Titane Grey



Nera Black



Elixir Red



Pearlescent White

NEW PEUGEOT 408

UPHOLSTERY OPTIONS

KEY: ● STANDARD ○ OPTIONAL — UNAVAILABLE

ALLURE & ALLURE PREMIUM

GT


GT

UPHOLSTERY OPTIONS

	ALLURE & ALLURE PREMIUM	GT	GT	GT
Upholstery	'Fractil' embossed fabric with 'Isabella' leather effect trim	'Fraxx knit' Tri-Material Alcantara® with 'Isabella' leather effect trim	Black 'Mistral' Nappa Leather	Blue 'Naboo' Nappa Leather
Trim code	U3FX	DBFX	4HFX	DAFX
Top-stitching	'Mint' green	'Adamite' green	'Tramontane' grey	'Naboo' blue
PEUGEOT Shield embossed front head restraints	—	—	●	●
Seat trim availability	●	●	○	○



Allure & Allure Premium - 'Fractil' embossed fabric



GT - 'Fraxx knit' Tri-Material Alcantara®



GT - Optional Black 'Mistral' Nappa Leather



GT - Optional Blue 'Naboo' Nappa Leather

NEW PEUGEOT 408 WHEELS

KEY: ● STANDARD ○ OPTIONAL — UNAVAILABLE

	Option Code	ALLURE	ALLURE PREMIUM	GT
17" 'Silex' Alloy Wheels Anthra Grey Gloss Star Centre Cap - Anthra Grey Gloss	ZHX2	●	—	—
19" 'Jaspe' Diamond Cut Alloy Wheels Diamond Cut & Onyx Black Gloss Star Centre Cap - Orbital Black	ZHX5	—	● (excluding HYbrid 225)	—
19" 'Graphite' Diamond Cut Alloy Wheels Diamond Cut & Onyx Black Gloss Matt Onyx Black Inserts Star Centre Cap - Orbital Black	ZHX8	—	● (HYbrid 225)	●
20" 'Monolithe' Diamond Cut Alloy Wheels Diamond Cut & Matt Onyx Black Gloss Onyx Black Inserts Star Centre Cap - Orbital Black	ZHXZ	—	—	○ (HYbrid 180/225)



17" 'Silex'



19" 'Jaspe'



19" 'Graphite'



20" 'Monolithe'

NEW PEUGEOT 408

TECHNICAL SPECIFICATION (1/2)

KEY:

- STANDARD
- UNAVAILABLE

PETROL

1.2L PureTech 130 EAT8 S&S 8-speed automatic

DRIVETRAIN

Fuel type	Petrol
Stop and Start functionality	●
Cubic capacity (cc)	1199
Maximum power hp (Kw)	131 (96) @ 5500
Maximum torque lb/ft (Nm)	170 (230) @ 1750
Transmission - 8-speed automatic	●
Service Schedule	12,500 / 1 Year

BRAKES

Front and rear discs	304MM / 268MM
----------------------	---------------

SUSPENSIONS AND TYRES

Front suspension	Pseudo MacPherson
Rear suspension	Twist Beam Axle
Size - 17" tyres	Goodyear - 215/65 R17 99V - A class
Size - 19" tyres	Michelin - 205/55 R19 97V - A class

REGULATED EMISSIONS

Carbon monoxide (mg/km)	392.4
Total hydrocarbons (mg/km)	20.5
Nitrogen Oxides (mg/km)	40
Particulate Matter (mg/km)	0.25

The fuel consumption achieved, and CO2 produced, in real world conditions will depend upon a number of factors including, but not limited to: the accessories fitted (pre and post registration); variations in weather; driving styles and vehicle load. The WLTP (Worldwide Harmonised Light Vehicles Test Procedure) is used to measure fuel consumption and CO2 figures.

Figures shown are for comparison purposes and should only be compared to the fuel consumption and CO2 values of other cars tested to the same technical standard.

^ 'LOW': Low speed city driving, representative of city centre driving, maximum 35mph.

^^ 'MEDIUM': Medium speed town driving, representative of town or suburban driving, maximum 50mph.

^^^ 'HIGH': High speed rural driving, representative of A-road or dual carriageway driving, maximum 60mph.

^* 'EXTRA HIGH': Extra High speed motorway driving, representative of a typical European motorway, maximum 81mph.

^^^* 'COMBINED': A mixed journey average of all elements.

Figures quoted reflect a range of configurations (including non-UK market vehicles) and are subject to changes resulting from ongoing product development, range evolutions, testing and evaluations.



NEW PEUGEOT 408

TECHNICAL SPECIFICATION (2/2)

KEY:

— UNAVAILABLE

PETROL

1.2L PureTech 130 EAT8 S&S 8-speed automatic

PERFORMANCE INFORMATION

Maximum speed (mph)	130
Acceleration 0-62 mph driver only (sec)	10.4

FUEL CONSUMPTION INFORMATION (WLTP V. Low / V. High Fuel Consumption)

Fuel Consumption: Low MPG (litres/100km) [^]	35.7 (7.9) - 39.9 (7.1)
Fuel Consumption: Medium MPG (litres/100km) ^{^^}	41.4 (6.8) - 47.5 (5.9)
Fuel Consumption: High MPG (litres/100km) ^{^^^}	47.1 (6.0) - 55.5 (5.1)
Fuel Consumption: Extra High MPG (litres/100km) ^{^^*}	38.6 (7.3) - 46.8 (6.0)
Fuel Consumption: Combined MPG (litres/100km) ^{^^^*}	41.0 (6.9) - 48.1 (5.9)
Carbon Dioxide (CO2) emissions Combined (g/km) ^{**}	133 - 156

VEHICLE WEIGHT INFORMATION (KG)

Gross vehicle weight	1920
Mass in service	1512
Kerb weight	1392
Gross train weight	3120
Maximum braked trailer weight	1200
Maximum tow ball weight	70

INSURANCE CODES

Allure	TBC
Allure Premium	TBC
GT	TBC

The fuel consumption achieved, and CO2 produced, in real world conditions will depend upon a number of factors including, but not limited to: the accessories fitted (pre and post registration); variations in weather; driving styles and vehicle load. The WLTP (Worldwide Harmonised Light Vehicles Test Procedure) is used to measure fuel consumption and CO2 figures.

Figures shown are for comparison purposes and should only be compared to the fuel consumption and CO2 values of other cars tested to the same technical standard.

[^] 'LOW': Low speed city driving, representative of city centre driving, maximum 35mph.

^{^^} 'MEDIUM': Medium speed town driving, representative of town or suburban driving, maximum 50mph.

^{^^^} 'HIGH': High speed rural driving, representative of A-road or dual carriageway driving, maximum 60mph.

^{^^*} 'EXTRA HIGH': Extra High speed motorway driving, representative of a typical European motorway, maximum 81mph.

^{^^^*} 'COMBINED': A mixed journey average of all elements.

Figures quoted reflect a range of configurations (including non-UK market vehicles) and are subject to changes resulting from ongoing product development, range evolutions, testing and evaluations.



NEW PEUGEOT 408

PLUG-IN HYBRID TECHNICAL SPECIFICATION (1/3)

KEY:

- STANDARD
- UNAVAILABLE

	HYBRID	
	HYBRID 180 e-EAT8 8-speed Efficient Automatic Transmission	HYBRID 225 e-EAT8 8-speed Efficient Automatic Transmission
PETROL ENGINE		
Cubic capacity (cc)	1598	1598
Maximum power hp (kW)	150 (110) @4250	179 (132) @ 6000
Maximum torque lb/ft (Nm)	184 (250) @ 1750	184 (250) @ 1750
Injection Type	Direct	Direct
Service Interval	18,750 / 1 Year	18,750 / 1 Year
ELECTRIC MOTOR		
Electric motor (integrated with the e-EAT8 gearbox)	1 at the front	1 at the front
Maximum power hp (kW)	110.4 (81) @ 2500	110.4 (81) @ 2500
Maximum torque lb/ft (Nm)	236 (320) @ 500 – 2500	236 (320) @ 500 - 2500
Battery	Li-ion	Li-ion
Battery Warranty	8 year/100,000 mile traction battery warranty	8 year/100,000 mile traction battery warranty
Battery Capacity (kWh) / Battery Power (kW)	12.4 / 102	12.4 / 102
Electric Range WLTP 'COMBINED' cycle (miles)	TBC-TBC	37.3 - 41.6
Electric Range WLTP 'CITY' cycle (miles)	TBC-TBC	41.6 - 48.5
Equivalent All Electric Range – EAER (miles)*	40	39-40
On Board Charger (kW)	3.7kW as standard / 7.4kW as option	3.7kW as standard / 7.4kW as option
COMBINED PERFORMANCE		
Combined Maximum power hp (kW)	180 (133)	225 (165)
Combined Maximum torque lb/ft (Nm)	266 (360)	266 (360)

The fuel consumption or electric range achieved, and CO2 produced (where applicable), in real world conditions will depend upon a number of factors including, but not limited to: the accessories fitted (pre and post registration); the starting charge of the battery; variations in weather; driving styles and vehicle load.

The WLTP (Worldwide Harmonised Light Vehicles Test Procedure) is used to measure fuel consumption, electric range and CO2 figures.

Figures shown are for comparison purposes and should only be compared to the fuel consumption, electric range and CO2 values of other cars tested to the same technical standard.

[^] 'LOW': Low speed city driving, representative of city centre driving, maximum 35mph.

^{^^} 'MEDIUM': Medium speed town driving, representative of town or suburban driving, maximum 50mph.

^{^^^} 'HIGH': High speed rural driving, representative of A-road or dual carriageway driving, maximum 60mph.

^{^*} 'EXTRA HIGH': Extra High speed motorway driving, representative of a typical European motorway, maximum 81mph.

^{^^^*} 'COMBINED': A mixed journey average of all elements.

Figures quoted reflect a range of configurations (including non-UK market vehicles) and are subject to changes resulting from ongoing product development, range evolutions, testing and evaluations.

*Please note: The EAER, Equivalent All Electric Range, is for business tax calculations only and does not represent the actual range attainable by the vehicle.



NEW PEUGEOT 408

PLUG-IN HYBRID TECHNICAL SPECIFICATION (2/3)

KEY:

- STANDARD
- UNAVAILABLE

HYBRID	
HYBRID 180 e-EAT8 8-speed Efficient Automatic Transmission	HYBRID 225 e-EAT8 8-speed Efficient Automatic Transmission

TRANSMISSION

Type	Automatic, Front wheel drive	Automatic, Front wheel drive
Number of gears	8	8

VEHICLE WEIGHT INFORMATION (KG)

Gross vehicle weight	TBC	2220
Mass in service	TBC	1825
Kerb weight	1696	1706
Gross train weight	TBC	3620
Maximum braked trailer weight	TBC	1400
Maximum tow ball weight	TBC	70

PERFORMANCE (driver only) INFORMATION

Maximum speed in Sport mode / Electric (mph)	140	145
Acceleration 0-62 mph driver only (sec)	8.1	7.8

FUEL CONSUMPTION INFORMATION (WLTP V. Low / V. High Fuel Consumption)

Fuel Consumption: Combined MPG (litres/100km) ^{^^}	TBC	211.3 (1.3) - 269.5 (1.0)
Carbon Dioxide (CO2) emissions Combined (g/km)	TBC - TBC	24 - 30

The fuel consumption or electric range achieved, and CO2 produced (where applicable), in real world conditions will depend upon a number of factors including, but not limited to: the accessories fitted (pre and post registration); the starting charge of the battery; variations in weather; driving styles and vehicle load.

The WLTP (Worldwide Harmonised Light Vehicles Test Procedure) is used to measure fuel consumption, electric range and CO2 figures.

Figures shown are for comparison purposes and should only be compared to the fuel consumption, electric range and CO2 values of other cars tested to the same technical standard.

[^] 'LOW': Low speed city driving, representative of city centre driving, maximum 35mph.

^{^^} 'MEDIUM': Medium speed town driving, representative of town or suburban driving, maximum 50mph.

^{^^^} 'HIGH': High speed rural driving, representative of A-road or dual carriageway driving, maximum 60mph.

^{^^*} 'EXTRA HIGH': Extra High speed motorway driving, representative of a typical European motorway, maximum 81mph.

^{^^^*} 'COMBINED': A mixed journey average of all elements.

Figures quoted reflect a range of configurations (including non-UK market vehicles) and are subject to changes resulting from ongoing product development, range evolutions, testing and evaluations.

*Please note: The EAER, Equivalent All Electric Range, is for business tax calculations only and does not represent the actual range attainable by the vehicle.



NEW PEUGEOT 408

PLUG-IN HYBRID TECHNICAL SPECIFICATION (3/3)

KEY:

- STANDARD
- UNAVAILABLE

HYBRID	
HYBRID 180 e-EAT8 8-speed Efficient Automatic Transmission	HYBRID 225 e-EAT8 8-speed Efficient Automatic Transmission

REGULATED EMISSIONS

Carbon monoxide (mg/km)	TBC	169
Total hydrocarbons (mg/km)	TBC	9.8
Nitrogen Oxides (mg/km)	TBC	3.8
Particulate Matter (mg/km)	TBC	0.23

BRAKES

Front and rear discs	Front: 330mm / Rear: 290mm	Front: 330mm / Rear: 290mm
----------------------	----------------------------	----------------------------

SUSPENSION AND TYRES

Front suspension	Pseudo MacPherson	Pseudo MacPherson
Rear suspension	Twist Beam Axle	Twist Beam Axle
Size - 17" tyres	Goodyear - 215/65 R17 99V - A class	—
Size - 19" tyres	Michelin - 205/55 R19 97V - A class	Michelin - 205/55 R19 97V - A class
Size - 20" tyres	Goodyear - 245/40 R20 99V XL - A class	Goodyear - 245/40 R20 99V XL - A class

INSURANCE CODES

Allure	TBC	—
Allure Premium	TBC	TBC
GT	TBC	TBC

The fuel consumption or electric range achieved, and CO2 produced (where applicable), in real world conditions will depend upon a number of factors including, but not limited to: the accessories fitted (pre and post registration); the starting charge of the battery; variations in weather; driving styles and vehicle load.

The WLTP (Worldwide Harmonised Light Vehicles Test Procedure) is used to measure fuel consumption, electric range and CO2 figures.

Figures shown are for comparison purposes and should only be compared to the fuel consumption, electric range and CO2 values of other cars tested to the same technical standard.

[^] 'LOW': Low speed city driving, representative of city centre driving, maximum 35mph.

^{^^} 'MEDIUM': Medium speed town driving, representative of town or suburban driving, maximum 50mph.

^{^^^} 'HIGH': High speed rural driving, representative of A-road or dual carriageway driving, maximum 60mph.

^{^*} 'EXTRA HIGH': Extra High speed motorway driving, representative of a typical European motorway, maximum 81mph.

^{^*^} 'COMBINED': A mixed journey average of all elements.

Figures quoted reflect a range of configurations (including non-UK market vehicles) and are subject to changes resulting from ongoing product development, range evolutions, testing and evaluations.

*Please note: The EAER, Equivalent All Electric Range, is for business tax calculations only and does not represent the actual range attainable by the vehicle.



NEW PEUGEOT 408

EXTERNAL DIMENSIONS

Length (mm)	4687
Width (mm)	2062
Height (mm)	1478
Wheelbase (mm)	2787
Front / rear overhang (mm)	904/996
Front / rear track width (mm)	1589/1604

EXTERNAL DIMENSIONS FOR PARKING

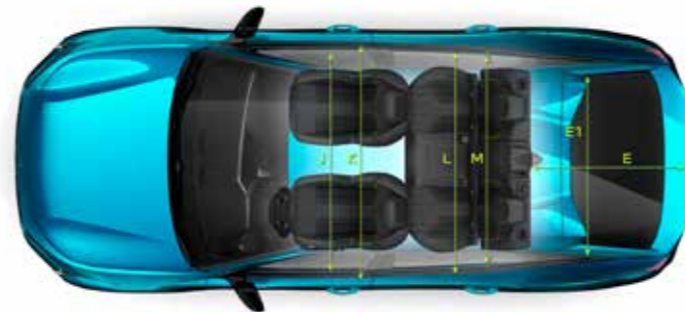
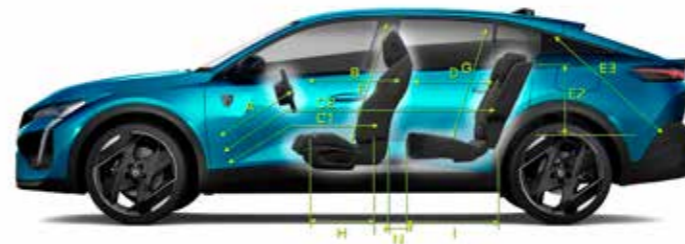


Width with front / rear doors open (mm)	3650/3528
Width with door mirrors open / folded (mm)	2062/1859

INTERNAL DIMENSIONS

Number of seats	5
Front / rear elbow room (mm)	1428/1384
Front / rear shoulder room (mm)	1443/1446
Front / rear head room (mm) *	891 / 850

BOOT, STORAGE & FUEL TANK

Length with rear seat back up (mm)	972
Width between wheel housings (mm)	1052
Min. boot volume PURETECH/HYBRID (litres)	536/471
Min. boot volume PURETECH/HYBRID with FOCAL® HI-FI (litres)	508/454
Max. boot volume PURETECH/HYBRID (litres)	1611/1545
Max. boot volume PURETECH/HYBRID with FOCAL® HI-FI (litres)	1583/1528
Fuel tank capacity PURETECH/HYBRID (litres)	52/40



* 1487 with sunroof



ICE:
536 L VDA
508L VDA (FOCAL)
PLUG-IN HYBRID:
471 L VDA
454 L VDA (FOCAL)



ICE:
1611 L VDA
1583 L VDA (FOCAL)
PLUG-IN HYBRID:
1545 L VDA
1528 L VDA (FOCAL)

A	718	E1	1052	I	418
B	597	E2	464	J	1428
C1	886	E3	881	K	1443
C2	1833	F	891	L	1384
D	857	G	850	M	1446
E	972	H	510	N	188

NEW PEUGEOT 408 SERVICE CONTRACTS

PEUGEOT OFFER TWO LEVELS OF SERVICE PLAN CONTRACTS

What's included:

- PEUGEOT Service Plans offer complete assurance that all your servicing costs will be completely covered for the duration of the plan
- We offer PEUGEOT Service Plans for up to five years with many mileage options
- One-off up front or monthly direct debit payment options available
- All packages are affordable and inflation proof, which means they will remain at a fixed cost for the duration of the plan.

Monthly price examples*:

NEW 408 PureTech Petrol

36 Months / 30,000 Miles	48 Months / 40,000 Miles	60 Months / 50,000 Miles
£18.00 per month	£22.25 per month	£21.00 per month

NEW 408 HYbrid

36 Months / 30,000 Miles	48 Months / 40,000 Miles	60 Months / 50,000 Miles
£21.60 per month	£26.70 per month	£25.20 per month

*Price examples based on a mileage of 10,000 per annum, include VAT and correct as of October 2022.

A PEUGEOT Service Plan can be purchased up to 12 months after registration date. The prices quoted above are indicative, for a bespoke quote please contact your local PEUGEOT Retailer. If the plan is taken out after the date of registration an additional payment will be required to cover this starting period.

Any normal wear and tear maintenance work such as replacement of tyres, brake pads, brake discs, clutches, shock absorbers, wipers, batteries, bulbs, silencer, exhausts and windscreens are excluded. Servicing must be carried out by a PEUGEOT Authorised Repairer in the UK. PEUGEOT Motor Company reserve the right to change, amend or withdraw this product at any time.



EXTENDED PEUGEOT ASSISTANCE*

What's included: Extension of your PEUGEOT Assistance Cover:

- Offers you the opportunity to extend PEUGEOT Assistance up to a further two years

Cover includes:

- PEUGEOT Assistance from Home
- PEUGEOT Roadside Assistance
- PEUGEOT Recovery
- PEUGEOT Onward Travel
- PEUGEOT European Cover

*Excludes non-vehicle induced faults.

**TO FIND OUT
ABOUT EXTENDING
YOUR PEUGEOT
ASSISTANCE COVER
CALL 0800 294 0294**

NEW PEUGEOT 408

FURTHER INFORMATION

MANUFACTURERS RECOMMENDED RETAIL PRICE ON THE ROAD (INCLUDES THE FOLLOWING FROM APRIL 2022)

TAX BAND	CO ₂ (g/km)	FIRST YEAR VED	FIRST YEAR VED ALTERNATIVE FUEL	ANNUAL TAX PETROL & DIESEL	ANNUAL TAX ALTERNATIVE FUEL (HYBRID)	FIRST REG FEE	DELIVERY CHARGE	VAT @ 20% ON DELIVERY	TOTAL OTR COSTS PETROL & DIESEL	TOTAL OTR COSTS ALTERNATIVE FUEL (HYBRID)
A	0	£0.00	£0.00	£0.00	£0.00	£55.00	£625.00	£125.00	£805.00	£805.00
B	1-50	£10.00	£0.00	£165.00	£155.00	£55.00	£625.00	£125.00	£815.00	£805.00
C	51-75	£25.00	£15.00	£165.00	£155.00	£55.00	£625.00	£125.00	£830.00	£820.00
D	76-90	£120.00	£110.00	£165.00	£155.00	£55.00	£625.00	£125.00	£925.00	£915.00
E	91-100	£150.00	£140.00	£165.00	£155.00	£55.00	£625.00	£125.00	£955.00	£945.00
F	101-110	£170.00	£160.00	£165.00	£155.00	£55.00	£625.00	£125.00	£975.00	£965.00
G	111-130	£190.00	£180.00	£165.00	£155.00	£55.00	£625.00	£125.00	£995.00	£985.00
H	131-150	£230.00	£220.00	£165.00	£155.00	£55.00	£625.00	£125.00	£1,035.00	£1,025.00
I	151-170	£585.00	£575.00	£165.00	£155.00	£55.00	£625.00	£125.00	£1,390.00	£1,380.00
J	171-190	£945.00	£935.00	£165.00	£155.00	£55.00	£625.00	£125.00	£1,750.00	£1,740.00
K	191-225	£1,420.00	£1,410.00	£165.00	£155.00	£55.00	£625.00	£125.00	£2,225.00	£2,215.00
L	226-255	£2,015.00	£2,005.00	£165.00	£155.00	£55.00	£625.00	£125.00	£2,820.00	£2,810.00
M	OVER 255	£2,365.00	£2,355.00	£165.00	£155.00	£55.00	£625.00	£125.00	£3,170.00	£3,160.00

VAT is calculated at 20%. VAT is not applicable to cars sold in the Channel Islands. Cars with a list price over £40,000 at first registration will pay an additional rate of £355 per year on top of annual tax 'standard rate', for five years from the start of the second licence, before returning to the rates listed above. (List price includes all factory options but excludes first year VED and first registration fee)

PEUGEOT 3 YEARS OF WARRANTY

All vehicles first registered in the UK and purchased from a UK PEUGEOT Retailer benefit from a PEUGEOT 2 year unlimited mileage manufacturer's warranty and a free optional additional 1 year of warranty provided by the PEUGEOT Retailer Network in the UK

The traction battery on HYBRID versions benefits from an 8 year/100,000 mile warranty to 70% of its original capacity.

PEUGEOT ASSISTANCE

All new PEUGEOTs come with PEUGEOT Assistance, our breakdown assistance service.

PEUGEOT Assistance is available every minute of the day and night; 365 days of the year, for you and anyone else driving your PEUGEOT with your permission. Full details are available at www.peugeot.co.uk

All information and prices correct at time of publication, but are subject to change at any time without prior notice (which may occur as a result of matters including, but not limited to, any changes in legislation and/or any changes by the government).

It is our policy to continually improve our vehicles in every way. To avoid any misunderstandings you are advised to check with your PEUGEOT Retailer the prices, specification (including colour), equipment, accessories and equipment relating to any PEUGEOT vehicle and the exact cost and availability prior to ordering.

Where a feature is described as an option in this publication it should be assumed that it is at extra cost unless specifically stated otherwise.

Issued by Sales and Marketing, PEUGEOT Motor Company PLC, Pinley House, Sunbeam Way, Coventry CV3 1ND.

NEW PEUGEOT 408
EXPLORE THE RANGE



NEW PEUGEOT
408
UNEXPECTED FROM EVERY ANGLE

Join us:

All information and prices correct at time of publication, but are subject to change at any time without prior notice (which may occur as a result of matters including, but not limited to, any changes in legislation and/or any changes by the government). It is our policy to continually improve our vehicles in every way. To avoid any misunderstandings you are advised to check with your PEUGEOT Retailer the prices, specification (including colour), equipment, accessories and equipment relating to any PEUGEOT vehicle and the exact cost and availability prior to ordering. Where a feature is described as an option in this publication it should be assumed that it is at extra cost unless specifically stated otherwise.
Issued by Sales and Marketing, PEUGEOT Motor Company PLC, Pinley House, Sunbeam Way, Coventry CV3 1ND.

