



PORSCHE



# The new Panamera GTS models

Courage changes everything



The models featured in this publication are approved for road use in Germany. Some items of equipment are available as extra-cost options only. The availability of models and options may vary from market to market due to local restrictions and regulations. For information on standard and optional equipment, please consult your Porsche Centre. All information regarding construction, features, design, performance, dimensions, weight, fuel consumption and running costs is correct to the best of our knowledge at the time of going to print (01/19). Porsche reserves the right to alter specifications, equipment and delivery scopes without prior notice. Colours may differ from those illustrated. Errors and omissions excepted. For the disclaimer in every language please refer to [www.porsche.com/disclaimer](http://www.porsche.com/disclaimer)





## The Panamera GTS and Panamera GTS Sport Turismo concept.

If you set yourself ambitious goals in life you have to approach them with courage and passion. The Panamera has proven that. From the first second it has blazed its own trail with no compromises and has united its apparent opposites: performance and comfort, dynamism and efficiency, work and family.

If you pursue ambitious goals you also have to stay focused. Concentrate on your strengths. Focus on the essential. Three letters embody this perfectly and together with the name Porsche, have made history on and off the race track: GTS. This has always been our byword for the direct, unadulterated, powerful driving pleasure that combines top performance on the race track with exhilarating performance in the everyday.

For our engineers it was once more a matter of honour and challenge to bring together the concept of a Panamera with the GTS principle. This is the result: the new Panamera GTS and the new Panamera GTS Sport Turismo.

Two models which combine the two worlds in a fascinating way and stand for pure, dynamic driving experience.

The special dynamic of the new Panamera GTS models is clear from the first glance – most notably thanks to the incorporation of the contrasting colour of black. Elements such as the side window trims, the side air outlets, the logos on the rear and the tailpipes of the sports exhaust system, are finished in black (high-gloss). In addition the lower section of the Panamera GTS models retains a satin black appearance – including the 20-inch Panamera Design wheels. The taillights and the characteristic rear light strip are also tinted. Upon request tinted LED main headlights with matrix beam including Porsche Dynamic Light System Plus can also be added.

Both GTS models wear the SportDesign package as standard with distinctive front and rear sections. The adaptive rear spoiler of the Panamera GTS opens after it has extended, which makes it much broader – and ensures the lift in the rear axle is efficiently reduced. The adaptive roof spoiler of the Panamera GTS Sport Turismo ensures exceptional driving stability.

The powerful brakes with red brake calipers characterise both models. As does the sport chassis lowered 10mm with adaptive air suspension. Optional 'GTS' logos on the lower edge of the front doors complete the overall sporty image.





Panamera  
**GTS**



Panamera

# GTS Sport Turismo



## Drive and chassis.

It's not just where you're going. But also how dynamically and how much driving pleasure you have getting there. This is where the new Panamera GTS models come into play. They are designed for pure sporty performance – and for making your heart race.

They're driven by a 4.0 litre twin-turbo V8 engine. The two twin-scroll turbines are located between the cylinder banks so the exhaust gases are only a short distance from the turbochargers – for faster responsiveness. The completely separate supply of exhaust output gases to the turbine runners avoids the load change disadvantages associated with a V8 and ensures a high torque of 620Nm even at low engine speeds. The power output: 338kW (460PS).

The engine management was specially modified for the GTS models – for a perceptible, direct targeting of the engine

and an even faster build up of engine torque. Modifications you can even hear in the core engine sound. Apropos sound: in the SPORT PLUS mode the sports exhaust system delivers an almost racing sport sound that distinguishes it from the other Panamera models.

The calibration of the 8-speed Porsche Doppelkupplung (PDK) has been designed to be even more clearly sporty in the GTS models. The SPORT PLUS programme of the standard Sport Chrono Package ensures, even faster shift times, for example.

The transmission of torque to the road is achieved using the active all-wheel drive Porsche Traction Management (PTM) with electronically regulated multi-plate clutch. For an excellent drive on long straights, in tight corners and on surfaces with different friction values.

The chassis of the Panamera GTS models is fitted with adaptive air suspension including Porsche Active Suspension Management (PASM), an electric adjustment of the damping force.

At the Normal Level of air suspension the body is already around 10mm lower than other Panamera models and the damping has been designed to be firmer. In the SPORT PLUS mode the Low Level is engaged automatically: a further 10mm lower. At the same time by reducing the air volume of the air suspension a firmer spring rate is adjusted. The manually controlled High Level makes it possible to raise the car around 30mm, in order to minimise the danger of damaging the underside when driving into a garage, for example. Also specific to GTS: the anti-roll bar on the rear axle has been designed to further reduce body movement on corners, resulting in an even sportier driving experience.

The brakes behind the matt black painted 20-inch Panamera Design wheels have red six-piston aluminium monobloc fixed brake calipers at the front and four-piston aluminium monobloc fixed brake calipers at the rear. The brake discs are internally vented and cross-drilled.

Upon request you can get further performance-enhancing systems such as rear-axle steering, Porsche Dynamic Chassis Control Sport (PDCC Sport) or Porsche Ceramic Composite Brake (PCCB).



## The interior.

The particular strength of the Panamera, in uniting opposites, can be seen thought-out as soon as you get in: ergonomics and great comfort combined with obvious sporty performance.

The combination of black leather with Alcantara®, adaptive Sports seats with 'GTS' logos on the headrests of the front and rear outer seats (upon request for the rear Sports seats in the Panamera GTS Sport Turismo), as well as trim and door sill guards finished in brushed aluminium with black anodised finish sets a clear example. Even the rim of the multifunction steering wheel and the roof lining are finished with Alcantara®.

A special feature: you have the option of an equipment package in one of two colours for the Panamera GTS models. This includes stitching on the dashboard, the door panels, the seats, the armrest in the centre console and the floor mats, all finished with Carmine Red or Crayon coloured thread. The headrests of the four seats with the 'GTS' logo will be stitched in the same colour. To match: seat belts on the four seats in either Carmine Red or Crayon.

For the Panamera GTS models, you can of course, if you want, also choose the leather, two-tone or club leather interior, available in the other Panamera models – though without applications in Alcantara®.

- 1 Adaptive Sports seats in the front (18-way, electric) and rear (8-way, electric) with memory package, interior package GTS Carmine Red
- 2 4+1 seats in the Panamera GTS Sport Turismo, interior package GTS Carmine Red



1



2



## Assistance systems and head-up display.

For the Panamera GTS models you also have the option of all assistance systems, such as Porsche InnoDrive including adaptive cruise control, Lane Change Assist, Lane Keeping Assist or ParkAssist including Surround View.

For the first time the new head-up display is available for all Panamera models upon request: a technical highlight. It projects all relevant driving information, in high quality, full colour display, directly in the driver's field of vision. The display can be seen from approximately 2.3m distance. The display comes with adjustable height, brightness and rotation angle and consists of four pre-sets (standard display, compact, Sport Chrono, user defined), on which different information can be displayed as you wish.

The head-up display is built into the dashboard and hardly noticeable so that the appearance of the interior is not impacted.



## Your inspiration. Our passion. The Porsche Exclusive Manufaktur.

Our wealth of experience goes back a long way. Since the very beginning, we at Porsche have been dedicated to realising customer wishes. Known until 1986 as the Porsche 'Sonderwunschprogramm', then Porsche Exclusive – and today we call it 'Porsche Exclusive Manufaktur'.

We love what we do. We love our work. Every seam, every square inch of leather, and every single other fine detail receives the same devotion. It's how we bring experience and passion to the car together with inspiration – it's how we bring dreams to life. Directly from the Manufaktur.

None of this would be possible without originality, enthusiasm and attention to detail, beginning as early as the consultation stage. That's because we keep in mind one thing above all else: to fulfil your individual wishes and requirements and thus turn 'a Porsche' into 'your Porsche'.

How do we fulfil these wishes? With composure and meticulous care, by means of precision handcrafting and the use of exquisite materials such as leather, fine wood or aluminium. That is how a product is created from dedication and craftsmanship. Or in other words: the intersection of sportiness, comfort, design and your personal taste. A Porsche with your characteristics.

We offer a wide range of personalisation options, with visual and technical enhancements for the interior and exterior, from a single alteration to extensive modifications. Your inspiration is our passion.

For your inspiration, some examples are showcased on the following pages and, by visiting [www.porsche.co.uk/exclusive-manufaktur](http://www.porsche.co.uk/exclusive-manufaktur), you can discover everything you need to know about how extraordinary cars like this can be configured.

## A configuration example from the Porsche Exclusive Manufaktur.

- 1 Model designation painted
- 2 Air outlet trims painted, 21-inch Panamera SportDesign wheels painted in satin platinum
- 3 Exclusive Design gear selector<sup>1)</sup>
- 4 Interior package painted in exterior colour, dashboard trim package in leather, Sport Chrono stopwatch dial and rev counter dial in Crayon, Exclusive Design gear selector<sup>1)</sup>, seat belts in Crayon, Porsche Rear Seat Entertainment, steering column casing and instrument surround in leather, air vent slats painted in black (high-gloss)
- 5 Tinted LED main headlights with matrix beam including Porsche Dynamic Light System Plus (PDLS Plus), air outlet trims painted, exterior mirrors painted in black (high-gloss), 21-inch Panamera SportDesign wheels painted in satin platinum, door handle inlays painted



Where proponents of the cultured understatement make an exception.  
**Panamera GTS in Mamba Green Metallic.**

<sup>1)</sup> Provisionally available from 02/2019.



Our engineers have provided the right framework.  
Finish the masterpiece.

## Panamera GTS Sport Turismo in black.



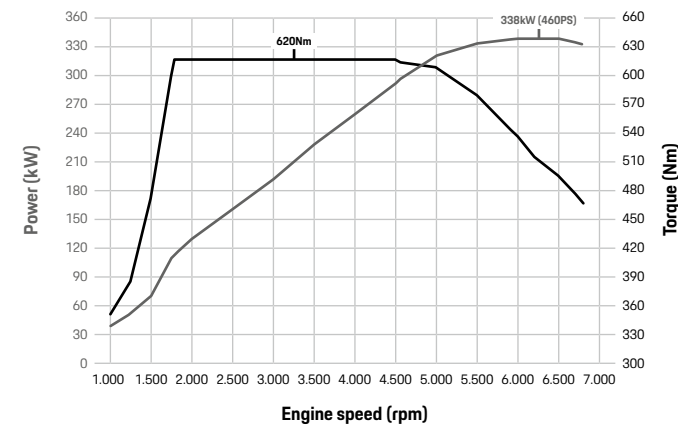
### A configuration example from the Porsche Exclusive Manufaktur.

- 1 Model designation painted, SportDesign package painted in black (high-gloss), 21-inch Exclusive Design wheels painted in black (high-gloss)
- 2 SportDesign package painted in black (high-gloss)
- 3 Exclusive Design gear selector<sup>1)</sup>
- 4 Interior trim package with decorative stitching and seat centres in leather in contrasting colour (decorative stitching/seat centres in Bordeaux Red), interior package paint finish in exterior colour, Porsche Rear Seat Entertainment, Sport Chrono stopwatch dial and rev counter dial in Bordeaux Red, seat belts in Bordeaux Red, steering column casing and instrument surround in leather, air vents in leather, model logo embossed on centre console armrests

<sup>1)</sup> Provisionally available from 02/2019.

## Technical data.

	Panamera GTS	Panamera GTS Sport Turismo
<b>Engine</b>		
Type	V8 twin-turbo	V8 twin-turbo
Number of cylinders	8	8
Displacement	3,996cm <sup>3</sup>	3,996cm <sup>3</sup>
Power (DIN) at rpm	338kW (460PS) at 6,000–6,500	338kW (460PS) at 6,000–6,500
Max. torque at rpm	620Nm at 1,800–4,500	620Nm at 1,800–4,500
Compression ratio	10.1:1	10.1:1
<b>Transmission</b>		
Drive	All-wheel drive	All-wheel drive
Porsche Doppelkupplung (PDK)	8-speed	8-speed



Panamera GTS and Panamera GTS Sport Turismo: 338kW (460PS) at 6,000–6,500rpm, 620Nm at 1,800–4,500rpm

## Technical data.

	Panamera GTS	Panamera GTS Sport Turismo
<b>Chassis</b>		
Front axle	Fully independent aluminium double wishbone suspension	Fully independent aluminium double wishbone suspension
Rear axle	Fully independent aluminium multi-link axle with chassis subframe	Fully independent aluminium multi-link axle with chassis subframe
Steering	Power-assisted (electromechanical)	Power-assisted (electromechanical)
Turning circle	11.9m, with rear-axle steering: 11.4m	11.9m, with rear-axle steering: 11.4m
Brakes	Six-piston aluminium monobloc fixed brake calipers at the front, four-piston aluminium monobloc fixed brake calipers at the rear	Six-piston aluminium monobloc fixed brake calipers at the front, four-piston aluminium monobloc fixed brake calipers at the rear
Wheels	Front: 9.5 J × 20 H2 ET 71 Rear: 11.5 J × 20 H2 ET 68	Front: 9.5 J × 20 H2 ET 71 Rear: 11.5 J × 20 H2 ET 68
Tyres	Front: 275/40 ZR 20 (106Y) Rear: 315/35 ZR 20 (110Y)	Front: 275/40 ZR 20 (106Y) Rear: 315/35 ZR 20 (110Y)
<b>Performance</b>		
Top speed	292km/h (181mph)	289km/h (179mph)
Acceleration 0–62mph with Launch Control	4.1secs	4.1secs
Acceleration 0–124mph with Launch Control	15.4secs	15.6secs
<b>Unladen weight</b>		
DIN	1,995kg	2,025kg
EC <sup>1)</sup>	2,070kg	2,100kg
Permissible total weight	2,585kg	2,700kg
Max. payload	590kg	675kg

1) Weight is calculated in accordance with the relevant EC Directives and is valid for vehicles with standard specification only. Optional equipment increases this figure. The figure given includes 68kg for the driver and 7kg for luggage.

## Technical data.







	Panamera GTS	Panamera GTS Sport Turismo
<b>Fuel consumption (WLTP)<sup>1)</sup> (l/100km (mpg))</b>		
Low	20.3–19.5 (13.9–14.5)	20.3–19.7 (13.9–14.3)
Medium	12.9–12.4 (21.9–22.8)	12.9–12.5 (21.9–22.6)
High	10.9–10.3 (25.9–27.4)	10.9–10.5 (25.9–26.9)
Extra High	11.1–10.5 (25.4–26.9)	11.3–10.8 (25.0–26.2)
Combined	12.7–12.0 (22.2–23.5)	12.7–12.2 (22.2–23.2)
<b>Emissions (NEDC equivalent) (combined)</b>		
CO <sub>2</sub> emissions combined g/km	235	242
Fuel grade	Super Plus unleaded (ROZ 98)	Super Plus unleaded (ROZ 98)
Particulate filter	Yes (gasoline particulate filter)	Yes (gasoline particulate filter)
Emissions standard	Euro 6d-TEMP-EVAP	Euro 6d-TEMP-EVAP
<b>Dimensions</b>		
Length	5,053mm	5,053mm
Width (including exterior mirrors)	1,937mm (2,165mm)	1,937mm (2,165mm)
Height	1,417mm	1,422mm
Wheelbase	2,950mm	2,950mm
Luggage compartment volume <sup>2)</sup> /with seats folded down	500 litres/1,340 litres	520 litres/1,390 litres

1) Data determined in accordance with the measurement method required by law. Since 01 September 2018 all new cars are approved in accordance with the Worldwide Harmonized Light Vehicles Test Procedure (WLTP), a more realistic test procedure to measure fuel consumption and CO<sub>2</sub> emissions. You can find more information on WLTP at [www.porsche.com/wltp](http://www.porsche.com/wltp). From 01 January 2019, all fuel consumption figures are shown as determined in accordance with WLTP. CO<sub>2</sub> figures will be shown as NEDC equivalent values, as CO<sub>2</sub> based taxation will continue to be based on an NEDC value (derived from WLTP) until 06 April 2020. Fuel economy and CO<sub>2</sub> emission figures are only intended as a means of comparing different types of vehicles tested under the same test cycle. New WLTP homologated vehicles are therefore not directly comparable with any vehicles tested under NEDC.




Values are provided for comparison only. To the extent that fuel consumption or CO<sub>2</sub> values are given as ranges, these do not relate to a single, individual car and do not constitute part of the offer. Extra features and accessories (attachments, tyre formats etc.) can change relevant vehicle parameters such as weight, rolling resistance and aerodynamics which may result in a change in fuel consumption and CO<sub>2</sub> values. Additionally, weather and traffic conditions, as well as individual driving styles, can all affect the actual fuel consumption, electricity consumption, and CO<sub>2</sub> emissions of a car.

2) The values given may differ depending on country and equipment.

## Tyres table.

Tyre type	Dimensions	Fuel efficiency class/ rolling resistance	Wet grip class	External rolling noise <sup>1)</sup> (class)	External rolling noise (dB)
<b>Panamera</b>					
Summer tyres	275/40 ZR 20	C	A		73–71
	315/35 ZR 20	C–B	A	 – 	73–70
	275/35 ZR 21	C	B–A		73–71
	315/30 ZR 21	C	B–A	 – 	75–70

For logistical and technical reasons relating to the production process, we are unable to accept orders for a particular make of tyre.

<sup>1)</sup>  Quiet rolling noise,  Moderate rolling noise,  Loud rolling noise.



29  
HARRISON

NY. TIMES

2<sup>nd</sup> HARRISON

S VM4211

GTS



All text, images and other information in this catalogue are subject to the copyright of Dr. Ing. h.c. F. Porsche AG.

Any reproduction, duplication or other use is prohibited without the prior written consent of Dr. Ing. h.c. F. Porsche AG.

Dr. Ing. h.c. F. Porsche AG supports the use of paper from sustainable forests. The paper for this brochure is certified in accordance with the strict regulations of the FSC® (Forest Stewardship Council®).

Porsche, the Porsche Crest, Panamera, PCCB, PCM, PDK and other marks are registered trademarks of Dr. Ing. h.c. F. Porsche AG.

Dr. Ing. h.c. F. Porsche AG  
Porscheplatz 1  
70435 Stuttgart  
Germany  
[www.porsche.com](http://www.porsche.com)

Effective from: 01/19  
Printed in Germany  
WSLP1901000625 EN/UK

