





ATECA



TECHNOLOGY TO ENJOY

INSIDE SEAT

In 1953, with the very first SEAT, the dreams of one country started to move forward. Today, more than 60 years later, our technology has evolved with a very focused aim: to make beautiful things happen every day in the world...



Engineers get inspiration from all they see and experience. SEAT is inspired by Barcelona, where design goes through the essence of beauty. And we combine our design, with the top technology and quality standards of the Volkswagen Group.



Our history is built by the stories of millions of people. And we will always be driven by our customers, because all that we want to do is to provide technology to be enjoyed by you.

TECHNOLOGY TO ENJOY

Contents

| | |
|--|-----------|
| SEAT ATECA | 4 |
| FULL LED AND WELCOME LIGHT SILHOUETTE | 6 |
| EXTERIOR DESIGN | 8 |
| ELECTRIC TAILGATE WITH VIRTUAL PEDAL | 10 |
| TECHNOLOGY | 12 |
| FLEXIBLE INTERIOR SPACE | 16 |
| PERFORMANCE | 18 |
| SAFETY | 20 |
| INTERIOR DESIGN | 22 |
| AMBIENT LIGHT | 24 |
| ATECA FR | 26 |
| TRIMS | 30 |
| COLOURS | 35 |
| UPHOLSTERY | 36 |
| WHEELS | 37 |
| STANDARD EQUIPMENT | 38 |
| OPTIONAL EQUIPMENT | 40 |
| TECHNICAL DATA | 42 |
| ACCESSORIES | 46 |
| SEAT SERVICE | 50 |
| SEAT FINANCE | 52 |



SEAT ATECA

Marvellous
routine.

**THE NEW SEAT ATECA GIVES YOU A WHOLE
NEW PERSPECTIVE ON THE EVERYDAY.**

Whether it's in the morning, afternoon or night,
your routine no longer has to be the same
every day. The new SEAT Ateca is equipped
with everything to help turn the ordinary
extraordinary, so your routine can
become marvellous.





**FULL LED HEADLIGHTS
AND WELCOME LIGHT
SILHOUETTE**

Brighter early
mornings.

THE WELCOME LIGHT SILHOUETTE IN THE NEW SEAT ATECA WILL LIGHT UP LEDS IN THE DOOR MIRRORS AND PROJECT A SILHOUETTE OF THE ATECA ON THE GROUND BESIDE THE FRONT DOORS, MAKING EVERY JOURNEY A BRIGHT ONE. The LED Daytime Running Lights have been designed to give this SUV a unique appearance whilst adding safety seamlessly to its contemporary design.

EXTERIOR DESIGN

Beautiful
at first light.

THE SEAT ATECA'S SLEEK AND SPORTY SHAPE CAN BE APPRECIATED FROM ANY ANGLE.

Its confident look comes from its distinctive and dynamic exterior design. This car's high roofline, sharp lines and taut curves form a strong profile and the sturdiness one expects from an SUV. The double chrome exhaust and chrome window frames, which come as standard with the XCELLENCE version, really make the Ateca stand out on every street. This is further enhanced by optional 19" Alloy Wheels on the XCELLENCE trim.





**ELECTRIC TAILGATE
WITH VIRTUAL PEDAL**

Start each
day on the
right foot.

**IF YOU FIND YOURSELF OVERLOADED IN
THE MORNING**, whether that's your gym bag
or briefcase, the Electric Tailgate with Virtual
Pedal in conjunction with Keyless Enter and
Go (KESY) allows you to open the boot
effortlessly. Simply swipe your foot under the
tailgate and the boot will open automatically.

TECHNOLOGY

Street Smart.

WHEN IT COMES TO PARKING, STRESS IS NO LONGER A FACTOR. The Top View Camera offers a 360-degree view of your surroundings, helping you avoid little scrapes, and even better, the Park Assist feature will transform the way you park by automatically steering the car perfectly into place.





TECHNOLOGY

Always
connected.

STREAMLINE YOUR DAY AND STAY CONNECTED WITH FULL LINK TECHNOLOGY IN THE NEW SEAT ATECA. Full Link in the new SEAT Ateca seamlessly integrates your smartphone with your media system, keeping you connected to your digital world at the touch of a button. What's more, with the Connectivity Hub with Wireless Phone Charger you can conveniently place your compatible mobile phone inside and never worry about running out of battery*. Keyless Entry (KESY) will also allow you to lock and unlock the doors depending on your proximity to the vehicle.

*With compatible mobile phones. See mobile phone manufacturer for details of wireless charging capabilities.

FLEXIBLE INTERIOR SPACE

Space for everyday life.

THERE ARE ALWAYS TIMES WHEN YOU NEED MORE SPACE THAN YOU FIRST THOUGHT.

For a trip to work, a day of shopping, or even a drive outside of the city, it's always good to know you have space to make the most of whatever you find yourself doing. The SEAT Ateca comes with up to 510 litres of boot space, which can be expanded up to 1604 litres with the rear seats folded down, meaning you will never have trouble fitting in all you need to make the most of your routine.





PERFORMANCE

Explore the environment.

DRIVING IN THE CITY IS EASIER AND MORE ENJOYABLE WHEN YOU CAN APPRECIATE THAT THE ENGINES IN THE NEW SEAT ATECA offer a range of power outputs. With engines ranging from a 2.0 litre 190 PS to the 1.4 EcoTSI with cylinder shutdown technology which improves the efficiency of the engine, you'll find driving the new SEAT Ateca a pleasure. Choose to drive the way you want every day with the SEAT Drive Profile and Driving Experience button, which allows you to tailor your driving experience with four modes; Normal, Sport, Eco and Individual, making driving on any road a pleasure. Additionally, our 4Drive engines add specific off-road and snow functions to the SEAT Drive Profile function.

SAFETY

Peace of mind
in the city.

RELAX AND ENJOY YOUR DRIVE THANKS TO BLIND SPOT DETECTION WITH REAR CROSS TRAFFIC ALERT. It makes everyday manoeuvres safer by detecting vehicles not visible to the driver and offering a warning when changing lanes. Rear parking manoeuvres also become safer as the New SEAT Ateca will stop automatically if other vehicles are crossing. On motorways, Adaptive Cruise Control helps the driver maintain a safe distance from other cars in front and Traffic Jam Assist controls acceleration and deceleration, holding the vehicle in lane and maintaining the distance from other vehicles when you find yourself stuck in congestion. All of these intelligent features aim to make your routine safer and let you enjoy the little things in your day-to-day routine.



For detailed information
go to www.euroncap.com





INTERIOR DESIGN

Unwind after
a long day.

**AT THE END OF THE DAY IT FEELS GOOD
TO STEP INTO A CAR THAT FEELS LIKE THE
PERFECT SPACE TO SIT BACK AND RELAX.**

The SEAT Ateca is upholstered with high quality materials throughout and also comes with a leather steering wheel and gear stick for extra comfort while driving. For a special touch of luxury, black leather sport seats come as standard with the XCELLENCE. The driver console has been ergonomically designed to put everything at your fingertips, meaning you can relax and take pleasure in the ride. Every part of the interior has been created with the highest precision and modelled to display the perfect unison between all interior elements.

AMBIENT LIGHT

A relaxing
drive home.

ADVANCED MULTI-COLOUR INTERIOR AMBIENT LIGHTING WITH LED INTERIOR ILLUMINATION AND LED ILLUMINATED GLOVEBOX ALLOWS YOU TO SET THE TONE FOR EVERY RIDE. Create the perfect mood by choosing from eight different colours including Ice White and Sunset Orange. The illumination has been perfectly integrated in the doors and creates a cascading effect that adds an elegant aspect to the door mouldings and interior.





**INTRODUCING
THE ATECA FR**

Inherent in our DNA is the FR legacy.

THE NEW ATECA FR HAS BEEN METICULOUSLY ENGINEERED TO MAKE SURE YOUR DAILY ROUTINE IS NOT MERELY AN A TO B. Its agile and precise handling has been developed with Dynamic Chassis Control and progressive steering. What's more with the new 2.0 TSI 190PS seven-speed DSG-auto with 4Drive technology, the Ateca FR combines luxury for everyday driving with unprecedented performance at the push of a pedal. Our learnings at the racetrack and the expertise of the SEAT Sport team has allowed us to perfect this ratio, giving you added dimension to your tailored driving experience.

SEAT ATECA

A look of confidence.

The New SEAT Ateca takes on your everyday routine confidently with a distinctive and dynamic style that comes from every deliberate sharp line on its exterior. Inside, everything has been crafted to make your routine the most enjoyable experience. From the ergonomically designed centre console to the huge amount of space, this SUV makes the day-to-day exceed every expectation.



TRIM

S

HIGH QUALITY AND COMFORT FOR EVERY PASSENGER.



Model shown: Ateca S in Rodium Grey metallic paint.



The 5" Media System Touch puts entertainment for the whole family right at your fingertips.



This trim comes with 16" "Design" alloy wheels as standard so you can enjoy high quality both inside and out.



Electronic Stability Control (ESC) reacts faster than you can. It monitors your steering, wheels, brakes and accelerator, applying the brakes to individual wheels if it detects skidding or instability.

Everyday essentials.

All you need to enjoy your routine and make the most of the everyday with this entry-level trim.

- 16" "Design" alloy wheels 36/1
- Mediterranean Blue paint
- Door mirrors & door handles in body colour
- Chrome front grille frame
- Hidden exhaust pipe
- Electrically adjustable door mirrors
- Twin bulb front halogen headlights
- LED Daytime Running Lights
- Black wheel arch surrounds
- Rear fog light
- Tinted windows
- Rear wash/wipe
- Media System Touch
 - / 5.0" monochrome touchscreen
 - / Sound features: MP3/WMA
 - / Connectivity: USB and SD card
 - / 4 speakers
 - / FM Radio
 - / Bluetooth® audio streaming and handsfree system
- Steering wheel mounted audio and phone controls
- Front courtesy light with front reading lights
- Illuminated boot
- Front cup holders
- Driver and passenger sunvisor with card holder for driver
- Four cargo rings in the boot
- Comfort seats in cloth
- Height-adjustable driver's seat
- Split folding rear seats (60/40)
- Height adjustable front headrests
- Front armrest (adjustable, with storage compartment)
- Leather steering wheel
- Leather gear knob
- Comfort suspension
- Fuel door linked to central locking
- Gear recommendation indicator
- Front and rear electric windows
- 12v socket in front
- Electric parking brake including autohold function
- Power locking and remote control with two foldable keys and opening boot selector (three buttons)
- Air conditioning
- Driver and front passenger airbags
- Front passenger airbag de-activation
- Front side airbags
- Two curtain airbags
- Driver's knee airbag
- Active front head restraints
- ISOFIX points in outer rear seats with top tether anchorage points
- Traction Control System (ASR) + Anti-lock brakes (ABS)
- Electronic Stability Control (ESC)
- Electronic differential lock system (XDS)
- Locking wheel bolts
- Front Assist, City Emergency Braking and Pedestrian Protection
- Tyre pressure monitor
- Hill hold control
- Tiredness recognition
- Front and rear seatbelt reminders
- Alarm (perimeter and interior monitoring)
- 3.5" driver's display
- Trip computer
- Instrument lighting with brightness control
- Low fuel warning light
- Lights-left-on warning buzzer
- Outside temperature gauge
- RPM counter
- Digital clock

TRIM

SE

TECHNOLOGY AND COMFORT TO ENJOY EVERY JOURNEY.

A little luxury.

Add a little extra luxury to your day-to-day. The SE comes with added extras like Dual zone climate control, Cruise Control and Rear Parking Sensors.



Model shown: Ateca SE in Lava Blue metallic paint with optional Full LED headlights, Park Assist and Winter Pack.

IN ADDITION TO THE S TRIM

- 17" "Dynamic" alloy wheels 36/1
- Electrically adjustable and heated door mirrors
- Electrically folding door mirrors
- LED taillights
- Black roof rails
- Front fog lights with cornering function
- Media System Plus
 - / 8.0" colour touchscreen with proximity sensor
 - / Combined USB/Aux-in port
 - / SD card slot
 - / FM Radio
 - / Integrated voice control
 - / 8 speakers
 - / CD player
- Full Link
 - / Mirror Link™
 - / Apple Car Play™
 - / Google Android Auto™
- Rear reading lights
- Ambient spot lighting and front footwell illumination
- Illuminated glove box
- Driver and passenger sunvisor with covered and illuminated mirrors
- Storage box under driver seat
- Rear armrest and easy back seat release mechanism from boot
- Glasses storage compartment in roof console (not available with sunroof)
- Front seat back storage pockets
- Height-adjustable passenger seat
- Driver and passenger seat with lumbar adjustment
- Armrest with air outlet in rear
- Chrome dashboard detailing
- Cruise Control
- Dual zone climate control
- Steering wheel-mounted gearshift paddles (DSG models only)
- Rear parking sensors
- SEAT Drive Profile with Driving Experience button¹
 - / Four different modes (Normal-Sport-Eco-Individual)
 - / 4Drive versions include off-road and snow modes
 - / Steering response
 - / Throttle response
 - / Gear shifts mode (only DSG models)

¹Not available on 1.0 TSI engines



8" Media System with Colour Touch Screen makes entertainment and connectivity effortless.



On parking, the door mirrors fold electronically.



The LED Taillights add distinctive style to the rear of the vehicle.

TRIM

SE Technology

STYLE AND TECHNOLOGY TO ENJOY EVERY JOURNEY.



Model shown: Ateca SE Technology in Nevada white metallic paint, optional Park Assist and Winter Pack.



8" Media System with Colour Touch Screen upgraded in the SE Technology to include Navigation System, helping you to enjoy every journey that little bit more.



The aluminium roof rails and chrome window surrounds add an eye catching look to the exterior of the SEAT Ateca for a little added luxury.



This SE Technology comes with 18" bi-colour alloy wheels giving the SEAT Ateca added contemporary design.

With added technology.

The SE Technology comes with some of our latest technology features as standard, including Full LED headlights and Navigation System.

IN ADDITION TO THE SE TRIM

- 18" "Bi-Colour" alloy wheels 36/1
- Full LED headlights (includes dipped and mainbeam)
- Automatic headlight adjustment
- Front LED fog lights with cornering function
- Navigation System
 - / 3D Map display
 - / High resolution colour driver's display
 - / SD card slot x2
 - / DAB (Digital Audio Broadcasting)
- Aluminium roof rails
- Chrome window surrounds

A thrilling finish.

This trim will really get your pulse racing, with exclusive FR detailing and sporty alloy wheels.

IN ADDITION TO THE SE TRIM

- 18" "Performance" alloy wheels 36/3
- Lava Blue metallic paint
- Door mirrors with welcome light silhouette
- High gloss black grille
- Chrome double exhaust pipe
- Full LED headlights (includes dipped and mainbeam)
- Automatic headlight adjustment
- Front LED fog lights with cornering function
- Body colour wheel arch surrounds
- Dark tinted rear windows
- Aluminium roof rails
- Chrome window surrounds
- Navigation System
 - / 3D Map display
 - / High resolution colour driver's display
 - / SD card slot x2
 - / DAB (Digital Audio Broadcasting)
- Advanced multi-colour interior ambient lighting with LED interior illumination and LED illuminated glovebox
- Sports seats in black Alcantara®
- Aluminium door step in front doors
- Black interior roof
- Rear view camera
- Progressive steering
- Aluminium pedals

TRIM

FR

PREMIUM PERFORMANCE.



Model shown: Ateca FR in Velvet Red metallic paint with optional 19" Exclusive Machined alloy wheels and Park Assist.



Exclusive 19" FR wheels and dynamic 4-wheel drive performance give the Ateca FR a truly sporty personality.



Every inch of the new SEAT Ateca FR expresses its passion for performance.



Inside, the SEAT Ateca FR is full of details that help to make the everyday extraordinary.

TRIM

XCELLENCE

HIGH QUALITY AND COMFORT FOR EVERY PASSENGER.



Model shown: Ateca XCELLENCE in Nevada White metallic paint and with optional 19" Exclusive Machined alloy wheels and Park Assist.



Get a warm welcome on every arrival with the Welcome Light Silhouette.



Full LED headlights add safety to every ride with the latest in lighting technology.



The interior is upholstered with high quality materials throughout and comes with black leather upholstery as standard.

A higher level.

The most luxurious trim level offers the ultimate in comfort and elegance, with chrome details and state of the art technology, leather upholstery and Keyless Enter and Go (KESY).

IN ADDITION TO THE SE TRIM

- 18" "Performance" alloy wheels 36/1
 - Door mirrors with welcome light silhouette
 - High gloss black grille
 - Chrome double exhaust pipe
 - Full LED headlights (includes dipped and mainbeam)
 - Automatic headlight adjustment
 - Front LED fog lights with cornering function
 - Aluminium roof rails
 - Dark tinted rear windows
 - Chrome window surrounds
 - Navigation System
 - / 3D Map display
 - / High resolution colour driver's display
 - / SD card slot x2
 - / DAB (Digital Audio Broadcasting)
 - Advanced multi-colour interior ambient lighting with LED interior illumination and LED illuminated glove box
 - Sports seats in black leather upholstery
 - Aluminium door step in front door
 - Black interior roof
 - Keyless Enter and Go (KESY)
 - Connectivity Hub with wireless phone charger
- Convenience Pack:
 - / Auto-dimming rear view mirror
 - / Auto headlights with automatic coming & leaving home function
 - / Rain sensing wipers
 - Winter Pack:
 - / Heated front seats
 - / Headlight washer system
 - / Wash water level indicator
 - Rear view camera
 - Progressive steering

COLOURS



MEDITERRANEAN BLUE¹ ■ S/SE/SET/XE

LAVA BLUE² ■ S/SE/SET/FR/XE

RODIUM GREY² ■ S/SE/SET/FR/XE

BLACK MAGIC² ■ S/SE/SET/FR/XE



BILA WHITE¹ ■ S/SE/SET/XE

NEVADA WHITE² ■ S/SE/SET/FR/XE

REFLEX SILVER² ■ S/SE/SET/XE

MAGNETIC BROWN² ■ S/SE/SET/XE



VELVET RED² ■ S/SE/SET/FR/XE


SAMOA ORANGE³ ■ S/SE/SET/FR/XE

S / S/
SE / SE/
FR / FR/
SE Technology / SET/
XCELLENCE / XE/
Standard ■
Optional ■
¹ Non-metallic
² Metallic
³ Special Metallic

UPHOLSTERY



NASA GREY CLOTH COMFORT SEATS AS 



NORA BLUE CLOTH COMFORT SEATS BB  





BLACK LEATHER SPORTS SEATS DV+WL1 



BLACK ALCANTARA® SPORTS SEATS ME 



BLACK LEATHER SPORTS SEATS INCLUDING WINTER PACK* ME + WL1 

S /S/
SE /SE/
SE Technology /SET/
FR /FR/
XCELLENCE /XE/
Standard 
Optional 

The images refer to the upholstery, for the interior combinations please check the Car Configurator.
*Some Parts in simil leather.

WHEELS

16 INCH



DESIGN* 

17 INCH




DYNAMIC 

18 INCH



DYNAMIC MACHINED 



BI-COLOUR 

18 INCH



PERFORMANCE 

19 INCH





PERFORMANCE 



EXCLUSIVE MACHINED 



EXCLUSIVE MACHINED 

S /S/
SE /SE/
SE Technology /SET/
FR /FR/
XCELLENCE /XE/
Standard 
Optional 

STANDARD EQUIPMENT

Ateca

WHEELS AND TYRES

| | S | SE | SE Technology | FR | XCELLENCE |
|-------------------------------------|---|----|---------------|----|-----------|
| 16" "Design" alloy wheels 36/1 | ■ | – | – | – | – |
| 17" "Dynamic" alloy wheels 36/1 | – | ■ | – | – | – |
| 18" "Bi-colour" alloy wheels 36/1 | – | – | ■ | – | – |
| 18" "Performance" alloy wheels 36/3 | – | – | – | ■ | – |
| 18" "Performance" alloy wheels 36/1 | – | – | – | – | ■ |

EXTERIOR EQUIPMENT

| | | | | | |
|--|---|---|---|---|---|
| Mediterranean Blue paint | ■ | ■ | ■ | – | ■ |
| Lava Blue Metallic Paint | □ | □ | □ | ■ | □ |
| Door mirrors & door handles in body colour | ■ | ■ | ■ | ■ | ■ |
| Door mirrors with welcome light silhouette | – | △ | ■ | ■ | ■ |
| Matt black grille | – | ■ | ■ | – | – |
| High gloss black grille | – | – | – | ■ | ■ |
| Chrome front grille frame | ■ | ■ | ■ | ■ | ■ |
| Hidden exhaust pipe | ■ | ■ | ■ | – | – |
| Chrome double exhaust pipe | – | – | – | ■ | ■ |
| Electrically adjustable door mirrors | ■ | – | – | – | – |
| Electrically adjustable and heated door mirrors | – | ■ | ■ | ■ | ■ |
| Electrically folding door mirrors | – | ■ | ■ | ■ | ■ |
| Twin bulb front halogen headlights | ■ | ■ | – | – | – |
| Full LED headlights (includes dipped and mainbeam) | – | □ | ■ | ■ | ■ |
| Automatic headlight adjustment | – | △ | ■ | ■ | ■ |
| LED Daytime Running Lights | ■ | ■ | ■ | ■ | ■ |
| LED taillights | – | ■ | ■ | ■ | ■ |
| Black roof rails | – | ■ | – | – | – |
| Aluminium roof rails | – | – | ■ | ■ | ■ |
| Black wheel arch surrounds | ■ | ■ | ■ | – | ■ |
| Body colour wheel arch surrounds | – | – | – | ■ | – |
| Front halogen fog lights with cornering function | – | ■ | – | – | – |
| Front LED fog lights with cornering function | – | △ | ■ | ■ | ■ |
| Rear fog light | ■ | ■ | ■ | ■ | ■ |
| Tinted windows | ■ | ■ | ■ | ■ | ■ |
| Dark tinted rear windows | – | □ | □ | ■ | ■ |
| Rear wash/wipe | ■ | ■ | ■ | ■ | ■ |
| Chrome window surrounds | – | – | ■ | ■ | ■ |

INFOTAINMENT

| | S | SE | SE Technology | FR | XCELLENCE |
|--|---|----|---------------|----|-----------|
| Media System Touch / 5.0" monochrome touchscreen / Sound features: MP3/WMA / Connectivity: USB and SD card / 4 speakers / FM Radio / Bluetooth® audio streaming and handsfree system | ■ | – | – | – | – |
| Media System Plus / 8.0" colour touchscreen with proximity sensor / Combined USB/Aux-in port / SD card slot / FM Radio / Integrated voice control / 8 speakers / CD player | – | ■ | ■ | ■ | ■ |
| Navigation System / 3D Map display / High resolution colour driver's display / SD card slot x2 / DAB (Digital Audio Broadcasting) | – | □ | ■ | ■ | ■ |
| Full Link / Mirror Link™ / Apple Car Play™ / Google Android Auto™ | – | ■ | ■ | ■ | ■ |
| Steering wheel mounted audio and phone controls | ■ | ■ | ■ | ■ | ■ |

INTERIOR EQUIPMENT

| | | | | | |
|--|---|---|---|---|---|
| Front courtesy light with front reading lights | ■ | ■ | ■ | ■ | ■ |
| Rear reading lights | – | ■ | ■ | ■ | ■ |
| Ambient spot lighting and front footwell illumination | – | ■ | ■ | ■ | ■ |
| Advanced multi-colour interior ambient lighting with LED interior illumination and LED illuminated glove box | – | □ | □ | ■ | ■ |
| Illuminated boot | ■ | ■ | ■ | ■ | ■ |
| Illuminated glove box | – | – | □ | – | – |
| Front cup holders | ■ | ■ | ■ | ■ | ■ |
| Driver and passenger sunvisor with card holder for driver | ■ | ■ | ■ | ■ | ■ |
| Driver and passenger sunvisor with covered and illuminated mirrors | – | ■ | ■ | ■ | ■ |
| Four cargo rings in the boot | ■ | ■ | ■ | ■ | ■ |
| Storage box under driver seat | – | ■ | ■ | ■ | ■ |
| Rear armrest and easy back seat release mechanism from boot | – | ■ | ■ | ■ | ■ |
| Glasses storage compartment in roof console (not available with sunroof) | – | ■ | ■ | ■ | ■ |
| Aluminium pedals | – | – | – | ■ | – |

SEATS AND TRIM

| | S | SE | SE Technology | FR | XCELLENCE |
|--|---|----|---------------|----|-----------|
| Comfort seats in cloth | ■ | ■ | ■ | – | – |
| Sports seats in black Alcantara® | – | – | – | ■ | – |
| Sports seats in black leather upholstery | – | – | – | △ | ■ |
| Front seat back storage pockets | – | ■ | ■ | ■ | ■ |
| Height-adjustable driver's seat | ■ | ■ | ■ | ■ | ■ |
| Height-adjustable passenger seat | – | ■ | ■ | ■ | ■ |
| Driver and passenger seat with lumbar adjustment | – | ■ | ■ | ■ | ■ |
| Split folding rear seats (60/40) | ■ | ■ | ■ | ■ | ■ |
| Height adjustable front headrests | ■ | ■ | ■ | ■ | ■ |
| Front armrest (adjustable, with storage compartment) | ■ | ■ | ■ | ■ | ■ |
| Armrest with air outlet in rear | – | ■ | ■ | ■ | ■ |
| Aluminium door step in front doors | – | – | – | ■ | ■ |
| Leather steering wheel | ■ | ■ | ■ | ■ | ■ |
| Leather gear knob | ■ | ■ | ■ | ■ | ■ |
| Chrome dashboard detailing | – | ■ | ■ | ■ | ■ |
| Black interior roof | – | – | – | ■ | ■ |

FUNCTIONAL AND MECHANICAL

| | | | | | |
|---|---|---|---|---|---|
| Comfort suspension | ■ | ■ | ■ | ■ | ■ |
| Fuel door linked to central locking | ■ | ■ | ■ | ■ | ■ |
| Gear recommendation indicator | ■ | ■ | ■ | ■ | ■ |
| Front and rear electric windows | ■ | ■ | ■ | ■ | ■ |
| 12v socket in front | ■ | ■ | ■ | ■ | ■ |
| Electric parking brake including Autohold function | ■ | ■ | ■ | ■ | ■ |
| Power locking and remote control with two foldable keys and opening boot selector (3 buttons) | ■ | ■ | ■ | ■ | – |
| Keyless Enter and Go (KESSY) | – | △ | △ | △ | ■ |
| Connectivity Hub with Wireless Phone Charger | – | △ | △ | △ | ■ |
| Cruise Control | – | ■ | ■ | ■ | ■ |
| Winter Pack / Heated front seats / Headlights washer system / Wash water level indicator | – | □ | □ | □ | ■ |
| Convenience Pack / Auto-dimming rear view mirror / Auto headlights with automatic coming & leaving home function / Rain sensing wipers | – | □ | □ | □ | ■ |
| Air conditioning | ■ | – | – | – | – |
| Dual zone climate control | – | ■ | ■ | ■ | ■ |
| Steering wheel-mounted gearshift paddles (DSG models only) | – | ■ | ■ | ■ | ■ |
| Rear view camera | – | □ | □ | ■ | ■ |
| Rear parking sensors | – | ■ | ■ | ■ | ■ |
| SEAT Drive Profile with Driving Experience button ¹ / Four different modes (Normal-Sport-Eco-Individual) / 4Drive versions include off-road and snow modes / Steering response / Throttle response / Gear shifts mode (only DSG models) | – | ■ | ■ | ■ | ■ |
| Progressive steering | – | – | – | ■ | ■ |

INSTRUMENT PANEL

| | S | SE | SE Technology | FR | XCELLENCE |
|---|---|----|---------------|----|-----------|
| 3.5" driver's display | ■ | ■ | ■ | ■ | ■ |
| Outside temperature gauge | ■ | ■ | ■ | ■ | ■ |
| Trip computer | ■ | ■ | ■ | ■ | ■ |
| RPM counter | ■ | ■ | ■ | ■ | ■ |
| Digital clock | ■ | ■ | ■ | ■ | ■ |
| Instrument lighting with brightness control | ■ | ■ | ■ | ■ | ■ |
| Low fuel warning light | ■ | ■ | ■ | ■ | ■ |
| Lights-left-on warning buzzer | ■ | ■ | ■ | ■ | ■ |

SAFETY AND SECURITY

| | | | | | |
|--|---|---|---|---|---|
| Driver and front passenger airbags | ■ | ■ | ■ | ■ | ■ |
| Front passenger airbag de-activation | ■ | ■ | ■ | ■ | ■ |
| Front side airbags | ■ | ■ | ■ | ■ | ■ |
| Two curtain airbags | ■ | ■ | ■ | ■ | ■ |
| Driver's knee airbag | ■ | ■ | ■ | ■ | ■ |
| Active front head restraints | ■ | ■ | ■ | ■ | ■ |
| ISOFIX points in outer rear seats with top tether anchorage points | ■ | ■ | ■ | ■ | ■ |
| Traction Control System (ASR) | ■ | ■ | ■ | ■ | ■ |
| Anti-lock brakes (ABS) | ■ | ■ | ■ | ■ | ■ |
| Electronic Stability Control (ESC) | ■ | ■ | ■ | ■ | ■ |
| Electronic differential lock system (XDS) | ■ | ■ | ■ | ■ | ■ |
| Locking wheel bolts | ■ | ■ | ■ | ■ | ■ |
| Front Assist, City Emergency Braking and Pedestrian Protection | ■ | ■ | ■ | ■ | ■ |
| Tyre pressure monitor | ■ | ■ | ■ | ■ | ■ |
| Hill hold control | ■ | ■ | ■ | ■ | ■ |
| Tiredness recognition | ■ | ■ | ■ | ■ | ■ |
| Front and rear seatbelt reminders | ■ | ■ | ■ | ■ | ■ |
| Alarm (perimeter and interior monitoring) | ■ | ■ | ■ | ■ | ■ |

¹ SEAT Drive Profile with Driving Experience button not available on 1.0 TSI engine

■ Standard □ Optional △ Part of a pack – Not available

OPTIONAL EQUIPMENT

Ateca

WHEELS AND TYRES

| | S | SE | SE Technology | FR | XCELLENCE |
|---|---|----|---------------|----|-----------|
| 17" "Dynamic" machined bi-colour alloy wheels 36/2 with 215/55 R17 94V tyres (4WD: 225/55 R17 97V tyres) | - | □ | - | - | - |
| 19" "Exclusive" machined bi-colour alloy wheels 36/1 with 235/40 R19 96Y tyres (4WD: 225/45 R19 92W tyres) | - | - | - | - | □ |
| 19" "Exclusive" machined with decorative inserts 36/2 with 235/40 R19 96Y tyres (4WD: 225/45 R19 92W tyres) | - | - | - | □ | - |
| Space saving spare wheel (in lieu of tyre repair kit) | □ | □ | □ | □ | □ |

EXTERIOR EQUIPMENT

| | | | | | |
|--|---|---|---|---|---|
| Metallic Paint | □ | □ | □ | □ | □ |
| Non Metallic Paint | □ | □ | □ | - | □ |
| Samoa Orange Special Paint | □ | □ | □ | □ | □ |
| Towbar pre-installation with hook | □ | □ | □ | □ | □ |
| Dark tinted rear windows | - | □ | □ | ■ | ■ |
| Panoramic sunroof: Includes advanced multi-colour interior ambient lighting with LED interior illumination and LED illuminated glovebox. (Deletes glasses storage compartment in roof console) | - | □ | □ | - | - |
| Panoramic sunroof (Deletes glasses storage compartment in roof console) | - | - | - | □ | □ |

INTERIOR EQUIPMENT

| | | | | | |
|---|---|---|---|---|---|
| Black leather sports seats including Winter Pack and Electrically adjustable driver seat (deletes box under seat) (some parts in simil leather) | - | - | - | □ | - |
| Electrically adjustable driver seat (deletes box under seat) | - | - | - | - | □ |

INFOTAINMENT

| | | | | | |
|---|---|---|---|---|---|
| SEAT Sound / 10 speakers / Subwoofer / Includes space saving spare wheel (in lieu of tyre repair kit) | - | □ | □ | □ | □ |
| Navigation System / 8" touchscreen / 3D Map display / High resolution colour driver's display / SD card slot x2 / DAB (Digital Audio Broadcasting) | - | □ | ■ | ■ | ■ |
| Navigation System Plus / Includes SEAT Sound / 8" touchscreen / Dynamic route guidance with 3D map display and 3D emblematic buildings / 2 nd USB port / 10GB hard disk drive / Includes space saving spare wheel (in lieu of tyre repair kit) | - | - | - | □ | □ |

¹ Not available on 1.0 TSI engines

² DSG models only

■ Standard □ Optional △ Part of a pack - Not available

FUNCTIONAL AND MECHANICAL

| | S | SE | SE Technology | FR | XCELLENCE |
|---|---|----|---------------|----|-----------|
| Park Assist: Self parking functionality (includes front and rear parking sensors) | - | □ | □ | □ | □ |
| Convenience Pack / Auto-dimming rear view mirror / Auto headlights with automatic coming & leaving home function / Rain sensing wipers | - | □ | □ | □ | ■ |
| Winter Pack / Heated front seats / Headlight washer system / Wash water level indicator | - | □ | □ | □ | ■ |
| Boot divider net | □ | □ | □ | □ | □ |
| Advanced multi-colour interior ambient lighting with LED interior illumination and LED illuminated glovebox | - | □ | □ | ■ | ■ |
| Top View camera with rear view camera | - | □ | □ | - | - |
| Top View camera | - | - | - | □ | □ |
| Rear view camera | - | □ | □ | ■ | ■ |
| XCELLENCE Pack: Includes topview camera, park assist, and Electric Tailgate with Virtual Pedal. | - | - | - | - | □ |
| Double floor (not available with space saving spare wheel on 4WD versions) | □ | □ | □ | □ | □ |
| Heated windscreen (includes Convenience Pack) ¹ | - | □ | □ | □ | - |
| Heated windscreen ¹ | - | - | - | - | □ |
| Keyless Enter and Go (KESSY) & Connectivity Hub with Wireless Phone Charger | - | □ | □ | □ | ■ |
| Electric Tailgate with Virtual Pedal | - | - | - | - | □ |
| Electric Tailgate with Virtual Pedal & Keyless Enter & Go (KESSY) & Connectivity Hub with Wireless Phone Charger | - | □ | □ | □ | - |
| Full LED Headlights: Includes welcome light in exterior mirror, automatic headlight adjustment and front LED fog lights with cornering function | - | □ | ■ | ■ | ■ |
| Dynamic Chassis Control (only available on 4Drive versions) | - | □ | □ | □ | □ |

SAFETY AND SECURITY

| | | | | | |
|--|---|---|---|---|---|
| Adaptive Cruise Control | - | □ | □ | □ | □ |
| Driving Assistance Pack 1: Includes high beam assist, lane assist and convenience pack. | - | □ | □ | □ | - |
| Driving Assistance Pack 1: Includes high beam assist, and lane assist | - | - | - | - | □ |
| Driving Assistance Pack 2: Includes high beam assist, lane assist, traffic sign recognition and convenience pack. | - | - | - | □ | - |
| Driving Assistance Pack 2: Includes high beam assist, lane assist and traffic sign recognition. | - | - | - | - | □ |
| Advanced Driving Assistance Pack: Includes Driving Assistance Pack 1 plus blind spot detection, rear cross traffic alert and convenience pack. | - | □ | □ | □ | - |
| Advanced Driving Assistance Pack: Includes: Driving Assistance Pack 1 plus blind spot detection and rear cross traffic alert. | - | - | - | - | □ |
| Advanced Comfort & Driving Pack Plus ² : Includes Traffic jam assist, emergency assist, adaptive cruise control, driving assistance pack 2, blind spot detection, rear cross traffic alert and convenience pack (not available in combination with other driving assistance packs). | - | - | □ | □ | - |

SAFETY AND SECURITY

| | S | SE | SE Technology | FR | XCELLENCE |
|---|---|----|---------------|----|-----------|
| Advanced Comfort & Driving Pack Plus ² : Includes Traffic jam assist, emergency assist, adaptive cruise control, driving assistance pack 2, blind spot detection, rear cross traffic alert (not available in combination with other driving assistance packs). | - | - | - | - | □ |

FLEET ONLY OPTIONS

| | | | | | |
|---|---|---|---|---|---|
| Only Fleet: Standard Navigation System (without DAB (digital audio broadcasting)) | □ | - | - | - | - |
| Only Fleet: Driver seat lumbar adjustment | □ | ■ | ■ | ■ | ■ |

TECHNICAL DATA

Ateca

ENGINE

| | 1.0 TSI Ecomotive 115 PS (S, SE and SE Technology) | 1.4 EcoTSI 150 PS (SE, SE Technology, FR and XCELLENCE) | 1.4 EcoTSI 150 PS DSG (SE, SE Technology, FR and XCELLENCE) | 2.0 TSI 190PS 4DRIVE DSG-auto (FR) | 1.6 TDI Ecomotive 115 PS (S, SE, SE Technology and XCELLENCE) | 2.0 TDI 150 PS 4DRIVE (SE, SE Technology, FR and XCELLENCE) | 2.0 TDI 190 PS 4DRIVE DSG (FR and XCELLENCE) |
|--------------------------------------|--|--|--|--|---|--|--|
| Type (cylinders/valves per cylinder) | 3/4 | 4/4 | 4/4 | TBC | 4/4 | 4/4 | 4/4 |
| Displacement (cc) | 999 | 1395 | 1395 | TBC | 1598 | 1968 | 1968 |
| Bore and stroke (mm) | 74.5×76.4 | 74.5×80.0 | 74.5×80.0 | TBC | 79.5×80.5 | 81.0×95.5 | 81.0×95.5 |
| Compression ratio | 10.5 | 10.0 | 10.0 | TBC | 16.2 | 16.2 | 15.5 |
| Maximum power (PS/KW/rpm) | 115/85/5000-5500 | 150/110/5000-6000 | 150/110/5000-6000 | 190/140/4200-6000 | 115/85/3250-4000 | 150/110/3500-4000 | 190/140/3500-4000 |
| Maximum torque (Nm/lb.ft/rpm) | 200/148/2000-3500 | 250/184/1500-3500 | 250/184/1500-3500 | 320/236/1450 - 4200 | 250/184/1500-3250 | SE/SET: 340/250/1750-3000 XE: 340/251/1750-3000 | 400/295/1750-3250 |
| Fuel supply system | TSI Direct injection | TSI Direct injection | TSI Direct injection | TSI Direct Injection | Direct injection: common rail | Direct injection: common rail | Direct injection: common rail |
| Fuel type | Petrol | Petrol | Petrol | Petrol | Diesel | Diesel | Diesel |
| Emission control | EU6 | EU6 | EU6 | EU6 | EU6 | EU6 | EU6 |
| Start/Stop System | ✓ | ✓ | ✓ | ✓ | ✓ | ✓ | ✓ |
| Energy Recovery System | ✓ | ✓ | ✓ | ✓ | ✓ | ✓ | ✓ |

PERFORMANCE

| | | | | | | | |
|--------------------------|-----|-----|-----|-----|------|-----|-----|
| Maximum speed (mph) | 114 | 125 | 123 | TBC | 114 | 122 | 132 |
| Acceleration 0-62mph (s) | 11 | 8.5 | 8.6 | TBC | 11.5 | 9 | 7.5 |

FUEL CONSUMPTION

| | | | | | | | |
|---------------------------|-------------------------------------|---|---|-----|--|---|------------|
| Urban mpg (l/100km) | S/SE: 45.6 (6.2) SET: 44.8 (6.3) | SE: 45.6 (6.2) SET/XE: 44.8 (6.3) | SE: 44.1 (6.4) SET/FR/XE: 44.1 (6.4) | TBC | S/SE: 60.1 (4.7) SET/XE: 58.9 (4.8) | SE: 48.7 (5.8) SET/FR/XE: 47.9 (5.9) | 47.9 (5.9) |
| Extra-urban mpg (l/100km) | S/SE: 61.4 (4.6) SET: 60.1 (4.7) | SE: 58.9 (4.8) SET/FR/XE: 57.6 (4.9) | SE: 57.6 (4.9) SET/FR/XE: 57.6 (4.9) | TBC | S/SE: 68.9 (4.1) SET/XE: 67.3 (4.2) | SE: 61.4 (4.6) SET/FR/XE: 60.1 (4.7) | 57.6 (4.9) |
| Combined mpg (l/100km) | S/SE: 54.3 (5.2) SET: 53.3 (5.3) | SE: 53.3 (5.3) SET/FR/XE: 52.3 (5.4) | SE: 52.3 (5.4) SET/FR/XE: 51.4 (5.5) | TBC | S/SE: 65.7 (4.3) SET/XE: 64.2 (4.4) | SE: 56.5 (5.0) SET/FR/XE: 55.4 (5.1) | 53.3 (5.3) |

CO₂ EMISSION

| | | | | | | | |
|------------------------|----------------------|--------------------------|--------------------------|-----|----------------------|--------------------------|-----|
| CO ₂ (g/km) | S/SE: 119 - SET: 120 | SE: 122 - SET/FR/XE: 123 | SE: 124 - SET/FR/XE: 125 | TBC | S/SE: 113 - SET: 114 | SE: 128 - SET/FR/XE: 129 | 135 |
|------------------------|----------------------|--------------------------|--------------------------|-----|----------------------|--------------------------|-----|

¹The maximum power output figures are quoted in PS (or Pferdestärke, which is the metric equivalent of horsepower). To convert from metric to imperial horsepower, divide the PS by 1.0139.

²Where law permits.

³Official fuel consumption according to EU Directive 99/94. The consumption calculation according to 1999/100/EC is based on the actual unladen weight of the vehicle. Additional specifications can lead to a higher weight class and hence to consumption figures of this higher weight class. The driving style, road traffic conditions, environmental influences and vehicle condition can in practice lead to consumption figures which may differ from those calculated within this standard.

TRANSMISSION

| | 1.0 TSI Ecomotive 115 PS (S, SE and SE Technology) | 1.4 EcoTSI 150 PS (SE, SE Technology, FR and XCELLENCE) | 1.4 EcoTSI 150 PS DSG (SE, SE Technology, FR and XCELLENCE) | 2.0 TSI 190PS 4DRIVE DSG-auto (FR) | 1.6 TDI Ecomotive 115 PS (S, SE, SE Technology and XCELLENCE) | 2.0 TDI 150 PS 4DRIVE (SE, SE Technology, FR and XCELLENCE) | 2.0 TDI 190 PS 4DRIVE DSG (FR and XCELLENCE) | |
|---------------------------------------|---|--|--|---|---|--|---|--|
| Gearbox type | 6-speed manual | 6-speed manual | 7-speed automatic | 7-speed automatic | 6-speed manual | 6-speed manual | 7-speed DSG-auto | |
| Ratios | I 3.769 II 1.955 III 1.281 IV 0.973 V 0.778 VI 0.646 VII - R 3.182 | 4.111 2.118 1.360 1.029 0.857 0.733 - | 3.765 2.273 1.531 1.133 1.176 0.956 0.795 4.167 | 3.4 2.75 1.767 0.925 0.705 0.755 0.635 3.805 | 4.111 2.118 1.360 0.971 0.733 0.592 - | 3.769 1.958 1.257 0.870 0.875 0.717 - | 3.769 1.958 1.257 0.870 0.875 0.717 - | 3.579 2.750 1.677 0.889 0.677 0.722 0.561 2.901 |
| Group 1 ratio | 4.353 | 3.647 | 4.438 | 4.471 | 3.647 | 3.999 | 3.944 | |
| Group 2 ratio | - | - | 3.227 | 3.304 | - | 3.087 | 3.304 | |
| Speed at 1000rpm in IV/V/VI/VII (mph) | 17.8/22.3/26.8/- | TBC | TBC | TBC | TBC | 22.4/29.1/34.7/- | TBC | |

CHASSIS

| | | | | | | |
|--|---|--|--|---|--|---|
| Front suspension | Independent type McPherson - coil springs- hydraulic shock absorber | | | | | |
| Rear suspension | Semi-rigid axle, coil springs and hydraulic shock absorber | Semi-rigid axle, coil springs and hydraulic shock absorber | Semi-rigid axle, coil springs and hydraulic shock absorber | Multilink axle, coil springs and hydraulic shock absorber | Semi-rigid axle, coil springs and hydraulic shock absorber | Independent type McPherson - coil springs- hydraulic shock absorber |
| Steering system | R-EPS (Rack Electric Power System) | | | | | |
| Turning circle diameter [wall to wall] (m) | 10.8 | 10.8 | 10.8 | 10.8 | 10.8 | 10.8 |

BRAKING SYSTEM

| | | | | | | |
|-------------------------------|---|--------|--------|--------|--------|--------|
| Brake System | Dual hydraulic circuit and brake system diagonal split with brake booster | | | | | |
| Type (front/rear) | Front ventilated disk brakes/Rear solid disc brakes | | | | | |
| Front discs (mm) ^a | 312×25 | 312×25 | 312×25 | 312×25 | 312×25 | 312×25 |
| Rear discs (mm) ^a | 272×10 | 272×10 | 272×10 | 272×10 | 272×10 | 272×10 |

WHEELS

| | | | | | | | |
|----------------|---|---|---|-----------------------|--|---|-----------------------|
| Rims and tyres | S: 16"×6J 215/60 R16 95V SE: 17"×7J 215/55 R17 94V SET: 18"×7J 215/50 R18 92W | SE: 17"×7J 215/55 R17 94V SET/FR/XE: 18"×7J 215/50 R18 92W | SE: 17"×7J 215/55 R17 94V SET/FR/XE: 18"×7J 215/50 R18 92W | 18"×7J 225/50 R18 92W | S: 16"×6J 215/60 R16 95V SE: 17"×7J 215/55 R17 94V SET/XE: 18"×7J 215/50 R18 92W | SE: 17"×7J 225/55 R17 97V SET/FR/XE: 18"×7J 225/50 R18 95W | 18"×7J 225/50 R18 95W |
|----------------|---|---|---|-----------------------|--|---|-----------------------|

DIMENSIONS

| | | | | | | | |
|------------------------------|---|------------------------------|------------------------------|----------------|--|----------------|----------------|
| Max Length/width/height (mm) | S: 4363/1841/1601 SE/SET: 4363/1841/1615 | SE/SET/FR/XE: 4363/1841/1615 | SE/SET/FR/XE: 4363/1841/1615 | 4363/1841/1625 | S: 4363/1841/1601 SE/SET/XE: 4363/1841/1615 | 4363/1841/1625 | 4363/1841/1625 |
| Max Wheelbase (mm) | 2638 | 2638 | 2638 | 2630 | 2638 | 2630 | 2630 |
| Max Track front/rear (mm) | 1576/1541 | 1576/1541 | 1576/1541 | 1572/1544 | 1576/1541 | 1572/1544 | 1572/1544 |
| Boot capacity (l) | 510 | 510 | 510 | 485 | 510 | 485 | 485 |
| Fuel tank capacity (l) | 50 | 50 | 50 | 55 | 50 | 55 | 55 |

WEIGHTS

| | | | | | | | |
|--|------|------|------|-----|------|------|------|
| Kerb weight [with driver] (kg) | 1280 | 1359 | 1375 | TBC | 1375 | 1548 | 1589 |
| Permissible gross weight (kg) | 1830 | 1900 | 1920 | TBC | 1910 | 2100 | 2130 |
| Max. towing weight without brake (kg) | 640 | 670 | 680 | TBC | 680 | 750 | 750 |
| Max. towing weight with brake 8% (kg) | 1500 | 1850 | 1800 | TBC | 1700 | 2000 | 2100 |
| Max. towing weight with brake 12% (kg) | 1300 | 1800 | 1600 | TBC | 1500 | 2000 | 2100 |

TECHNICAL DATA

Dimensions



Engine Availability

| PETROL | S | SE | SE Technology | FR | XCELLENCE |
|-------------------------------|---|----|---------------|----|-----------|
| 1.0 TSI Ecomotive 115PS | ■ | ■ | ■ | - | - |
| 1.4 EcoTSI 150PS | - | ■ | ■ | ■ | ■ |
| 1.4 EcoTSI DSG-auto 150PS | - | ■ | ■ | ■ | ■ |
| 2.0 TSI DSG-auto 4Drive 190PS | - | - | - | ■ | - |

| DIESEL | S | SE | SE Technology | FR | XCELLENCE |
|-------------------------------|---|----|---------------|----|-----------|
| 1.6 TDI Ecomotive 115PS | ■ | ■ | ■ | - | ■ |
| 2.0 TDI 4Drive 150PS | - | ■ | ■ | ■ | ■ |
| 2.0 TDI DSG-auto 4Drive 190PS | - | - | - | ■ | ■ |



SAFETY FIRST.
A maximum 5-star Euro NCAP (For detailed information go to www.euroncap.com) safety rating and the most advanced safety features proves it's one of the safest cars in it's class.

TECHNICAL DATA

Safety



PARK ASSIST.
Takes the stress out of parking as ultrasonic sensors measure the distance between the rear of the vehicle and other objects. This feature even takes control of the steering wheel while manoeuvring.

CORNERING LIGHT.
Cornering lights provide additional illumination of the area to the side of the vehicle, making night-time parking and turning safer.



KEYLESS SYSTEM.
For ultimate convenience and maximum security, add KESSY Keyless Enter and Go to open and close the doors and boot of your Ateca without even having to take your keys out of your pocket.

CUSTOMISE SEAT Accessories.

Let your car reflect your personal style, equipped for the life you lead. Specifically designed and fully tested, all SEAT Genuine Accessories come with a two-year warranty* (unless otherwise stated), extended to three years† when bought and fitted before registration of a brand new vehicle.

There's a range of Accessory packs to suit every lifestyle, as well as individual accessories (including those in the Accessory packs) from styling accessories to the more practical safety accessories. For full details visit seat.co.uk/accessories or ask your dealer for a copy of the 'Customise SEAT Accessories' range brochure.



2 **3**
TWO-YEAR WARRANTY ON ALL* ACCESSORIES
THREE-YEAR WARRANTY ON FITTED ACCESSORIES† (BEFORE REGISTRATION)

'CLICK+GO' ONLINE ACCESSORY ORDERING



Click+Go is a simple way to order your SEAT Accessory Pack online to be delivered to your local dealer. The fitted price you see is all you pay. So you know what you're paying upfront with no hidden extras. With easy steps to follow it really is straightforward and, of course, you can 'click+go' any time. You can order at your SEAT dealer or online at: www.seat.co.uk/accessories

* Applies to SEAT Genuine Accessories only. † Applies to SEAT Genuine Accessories only. Up to 2-year warranty on others.

SEAT ACCESSORY PACKS

Travel pack – Essentials

Wherever you're heading, when you're equipped with the right, practical accessories, you can enjoy the journey even more.

- travel Pack – ESSENTIALS
- /Emergency phone charger
- / Vehicle safety kit
- /Umbrella
- /Torch
- /Folding shovel
- /Travel bag



SEAT ACCESSORY PACKS

Adventure pack

Whatever you have planned, our Adventure pack gives you a hassle-free system with roof bars and bike system, as well as peace of mind with the vehicle safety kit and protective loadliner.

- ADVENTURE PACK
- / Surf, ski or bike holder
- / Protective loadliner
- / Roof bars
- / Vehicle safety kit



TOURING
Umbrella



SAFETY
Torch



PROTECT AND CARE
Protective boot tray



TOURING
Travel bag



INFOTAINMENT
Emergency phone charger



SAFETY
Folding shovel



TOURING
Bike holder Roof bars

SEAT ACCESSORY PACKS

Gadget pack

A pack full of the latest practical SEAT accessories gadgets to keep your car organised and functional, including the latest Espresso machine.

- GADGET pack
- / Espresso machine
- / Tablet seat mount
- / Hook for headrest
- / Headrest clothes hanger



SEAT ACCESSORY PACKS

Business pack

Keep everything in its place with these handy accessories and arrive with your clothes crease-free with the headrest clothes hanger.

- BUSINESS PACK
- / Headrest clothes hanger
- / Round storage compartment
- / Hook for headrest
- / ×1 base unit
- / Pen
- / Notepad
- / Umbrella
- / Emergency phone charger



SEAT ACCESSORY PACKS

Family packs

As your child grows, we have the accessories that grow with them and make the journey enjoyable and safe.

- | | |
|---------------------------|---------------------------|
| INFANT PACK | YOUNG PACK |
| / RECARO Privia | / RECARO Nova IS |
| / RECARO fix base | / Child-monitoring mirror |
| / Child-monitoring mirror | / Seat cover |
| / Seat cover | / Protective loadliner |
| / Protective loadliner | |



SEAT ACCESSORY PACKS

Protection pack

Love your SEAT and it will love you back. Dirt or dog hairs, no problem. Mud and mess? Sorted. Choose this accessories pack, get on with the way you live, knowing your SEAT is protected for its lifetime.

- PROTECTION PACK
- / Mud flaps
- / Protective boot tray
- / Rubber mats



INFOTAINMENT
Tablet seat mount



TOURING
Hook for headrest



TOURING
Headrest clothes hanger



TOURING
Round storage compartment



TOURING
Umbrella



INFOTAINMENT
Emergency phone charger



SAFETY
RECARO Privia & fix base



PROTECT AND CARE
Seat cover



SAFETY
RECARO Nova IS (with seatfix)



PROTECT AND CARE
Protective boot tray



SAFETY
Child-monitoring mirror



PROTECT AND CARE
Mud flaps



PROTECT AND CARE
Rubber mats

SEAT ACCESSORIES

Exterior style.

Designed specifically for your Ateca, these styling accessories add a striking and dynamic look. Unique design combines sportiness with elegance to make your SEAT as individual as you are.

EXTERIOR STYLE

Front styling trim

Decorative front part, accessorise the front bumper to add off-road design.

Front styling colour insert

Front styling colour insert available in 4 colours; Samoa Orange, CONNECT Blue, Silver Crossover and Emotion Red.

EXTERIOR STYLE

Wing mirror covers

Available in; Samoa Orange, CONNECT Blue, Silver Crossover and Emotion Red.

19" alloy wheel Samoa Orange



EXTERIOR STYLE

Rear bumper styling trim

Customise your Ateca with these aerodynamic and impact resistant accessories. Turn heads with this purposeful and sportier look. Available in blind, two and one hole designs, dependent on engine, trim level and exhaust. Ask your dealer for more information.

Rear styling colour insert

Rear styling colour insert available in 4 colours; Samoa Orange, CONNECT Blue, Silver Crossover and Emotion Red.



EXTERIOR STYLE

Front grille moulding

Emphasise your Ateca's stance with this sporty front grille moulding. Front moulding consists of 1 piece that covers the outer edge of the lower front grille. Silver colour.



EXTERIOR STYLE

Front fog light moulding

Add that extra touch of style and dynamism with this chrome-look front fog light moulding. Front moulding consists of 1 piece that covers the outer edge of the fog light.



EXTERIOR STYLE

High-gloss chrome tailgate trim

Designed to give the right touch of elegance for the rear of the vehicle, the silver moulding will make it shine with style.



EXTERIOR STYLE

Side door mouldings

Side moulding consisting of 2 pieces that cover the lower area of the doors. Silver colour. Provides elegant design to the side of the vehicle.



EXTERIOR STYLE

18" alloy wheel Shiny Silver

For maximum personalisation – adding a sporty and purposeful stance – choose your alloy style to make your car your style.



EXTERIOR STYLE

18" alloy wheel Black Diamond Cut

For maximum personalisation – adding a sporty and purposeful stance – choose your alloy style to make your car your style.



EXTERIOR STYLE

19" alloy wheel Aneto Black

For maximum personalisation – adding a sporty and purposeful stance – choose your alloy style to make your car your style.



EXTERIOR STYLE

19" alloy wheel – available in 4 colours

Available in Samoa Orange, CONNECT Blue, and Emotion Red Diamond Cut and Matt Silver.

CAREFREE

Ownership.

Carefree ownership isn't just about caring for your car. It's also about helping you enjoy your SEAT experience more, in every way, over every mile you drive.

/ It's about fixed price servicing and fixed price Service Plans, in place to smooth the financial road throughout your SEAT journey.

/ It's helping you give your SEAT the look and style that makes it all your own, easily and affordably, with all the most popular accessories available to order online 24/7.

/ It involves keeping you safe, with the right tyres always at competitive prices.

/ It's peace of mind from Extended Warranties that take the worry out of unexpected repairs.

/ And it's about giving you three years of SEAT's accident management cover absolutely free.

All together, it's all you need to give you Carefree Ownership of your SEAT.



CAREFREE

OWNERSHIP

YOU'LL KNOW HOW MUCH

With our fixed price servicing and maintenance.

Your SEAT is special to you, and deserves special treatment when it's time for a service or repair. So put it in the hands of people who know and care about your car as much as you do, your SEAT Dealer.

The benefits at a glance

- / Clarity on the cost with our service and maintenance fixed prices.
- / Easy, free drop-off and collection or a courtesy lift to your home or work, or a low-cost, insured loan car.
- / SEAT recommended video service report.
- / Wash and vacuum with every service.
- / Option to book your service online 24/7.
- / FREE UK and European Roadside Assistance worth £245 for all cars 2-15 years, when a service is booked online. This includes cover from the moment you leave home to the moment you get back.

Plus all the SEAT standards you would expect

- / SEAT technicians, using the latest diagnostic technology.
- / Check of SEAT software and product enhancements.
- / SEAT-approved parts fitted complete with two year warranty*.
- / A SEAT stamp in the service book.
- / National network of Dealers.

SEAT.CO.UK/SERVICE

SEAT Service Plans

Our Service Plans cover so much for such a small monthly outlay, they really make a lot of sense.

Transparency

You can easily plan your car's service requirements and either pay for the Service Plan in full or spread the cost with affordable 18 monthly payments of £21.00 for 24 months cover. It's worry-free and ensures that you're taking the best care possible of your car, today and tomorrow.

Savings

There's no better way to enjoy peace of mind whilst you care for your car.

- / You can choose either two or three year Service Plan.
- / Plan is protected from inflation.
- / Residual value enhanced with a SEAT stamp in the service book.
- / Plan is transferable, when fully paid, to another owner.
- / No tie-in with a specific Dealership, choose any SEAT Dealer from the nationwide network.

Terms and conditions apply.

*Excludes wear and tear items.

EXTENDED WARRANTY

Extend your peace of mind.

When you buy a new SEAT from a SEAT Dealer, your new car is covered by a three year/60,000 miles manufacturer warranty. And if you take out a SEAT Extended Warranty before your new car is registered, you'll get exactly the same level of cover for up to five years, at extremely competitive prices. Plus it's fully transferable to the new owner (and subsequent owners) should you sell your car – enhancing the resale value of the car.

Taking out a SEAT Extended Warranty is easy, you can choose the warranty to last until the end of the 4th year/up to 75,000 miles or until the end of the 5th year up to 90,000 miles (age or mileage, whichever comes soonest).

You'll enjoy all the following:
/ Exactly the same cover as the original manufacturer warranty.

/ No limit to the number of claims, no excess and no need to pay and reclaim (within the UK)

/ Repairs carried out by a member of the SEAT authorised network using SEAT genuine parts.

/ Simple process to have the repairs done. Just contact your SEAT Dealer and take your policy with you when you drop your car in.

These Extended Warranties are only available at the time of ordering a new SEAT.

INSURANCE

SEAT's free accident and repair cover.

Did you know that your insurer may not guarantee to use SEAT approved repairers or parts? With so much complex safety technology in your SEAT you won't want to risk compromising your car with parts that have not been made specifically for your SEAT. As a SEAT customer you are entitled to three years' FREE accident and repair cover. Our cover works alongside your main motor insurance policy, giving you and your car additional protection.

Benefits at a glance

/ A dedicated claims manager to manage your claim from start to finish.

/ Guaranteed use of a SEAT approved repairer and SEAT trained technicians.

/ Receive a repair guarantee, which includes a two year parts warranty and three year paint warranty.

/ Legal expenses cover to help recover any uninsured losses.

SEAT-INSURANCE.CO.UK



SOLUTIONS PERSONAL CONTRACT PLAN (PCP)

Making your budget go the extra mile

Solutions (PCP) is a flexible finance package that really puts you in the driving seat. Solutions offers flexibility – from your deposit and monthly repayments to what you do with your SEAT at the end of the agreement.

By paying a small deposit (as little as a single month's repayment) over a period from 18 months up to four years, you can enjoy a plan individually suited to your needs and monthly budget.

Solutions takes away the worry of depreciation because a proportion of the value is left until the end of the agreement (the optional final payment), which acts as a guaranteed minimum future value. By doing this, you can lower your monthly repayments or make your budget stretch even further with a higher spec.

The options are wide open with Solutions.

DECISION TIME

1. Choose a repayment period and annual mileage.
2. Pay your deposit which can be made up of cash or a part exchange.
3. Agree the number of repayments.

Setting the deposit and repayment term helps create the right combination for a monthly payment budget.

AT THE END OF YOUR AGREEMENT YOU HAVE 3 OPTIONS

1. Part exchange your existing car for a new SEAT.
2. Pay the optional final repayment and keep your SEAT.
3. Hand the car back (subject to terms and conditions).

IMPORTANT INFORMATION TO CONSIDER

- / You may end your agreement earlier than the full term. However, depending how far you are in to your agreement will affect the final amount left to pay.
- / If you exceed the anticipated mileage agreed at the start of your agreement and intend to return the vehicle then excess mileage charges will apply.
- / It is important to keep the vehicle in good condition as this will affect the value of the vehicle. If returned you may be charged for any damage that goes beyond fair wear and tear, if you choose to return your vehicle.

COST OF YOUR CAR

DEPOSIT

As little as one repayment

AMOUNT TO FINANCE

Divided into any choice of 18 to 48 fixed repayments

ADDITIONAL FINAL PAYMENT

You have three choices at the end of your agreement



An offer of finance depends on certain conditions. Finance subject to status. Available to 18s and over. Terms and conditions apply. SEAT Finance.



SEAT is committed to a policy of continuous product development and reserves the right to make changes to specifications, colours and prices without notice. The information in this brochure can therefore be given as guidance only. While SEAT makes every effort to ensure that specifications are accurate at the time of publication, you should always check with your authorised SEAT Partner for the latest information. Due to limitations of the printing process the colours reproduced in this brochure may vary slightly from the actual paint colour and material. This vehicle and all its parts, as well as the original spares, were designed according to the Legal Regulations governing the prevention and minimisation of Environmental Impact, through the use of recycled/recyclable materials, with measures taken to achieve suitable recycling for the conservation and improvement of environmental quality.

05/2017. Printed in Spain.

seat.co.uk