

# AVENSIS



**TOYOTA**

ALWAYS A  
**BETTER** WAY



**5** year  
TOYOTA  
WARRANTY




Built in  
Britain

# TOYOTA BETTER HAPPY TRUST TOGETHER YOU

EVERY DAY WE LOOK AHEAD, MOVE FORWARD, EVOLVE. OUR PASSION IS ALWAYS TO DELIGHT – WITH A CAR THAT EXCEEDS EXPECTATIONS, THRILLS, EXCITES, REASSURES AND DELIVERS BETTER FOR TODAY'S WAY OF LIFE.

TOYOTA. ALWAYS A **BETTER** WAY





**TOYOTA**

ALWAYS A  
**BETTER WAY**

# AVENSIS

WHERE THE BEST  
COMES AS STANDARD

**Confidence is not just a suit you put on in the morning.**

It's inherent. It allows you to choose what's right for you. Like the Avensis. A car that stands out from the crowd with a sharp look and a highly comprehensive package of innovative technology, comfort and safety. Avensis is all about smart thinking.

The Avensis is once again built at Toyota's state-of-the-art manufacturing facility in Burnaston, Derby. Toyota is proud of its British workforce, and you'll see why from the moment you open the driver's door.

## Contents

<b>Design</b>	<b>6</b>	<b>Practicality</b>	<b>16</b>	<b>Grades</b>	<b>22</b>	<b>Seat trims</b>	<b>36</b>	<b>Equipment</b>	<b>50</b>
<b>Interior</b>	<b>8</b>	<b>Engines</b>	<b>18</b>	<b>Colours</b>	<b>32</b>	<b>Options &amp; Accessories</b>	<b>38</b>	<b>Owning your Avensis</b>	<b>56</b>
<b>Technology</b>	<b>12</b>	<b>Safety</b>	<b>20</b>	<b>Wheels</b>	<b>34</b>	<b>Specifications</b>	<b>46</b>		



Model shown: Avensis Touring Sports – Business Edition Plus.

START YOUR DAY

IN THE BEST POSSIBLE SHAPE



**Whatever lies ahead – daily commute, client visits or leisurely days out with the kids – the Avensis comes prepared with sharp styling and uncompromising confidence.**

From the striking LED headlamps to the eye-catching V-shaped light guides, the bold design points to the agility and get-up-and-go of both Avensis Saloon and Avensis Touring Sports. An aggressive, large grille and dynamic alloy wheels complete the thoroughly stylish Avensis finish.



Models shown: Avensis Touring Sports and Saloon – Business Edition Plus.



## WE DON'T DO BUSINESS AS USUAL WE DO EXTRAORDINARY

**You don't need a long-distance trip to savour all the benefits of the Avensis: the interior feels instantly welcoming.**

First off, the satin chrome elements on the dashboard create a premium atmosphere, set against beautiful soft-touch materials. The driver will enjoy the tactile leather gear shift and a leather multi-function steering wheel. A new high-resolution colour TFT screen in the instrument panel displays a whole range of handy journey data. You can also access the latest Toyota Touch® 2 multimedia system with its large 8" touchscreen.



Model shown: Avensis Touring Sports – Business Edition.



## COMFORT APPROVED BY ALL YOUR SENSES

### **Relax and unwind in the cleverly composed Avenis interior.**

The distinctive and sophisticated Lunar Grey Alcantara® trim can be combined with either fabric or premium leather. Electrical lumbar support helps to find the right seat position for each driver for all-round comfort and support, especially on longer journeys. And for an even greater sense of airiness in the cabin, the Avenis can also be fitted with the Toyota Skyview® panoramic roof.

# A WORLD OF INFORMATION AND ENTERTAINMENT

## AT YOUR FINGERTIPS



**TOYOTA TOUCH® 2**

The Toyota Touch® 2 multimedia system features an easy-to-use high resolution 8" colour touchscreen. It lets you access and monitor a range of information related to your car. From viewing trip data and climate control settings to customising a number of functions, such as door locks and lighting, you'll find everything you need to make your journeys more comfortable. The system also helps to take the stress out of parking with a reversing camera display.

The Toyota Touch® 2's advanced audio system lets you appreciate your favourite music in rich quality and view album, artist and track information clearly, all via convenient Bluetooth® or USB connections. Additionally, your audio options can be accessed through the clear touchscreen, letting you select a wide choice of DAB+ stations or enjoy a favourite CD or MP3, so you can appreciate the full, crystal-clear multimedia experience with ease.



**BLUETOOTH®**



**REVERSING  
CAMERA**



**INFORMATION  
DISPLAY**



**MP3 & iPOD®  
CONNECTIVITY**



**MULTIMEDIA  
MANAGEMENT**



## TOYOTA TOUCH® 2 WITH GO

### Now with three years' free map care and connected services.

Toyota Touch® 2 with Go adds enhanced full-map navigation as well as class-leading connected services, delivered through its wide range of apps. Intuitive navigation provides clear visual display of signposts, junctions and lane guidance as well as speed limit and speed camera warning.

The new auto navigation function lets you programme up to four destinations, for each day of the week. So when you set off within a departure window, your chosen destination will be automatically activated and a route plotted. The system will also show you traffic information, making your daily commutes less of a grind.

In addition, the enhanced multimedia offering available on Excel grade includes features such as 3D maps, voice recognition and text-to-speech.

**Compatibility and synchronisation:** Device synchronisation and compatibility may depend on a number of factors, including the device being used, software versions installed, inbox size and your mobile network. All features are developed to industry-wide standards. Toyota cannot guarantee that all devices will operate or be compatible with our vehicles.



Image representative of Excel grade.

# YOUR MULTIMEDIA WORLD...

Breakthrough connected services are pre-installed in your system (Toyota Touch® 2 with Go) and are free for the first 3 years. To activate and access these services, simply create a **My Toyota** account and register your device. You can commence the registration process directly from within your vehicle in a few simple steps. By pairing/connecting your phone, you can enjoy many benefits, including innovative Toyota Real-Time traffic powered by TomTom and Google Street View™.



## Toyota Real-Time Traffic powered by TomTom

Works on real-time traffic flow to optimise the navigation service. Alerts you to slow-moving or queuing traffic, with the option to re-route your journey to avoid congestion and save time.



## Online applications

Activate apps on your Toyota Touch® 2 with Go navigation system to keep you informed and entertained. Apps are available for everything from the weather, to fuel costs and available parking places, helping you to drive safely and more economically.



Bluetooth®



Reversing camera



3D city maps\*



MP3 & iPod® connectivity



\* Excel grade only.

# ...STAY INFORMED WHEREVER YOU GO



## Google Street View™ and Panoramio™

Provides imagery of your current location, or a location of your choice, allowing you to start navigating directly from the image, so you'll never be lost.



## Online Local Search

Point Of Interest database enhanced by an online search facility. Connects to the internet via your phone, allowing you to search easily for the nearest fuel station, restaurant, hospital or any type of place of interest.

Toyota Online services available on Toyota Touch® 2 with Go. Availability of Toyota Online services depends on compatibility with a Bluetooth®-equipped mobile phone (with DUN or PAN Bluetooth® profile) with a data plan. It also requires a mobile network operator that permits tethering.

## TFT screen

Viewing all the information you need, couldn't be more convenient. The highly visible new 4.2" TFT screen, located in the instrument panel, displays useful information such as distance covered, average speed and fuel consumption. Designed to reflect Toyota Touch® 2, the new TFT screen shares the same colour-rich graphics. It mirrors the multimedia system with information on navigation, telephone and music settings and also displays the latest Toyota Safety Sense functions.





# HELPFUL, FLEXIBLE, GENEROUS: ALL THE TRAITS YOU LOVE

## Business trip or family outing – Avenis accommodates your life effortlessly.

The interior feels exceptionally spacious with plenty of legroom and head space for everyone. For added flexibility, the rear seats split 60/40 on both the Avenis Saloon and Avenis Touring Sports. The spacious Avenis boot has a capacity of 509 litres. You can increase this to 543 litres in the generous Avenis Touring Sports. Whatever you have planned, the Avenis is designed to work around you.

### 1. Flat loading space

Creating this much room – 1609\* litres to be precise – couldn't be easier. The cargo area simply folds flat for effortless loading.

### 2. 60/40 split folding rear seats

This perfect seat arrangement for flexible loading also comes in handy for carrying long items.

### 3. Boot capacity

Up to 543<sup>§</sup> litres of luggage volume, convenient luggage partition net and boot rails with movable hooks, everything to make transporting your items that little bit more effortless.

\* Avenis Touring Sports – VDA luggage capacity, rear seat down.

§ Avenis Touring Sports – VDA luggage capacity, rear seat up.

Model shown: Avenis Touring Sports – Excel.



1.



2.



3.



**Model shown: Avensis Saloon – Business Edition Plus.**

# PERFORMANCE OR EFFICIENCY?

## BE A WINNER IN BOTH

**Avensis' fuel-efficient, low-emission powertrains are designed to meet all your needs.**

It's a powerful performer for long-distance journeys, the quick commute and anything in between. All combined with low running costs. In fact, the diesel engines now feature Stop & Start technology to reduce emissions and fuel consumption even further. All the while, the finely tuned suspension and steering ensure responsive handling and excellent ride comfort.

Engine	Power	Fuel consumption*	CO <sub>2</sub> emissions*	Acceleration	Available on
<b>1.8 Petrol</b> 6-Speed Manual	<b>147</b> DIN hp	<b>43.5–47.1</b> mpg	<b>139–149</b> g/km	<b>9.4–9.7</b> secs 0–62 mph	<b>Active, Business Edition, Design, Business Edition Plus, Excel</b>
<b>1.8 Petrol</b> Automatic	<b>147</b> DIN hp	<b>44.1–47.9</b> mpg	<b>138–148</b> g/km	<b>10.4–10.7</b> secs 0–62 mph	<b>Active, Business Edition, Design, Business Edition Plus, Excel</b>
<b>1.6 Diesel</b> 6-Speed Manual	<b>112</b> DIN hp	<b>62.8–67.3</b> mpg	<b>108–116</b> g/km	<b>11.4–11.7</b> secs 0–62 mph	<b>Active, Business Edition, Design, Business Edition Plus</b>
<b>2.0 Diesel</b> 6-Speed Manual	<b>143</b> DIN hp	<b>58.9–62.8</b> mpg	<b>119–124</b> g/km	<b>9.5–9.8</b> secs 0–62 mph	<b>Business Edition, Design, Business Edition Plus, Excel</b>

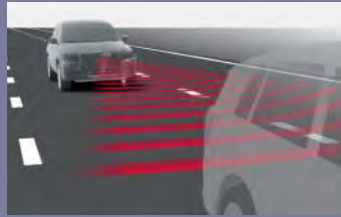
\* Combined cycle.

For full mpg and CO<sub>2</sub> emissions data please see page 46.

Mpg and CO<sub>2</sub> data sourced from EU tests. For more information please see the back cover.

# TOYOTA SAFETY SENSE

## KEEPING YOU IN SAFE HANDS




1.



2.



3.



4.

**In the Avensis, you're better protected than ever. Toyota Safety Sense\* adds advanced active safety systems for an even safer and more relaxed drive.**

Four active safety technologies, Pre-Collision System, Lane Departure Alert, Automatic High Beam and Road Sign Assist are at the heart of Toyota Safety Sense. On top of that, there are of course a wide range of innovative safety systems as standard. For more information on Avensis safety technologies, please scan the QR code opposite.

### 1. Pre-Collision System

Toyota Safety Sense's Pre-Collision System uses a camera and laser to detect other vehicles in the road ahead. When the possibility of a collision is detected the driver is alerted with audio and visual warnings and brake assistance is activated. If the driver fails to brake in time the brakes automatically engage to prevent or mitigate a collision.

### 2. Lane Departure Alert

Using a camera to detect the lane markings in the road ahead, Toyota Safety Sense's Lane Departure Alert will alert the driver with audio and visual warnings if the vehicle starts to deviate from its lane without the turn indicator being applied – the driver can then take corrective action.

\* Standard on all grades. Active grade takes Pre-Collision System only.

### 3. Automatic High Beam

Toyota Safety Sense's Automatic High Beam is designed to optimise visibility during night driving for all road users. A camera detects the lights of oncoming vehicles and leading traffic whilst also monitoring the brightness of street lights. It switches automatically between high and low beam for safer night-time driving.

### 4. Road Sign Assist

Toyota Safety Sense's Road Sign Assist monitors the road signs ahead, displaying useful information such as the current speed limit or overtaking restrictions in clear view on the new colour TFT cockpit display. The system also provides a visual and audio warning if you are not following the road sign indication.



Scan this QR code.  
Find out more on  
Toyota Safety Sense.



**All active safety technologies** are intended to be back-up systems only and are not a substitute for safe and attentive driving. The functionality of these systems may be impacted by driving conditions. Further information is available from your local Toyota Centre.



Five-star Euro NCAP rating  
for the Avensis.  
For more information please  
go to [www.euroncap.com/en](http://www.euroncap.com/en)

# ACTIVE

An impressive array of premium features are part and parcel of Active grade, including cruise control and Pre-Collision System (PCS). Inside, you'll enjoy the comfort of air conditioning and a leather steering wheel with integrated controls.

## Main features

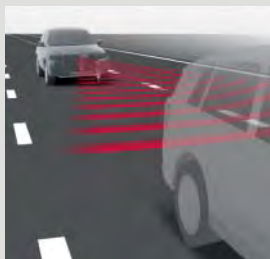
- 16" steel wheels with wheel caps
- Halogen headlamps
- LED daytime running lights (bulb type)
- LED rear combination lights
- Pelham black and grey fabric seats
- Leather steering wheel and gear shift knob
- Front power windows
- Manual air conditioning
- Electrochromatic rear-view mirror
- CD/radio unit with Bluetooth®

- 6 speakers
- Monochrome TFT multi-information display
- Toyota Safety Sense (Pre-Collision System only)
- Hill-start Assist Control (HAC)
- Cruise control

## Optional features

- Protection Pack
- Chrome Pack
- Parking Pack (front and rear parking sensors)
- Towing Pack
- Integrated Entertainment Pack





# BUSINESS EDITION

Business Edition grade offers you an enhanced Toyota Safety Sense package for even greater protection. You will also enjoy a world of information and entertainment with the Toyota Touch® 2 with Go navigation system. It features an intuitive 8" display and reversing camera for easy parking.

## Main features (additional to Active grade)


- 17" alloy wheels
- Toyota Touch® 2 with Go navigation system
- Power-retractable door mirrors
- Rain and dusk sensors
- Amberley dark grey fabric seats with Lunar Grey Alcantara® inserts
- Power-adjustable lumbar support on driver's seat
- Full power windows
- Automatic air conditioning
- Front fog lamps
- 8" touchscreen with DAB radio, Bluetooth® and USB/iPod®/Aux connectivity (no CD player)

- Colour TFT multi-information display
- Reversing camera
- Toyota Safety Sense (Pre-Collision System, Lane Departure Alert, Automatic High Beam, Road Sign Assist)

## Optional features

- Protection Pack
- Chrome Pack
- Parking Pack (front and rear parking sensors)
- Towing Pack
- Integrated Entertainment Pack





# DESIGN

Design grade comes equipped with 18" machined-face alloy wheels and Gresham leather seats with Lunar Grey Alcantara® inserts, but it also gives you a choice of many optional features, from Toyota Skyview® panoramic roof to different practical and design packs.


#### **Main features (additional to Business Edition grade)**

- 18" machined-face alloy wheels
- Gresham leather seats with Lunar Grey Alcantara® inserts
- Privacy glass

#### **Optional features**

- Toyota Skyview® panoramic roof (Touring Sports only)
- Protection Pack
- Chrome Pack
- Parking Pack (front and rear parking sensors)
- Towing Pack
- Integrated Entertainment Pack





# BUSINESS EDITION PLUS

Business Edition Plus grade offers a refined interior available in dark grey leather with Lunar Grey Alcantara® inserts. On the exterior, you'll notice stylish design elements like the full LED headlamps with light guides and fog lamps with cornering function, 17" machined alloys as well as privacy glass.

#### **Main features (additional to Business Edition grade)**

- 17" machined-face alloy wheels
- Gresham leather seats with Lunar Grey Alcantara® inserts
- LED headlights
- Daytime running lights with LED light guides
- Automatic headlamp levelling
- Front fog lamps with cornering function
- Smart entry and start system
- Privacy glass

#### **Optional features**

- Toyota Skyview® panoramic roof (Touring Sports only)
- Protection Pack
- Chrome Pack
- Parking Pack (front and rear parking sensors)
- Towing Pack
- Integrated Entertainment Pack





# EXCEL

The Excel grade combines premium comfort features with the highest level of technology. It comes equipped with an Adaptive Front-light System (AFS) as well as sumptuous leather seats, which can be heated and electrically adjusted with the memory function\*. A 10-speaker audio system is also standard, while the Avensis Touring Sports adds the Toyota Skyview® panoramic roof to this extensive equipment list.

#### Main features (additional to Business Edition Plus grade)


- 18" machined-face alloy wheels
- Toyota Touch® 2 with Go navigation
- Enhanced multimedia functionality including voice recognition, text-to-speech and 3D maps
- Toyota Skyview® panoramic roof (Touring Sports only)
- Electronically adjustable heated leather seats with memory function\*
- 10 speakers
- Adaptive Front-light System (AFS)
- Integrated boot rails (Touring Sports only)

#### Optional features


- Protection Pack
- Chrome Pack
- Parking Pack (front and rear parking sensors)
- Towing Pack
- Integrated Entertainment Pack



\* Memory function available on driver's seat only.



# COLOURS



**040 Pure White (Solid)**



**1G2 Platinum Bronze<sup>5</sup>**



**209 Eclipse Black<sup>5</sup>**



**070 Pearl White\***



**1F7 Tyrol Silver<sup>§</sup>**



**1G3 Decuma Grey<sup>§</sup>**



**1G6 Aspen Grey<sup>§</sup>**



**1H2 Deep Titanium<sup>§</sup>**



**3T3 Tokyo Red\***



**8T5 Orion Blue<sup>§</sup>**

\* Pearlescent paint.

<sup>§</sup> Metallic paint.

# WHEELS



**16" steel wheels with wheel caps**  
Active



**17" alloy wheels (15-spoke)**  
Business Edition



**17" machined-face  
alloy wheels (15-spoke)**  
Business Edition Plus



**18" machined-face alloy  
wheel (20-spoke)**  
Design and Excel

## ACCESSORIES\*



**Herana 16"**  
Active



**Adeona 17"**  
Business Edition and  
Business Edition Plus



**Podium II anthracite machined 16" & 17"**  
Active (16"), Business Edition and Business  
Edition Plus (17")



**Levana 16"**  
Active



**Podium silver 18"**  
Design and Excel



**Pitlane 18"**  
Design and Excel

\* Accessory wheels available at an additional cost.

# SEAT TRIMS



**Pelham black & grey fabric**  
Active



**Amberley dark grey fabric with  
Lunar Grey Alcantara® inserts**  
Business Edition



**Gresham dark grey leather with  
Lunar Grey Alcantara® inserts**  
Design and Business Edition Plus



**Delmar dark grey leather**  
Excel

# OPTIONS

## PROTECTION PACK

**You will want to keep your new Toyota in showroom condition.  
The cost-effective Protection Pack contains all the essential items you'll need.**

### 1. Mud flaps

The design minimises water, mud and stones spraying onto your car's body. Includes front and rear.

### 2. Boot liner

Made of plastic with raised edges to be water- and mud-resistant.

### 3. Front scuff plates

The polished aluminium finish introduces a compelling detail to your car's interior.

### 4. Rear bumper plate

With a tough good-looking polished steel finish to protect bumper paintwork when loading or unloading the boot.

1.



3.



2.



4.



## CHROME PACK

**The look is style, sophistication and attention to detail. The Chrome Pack's side sills and boot trim combine to emphasise the sculpted contours of your Avensis.**

### **1. Side sills**

A dash of chrome skilfully integrated along the side panels.

### **2. Rear boot trim**

A stylish chrome finish highlights your car's distinctive rear-end design.

### **3. Front trim**

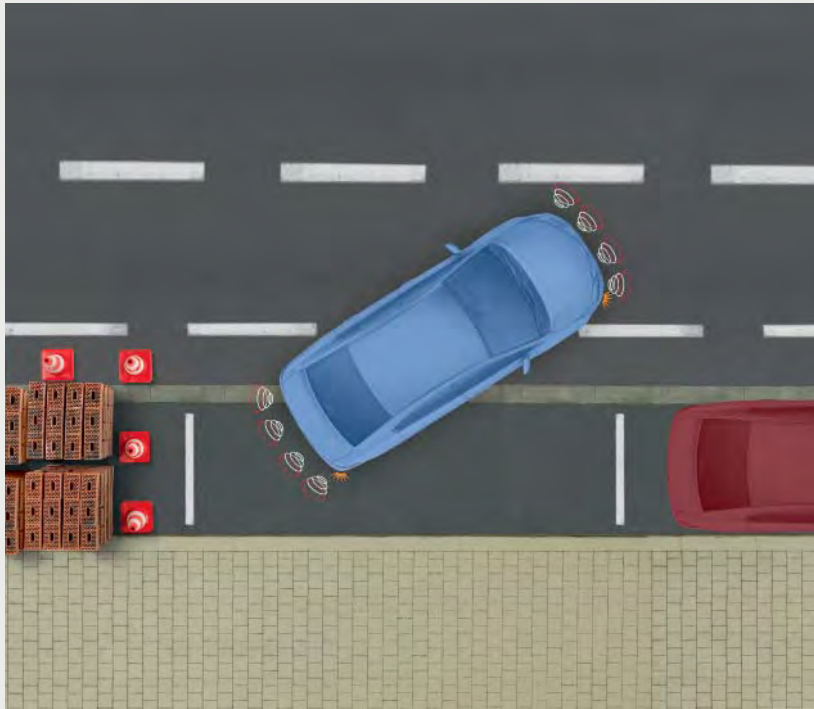
Eye-catching chrome garnish for the front bumper makes a statement.



# OPTIONS

## PARKING PACK

You'll find the Toyota parking aid system a big help in avoiding accidental scrapes. The sensors link to in-car warning beepers that become more frequent the closer your vehicle gets to an obstacle. Conveniently, the system can be switched off when you don't need it.



## INTEGRATED ENTERTAINMENT PACKS

A rear-seat Toyota entertainment system that you can configure for complete flexibility – featuring a multi-purpose docking station that is compatible with a 7" DVD player and iPad® holder.



### Integrated Entertainment options

Twin Master DVD Players

Master & Monitor DVD Players

Single Master DVD Player

Single Master DVD Player & iPad® Holder

Twin iPad® Holders

Single iPad® Holder

# TOWING

## A choice of fixed or detachable towbars with either 7- or 13-pin wiring.

Towbars – detachable and fixed




Toyota towbars are available with a fixed or detachable hook. Both provide a strong towing capability and will support the Toyota rear-mounted bicycle holder.

### Features

- 1500–2000 kg towing capacity depending on engine type (the towbar is designed for your car's maximum towing capacity).
- Supplied with a protective tow-ball cap bearing the Toyota logo.
- All Toyota towbars can be used to support the 2-bicycle version of the Toyota rear bicycle holder.
- With the detachable towbar, a smart plastic cover is supplied to place over the base when the hook is removed.
- On the detachable towbar, the hook attaches or removes by means of a turning knob that also incorporates a security lock.

Towbar wiring harness



Safety for you and your car is at the heart of the Toyota towbar wiring harness. Individually designed for each Toyota model, the harness seamlessly integrates your car's lights and signals with those on a towed trailer or rear bicycle holder.

### Features

- The harness has independent circuitry and a fused module to eliminate the risk of overloading your car's existing electrical system.
- The fused module prevents a fault in the trailer's circuitry affecting your car's systems. For instance, your car's indicators will continue working even if those on the trailer fail.
- Toyota specialists designed the cable route to safely avoid contact with moving car parts, heat, irregular surfaces and metal edges.
- There are no loose or hanging cables that could catch on road obstacles or interfere when loading or unloading the boot.
- Strategic, reinforced cable protection guards against accidental damage and the consequent risks of lighting failure or fire caused by electrical shorting.
- Available with a 7- or 13-pin socket.

Socket adapters (available separately)



If you have an existing trailer or rear bicycle holder, or perhaps you want to hire a trailer when you travel in another country, you may find that the plug socket is different to that on your new car. Such a problem is easily resolved! A Toyota socket adapter enables you to safely and securely connect your car's towbar wiring harness to that of a trailer or bicycle holder even if the plugs don't match.

Toyota adapters are designed to provide a durable connection between different types of plug sockets. They are available in three versions:

- 7-pin (car) to 13-pin (trailer).
- 13-pin (car) to 7-pin (trailer).
- 13-pin (car) to 12N-12S double socket (trailer).

# TOURING

Toyota touring accessories are custom-designed to make even more of the Avensis' sense of adventure. Roof-top storage and bicycle holders add extra capability so you can quickly and safely load up and go whenever your passion takes you.



### Roof racks

The strong yet lightweight aluminium design creates a firm base for roof-top transportation. It is easy to install and remove and has integral security locking.



### Rear bicycle holders

Toyota offers a choice of rear-mounted bicycle holders providing secure transportation and easy loading and unloading.



### Roof-mounted bicycle holder

The lockable lightweight design attaches to the Toyota roof rack and has secure wheel and frame grips. It can be fitted on either the left or right side of the car for easy access, and the frame grip adjusts at roof height.

Product highlights:	Easy Click	Clamp Mounted		Foldable	
Load capacity (bikes)	2	2	3	2	1
Total load capacity (kg)	36	36	45	60	15
Dimensions L x W (cm)	105 x 58	105 x 58	105 x 75	123 x 61	159 x 29
Weight of unit (kg)	14	14	17.6	16.9	4.4
Fits frame dimensions (mm)	22-70	22-70		22-80	20-80
Vehicle's holding system	Toyota horizontal detachable towing hitch	Any genuine Toyota towing hitch		Any genuine Toyota towing hitch	Fits square and extruded aluminium roof rack/crossbar
Powerplug/rear lights	13-pin				-
Safety	Locks bike to carrier Locks carrier to car One-key system compatible				Locks bike to carrier Locks carrier to car -
Fulfils city crash norm	Yes				Yes
Miscellaneous	Maximum weight per bike: 20 kg. Fits bikes with disc brakes. Tiltable for easy access to boot.				UV-resistant plastic. Fits wheel width up to 5.6 cm

### Ski boxes

Thule Motion 800 – gloss black (also in gloss silver)



Thule Pacific 700 – silver grey



#### For those big snow holidays

Thule ski boxes have been custom-designed to exactly the right length, shape and capacity for securely carrying all your winter sports accessories.

#### Thule Motion 800

Dimensions: 205 cm L x 84 cm W x 45 cm H

Internal volume: 460 litres

Maximum content weight: 75 kg\*

Holds: 5–7 pairs of skis, 4–5 snowboards

Weight: 21 kg

#### Thule Pacific 700

Dimensions: 232 cm L x 70 cm W x 40 cm H

Internal volume: 420 litres

Maximum content weight: 50 kg\*

Holds: 6 pairs of skis, 4 snowboards

Weight: 15 kg

#### Features

- Opens from both sides for easy loading and unloading.
- High security multi-point central locking system.
- Grip-friendly key cannot be removed until all the locking points are closed.
- Fits the Toyota roof rack and Toyota crossbars on roof rails.
- Internal straps for securing the box contents.
- Made of colour-fast UV-resistant ABS plastic.

### Ski & snowboard holders

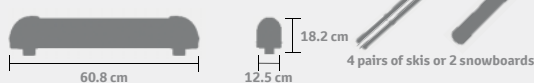
Large ski and snowboard holder



#### Simply load and go

The holders install easily and lock securely so you can quickly load skis and snowboards whenever the inspiration takes you. They fit onto the Toyota roof rack and Toyota crossbars on roof rails.

#### Medium size holder



#### Large size holder



#### Features

- Weight: 3.2 kg medium, 4.2 kg large.
- Skis secured between soft rubber for grip and to prevent damage.
- Central locking system for maximum security.
- Push release for easy opening with gloved hands.
- Large holder slides to the car side for easy loading and unloading.

### Luggage box

Thule Pacific 200 – silver grey



#### Just right for holidays

For jackets and dresses, shorts, shoes and playthings: a Thule luggage box is perfect to carry all you need for those big holidays and weekends away.

#### Thule Pacific 200

Dimensions: 175 cm L x 82 cm W x 45 cm H

Internal volume: 410 litres

Maximum content weight: 50 kg\*

Weight: 14 kg

#### Features

- Opens from both sides for convenient loading and unloading.
- High security multi-point central locking system.
- Grip-friendly key cannot be removed until all the locking points are closed.
- Fits the Toyota roof rack and Toyota crossbars on roof rails.
- Internal straps for securing the box contents.
- Made of colour-fast UV-resistant ABS plastic.

\* Maximum content weight is based on the Avensis' maximum roof load capacity.

# PRACTICAL

## 1. Dog guard and divider

Create a secure travel space for your dog. The optional divider splits the space so you can carry a dog and luggage or two dogs.



## 2. Reversible boot mat

The convenience of luxurious velour on one side and waterproof rubber on the other.



## 3. Corner protectors

Front and rear protection against scrapes.



## 4. Cargo manager

Slots into your car's boot floor rails to help secure cargo (Excel only).

#### 5. Textile floor mats

Anthracite coloured textile floor mats in a choice of 2 weights offering protection for your car's cabin carpets. Non-slip safety fixings hold the driver's mat firmly in place.



#### 6. Rubber floor mats

Extra strong mats to protect your car's carpets against mud, dirt and sand. The driver's mat has safety fixings to stop it slipping.



# SPECIFICATIONS

ENVIRONMENTAL PERFORMANCE		1.6 Diesel (112 DIN hp) 6-Speed Manual			2.0 Diesel (143 DIN hp) 6-Speed Manual		1.8 Petrol (147 DIN hp) 6-Speed Manual			1.8 Petrol (147 DIN hp) Automatic		
		16"	17"	18"	17"	18"	16"	17"	18"	16"	17"	18"
<b>Fuel consumption</b>												
Combined driving (mpg)	Saloon	67.3	67.3	62.8	62.8	58.9	47.1	47.1	43.5	47.9	46.3	44.1
	Touring Sports	67.3	67.3	62.8	61.4	58.9	46.3	45.6	43.5	47.1	47.1	44.1
Urban driving (mpg)	Saloon	55.4	55.4	53.3	49.6	47.9	34.9	34.9	33.2	35.3	34.9	33.6
	Touring Sports	55.4	55.4	53.3	49.6	47.9	34.9	34.0	33.2	35.3	34.0	33.6
Extra-urban driving (mpg)	Saloon	78.5	76.3	70.6	74.3	68.9	57.6	57.6	54.3	58.9	57.6	54.3
	Touring Sports	76.3	74.3	70.6	70.6	68.9	57.6	55.4	54.3	58.9	58.9	54.3
Recommended fuel grade		48 cetane diesel or higher			48 cetane diesel or higher		95 unleaded petrol or higher			95 unleaded petrol or higher		
<b>Carbon dioxide, CO<sub>2</sub></b>												
Combined driving (g/km)	Saloon	108	109	116	119	124	139	140	149	138	140	148
	Touring Sports	109	110	116	120	124	140	143	149	139	142	148
Urban driving (g/km)	Saloon	131	131	138	148	153	187	189	196	185	187	195
	Touring Sports	131	131	138	148	153	188	191	196	185	194	195
Extra-urban driving (g/km)	Saloon	95	97	103	102	107	112	112	121	111	114	122
	Touring Sports	97	99	103	104	107	113	116	121	112	112	122
<b>Exhaust emissions</b>												
Euro class		Euro 6			Euro 6		Euro 6			Euro 6		
Carbon Monoxide, CO (mg/km)		235.1			193.1		374.9			263.6		
Hydrocarbons, THC (mg/km)		–			–		36.1			44.0		
Hydrocarbons, NMHC (mg/km)		–			–		32.4			40.2		
Nitrogen Oxides, NOx (mg/km)		18.6			23.9		9.6			13.2		
Hydrocarbons, THC & Nitrogen Oxides, NOx (mg/km)		42.6			43.9		–			–		
Particulates, PM (mg/km)		0.4			1.0		–			–		
dB(A)		70			72		71			72		

**Quoted mpg & CO<sub>2</sub> figures:** All mpg and CO<sub>2</sub> emissions figures stated in this brochure are sourced from official EU-regulated tests. These are provided for comparability purposes and may not reflect your actual driving experience. For further information please see the back cover of this brochure.

<b>ENGINES</b>	<b>1.6 Diesel (112 DIN hp) 6-Speed Manual</b>	<b>2.0 Diesel (143 DIN hp) 6-Speed Manual</b>	<b>1.8 Petrol (147 DIN hp) 6-Speed Manual</b>	<b>1.8 Petrol (147 DIN hp) Automatic</b>
Engine type	1WW	2WW	2ZR-FAE	2ZR-FAE
Available with	Active, Business Edition, Business Edition Plus	Business Edition, Business Edition Plus, Excel	Active, Business Edition, Business Edition Plus, Excel	Active, Business Edition, Business Edition Plus, Excel
No. of cylinders & arrangement	4, in line	4, in line	4, in line	4, in line
Valve mechanism	16-valve DOHC, chain drive with Hydraulic Valve Clearance Compensation (HVCC)	16-valve DOHC, chain drive with Hydraulic Valve Clearance Compensation (HVCC)	DOHC 16-valve Valvematic	DOHC 16-valve Valvematic
Fuel system	Common rail	Common rail	Electronic Fuel Injection	Electronic Fuel Injection
Displacement (cm <sup>3</sup> )	1598	1995	1798	1798
Bore x stroke (mm)	78.0 x 83.6	84.0 x 90.0	80.5 x 88.3	80.5 x 88.3
Compression ratio	16.5 : 1	16.5 : 1	10.7 : 1	10.7 : 1
Maximum power output (kw/rpm)	112 DIN hp (82/4000)	143 DIN hp (105/4000)	147 DIN hp (108/6400)	147 DIN hp (108/6400)
Maximum torque (Nm/rpm)	270/2250	320/2250	180/4000	180/4000
Fuel tank capacity (l)	60	60	60	60

<b>PERFORMANCE</b>		<b>1.6 Diesel (112 DIN hp) 6-Speed Manual</b>	<b>2.0 Diesel (143 DIN hp) 6-Speed Manual</b>	<b>1.8 Petrol (147 DIN hp) 6-Speed Manual</b>	<b>1.8 Petrol (147 DIN hp) Automatic</b>
Maximum speed (mph)		115	124	124	124
0–62 mph (secs)	Saloon	11.4	9.5	9.4	10.4
	Touring Sports	11.7	9.8	9.7	10.7
Drag coefficient	Saloon	0.28	0.28	0.28	0.28
	Touring Sports	0.29	0.29	0.29	0.29

**BRAKES**

Front	Ventilated disc
Rear	Solid disc

**SUSPENSION**

Front	MacPherson strut
Rear	Double wishbone

# SPECIFICATIONS



1550 mm

1810 mm



1030 mm

2700 mm

980 mm

4750 mm

1480 mm



1540 mm

1810 mm



1550 mm

1810 mm



1100 mm

2700 mm

980 mm

4820 mm

1480 mm



1540 mm

1810 mm

DIMENSIONS		Length	Width	Height
<b>Exterior dimensions</b>				
Overall (mm)	Saloon/Touring Sports	4750/4820	1810/1810	1480/1480
Front tread (mm)			1550	
Rear tread (mm)			1540	
Front overhang (mm)			980	
Rear overhang (mm)	Saloon/Touring Sports		1030/1100	
Wheelbase (mm)			2700	
<b>Interior dimensions overall (mm)</b>		1959*	1508	1180 <sup>§</sup>
<b>Luggage compartment overall (mm)</b>	Saloon/Touring Sports	960*/1105*	1470/1550	530 <sup>§</sup> /765 <sup>§</sup>
VDA luggage capacity, rear seat up (litres)	Saloon/Touring Sports		509/543	
VDA luggage capacity, rear seat down (litres)	Saloon/Touring Sports		-/1609	

WEIGHTS		1.6 Diesel (112 DIN hp) 6-Speed Manual	2.0 Diesel (143 DIN hp) 6-Speed Manual	1.8 Petrol (147 DIN hp) 6-Speed Manual	1.8 Petrol (147 DIN hp) Automatic
Gross vehicle weight (kg)	Saloon	2040	2100	2000	2020
	Touring Sports	2040	2100	2000	2020
Kerb weight (kg)	Saloon	1430–1490	1460–1550	1360–1440	1380–1460
	Touring Sports	1430–1505	1490–1610	1390–1510	1410–1530
Payload (kg)	Saloon	550–610	550–640	560–640	560–640
	Touring Sports	535–610	490–610	490–610	490–610
Towing capacity (kg)	with brakes	1600	1800	1500	1600
	without brakes	500	500	500	500

TYRES AND WHEELS	Active	Business Edition	Design	Business Edition Plus	Excel
16" steel wheels	●	–	–	–	–
17" alloy wheels	–	●	–	–	–
17" machined-face alloy wheels	–	–	–	●	–
18" alloy wheels	–	–	●	–	●
Space-saver spare wheel	●	●	●	●	●
Tyre repair kit	–	–	● <sup>◊</sup>	–	● <sup>**</sup>

● = Standard panoramic roof. – = Not available. \* Rear seat folded down. \*\* Tyre repair kit standard on Excel Touring Sports.

<sup>§</sup> Deck board removed.

<sup>◊</sup> Tyre repair kit standard on Design Touring Sports 2.0 Diesel with optional Toyota Skyview<sup>®</sup>

# EQUIPMENT

EXTERIOR	Active	Business Edition	Design	Business Edition Plus	Excel
Rear privacy glass	–	–	●	●	●
Power-retractable door mirrors	–	●	●	●	●
Power-adjustable and heated door mirrors	●	●	●	●	●
Turning signal integrated in door mirrors	●	●	●	●	●
Rain-sensing wipers	–	●	●	●	●
Glass-integrated antenna (Saloon only)	●	●	●	●	●
Roof aerial (Touring Sports only)	●	●	●	●	●
Toyota Skyview® panoramic roof (Touring Sports only)	–	–	○	○	●
Piano black upper front grille	●	●	●	●	●
Chrome insert on upper front grille	●	●	●	●	●
Piano black insert on licence plate	●	●	●	●	●
Body-coloured front bumper, door handles and mirrors	●	●	●	●	●
Chrome window frames	●	●	●	●	●
Rear spoiler (Touring Sports only)	–	–	–	●	●
Body-coloured rear bumper	●	●	●	●	●
Single exhaust pipe	●	●	●	●	●
COMFORT AND CONVENIENCE	Active	Business Edition	Design	Business Edition Plus	Excel
3-spoke leather steering wheel, manual tilt and telescopic	●	●	●	●	●
Leather gear shift knob	●	●	●	●	●
Paddle shifts (1.8 l petrol automatic only)	●	●	●	●	●
Manual air conditioning	●	–	–	–	–
Automatic air conditioning	–	●	●	●	●
Front power windows	●	●	●	●	●
Rear power windows	–	●	●	●	●
Automatic dimming rear-view mirror	●	●	●	●	●

COMFORT AND CONVENIENCE	Active	Business Edition	Design	Business Edition Plus	Excel
Sliding armrest on front console box	●	●	●	●	●
Fabric front and rear armrest	●	●	–	–	–
Leather front and rear armrest	–	–	●	●	●
Driver's, front and rear passenger personal lamps	●	●	●	●	●
Illuminated entry system with door courtesy lamp	●	●	●	●	●
Driver's and passenger sun visor with lamp and mirror	●	●	●	●	●
Black centre console	●	●	●	●	●
Chrome gear shift surround on centre console	●	●	●	●	●
Satin chrome gear shift surround on centre console	●	●	●	●	●
Lunar Grey stitching on front console box	–	●	●	●	●
Satin chrome insert on front cup holders	●	●	●	●	●
Soft-touch texture on upper dashboard	●	●	●	●	●
Satin chrome centre air vent surrounds	●	●	●	●	●
Fabric door trim	●	–	–	–	–
Partial leather door trim	–	●	●	●	●
Lunar Grey stitching on front and rear door armrests	–	●	●	●	●
Satin chrome interior door handles	●	●	●	●	●
Smart entry key & engine push-button start system	–	–	–	●	●
Boot door release with key	●	●	●	●	●
Remote door locks	●	●	●	●	●
Speed-detecting automatic door locks	●	●	●	●	●
Cruise control	●	●	●	●	●
Adjustable speed limiter	●	●	●	●	●
Hill-start assist	●	●	●	●	●
Electronic parking brake	●	●	●	●	●
Gear shift indicator	●	●	●	●	●

● = Standard    ○ = Optional    – = Not available

# EQUIPMENT

<b>SAFETY</b>	<b>Active</b>	<b>Business Edition</b>	<b>Design</b>	<b>Business Edition Plus</b>	<b>Excel</b>
Anti-lock Braking System (ABS)	●	●	●	●	●
Vehicle Stability Control Plus (VSC+)	●	●	●	●	●
Brake Assist (BA)	●	●	●	●	●
Emergency Brake-light Signal (EBS)	●	●	●	●	●
Traction Control (TRC)	●	●	●	●	●
Tyre Pressure Warning System (TPWS)	●	●	●	●	●
Front and rear seat belt reminder	●	●	●	●	●
Pre-tensioners and force limiters	●	●	●	●	●
Supplemental Restraint System (SRS) airbags – 7 airbags	●	●	●	●	●
Front passenger airbag on/off switch	●	●	●	●	●
ISOFIX seat fixing	●	●	●	●	●
Driver's & front passenger Whiplash Injury Lessening (WIL) seats	●	●	●	●	●
Euro NCAP safety rating – 5 stars	●	●	●	●	●
<b>Toyota Safety Sense</b>					
Forward collision warning	●	●	●	●	●
Autonomous emergency braking	●	●	●	●	●
Pre-collision brake assist	●	●	●	●	●
Lane departure alert	–	●	●	●	●
Road sign assist	–	●	●	●	●
Automatic high beam	–	●	●	●	●

<b>SECURITY</b>	<b>Active</b>	<b>Business Edition</b>	<b>Design</b>	<b>Business Edition Plus</b>	<b>Excel</b>
Alarm and immobiliser	●	●	●	●	●

<b>SEATS</b>	<b>Active</b>	<b>Business Edition</b>	<b>Design</b>	<b>Business Edition Plus</b>	<b>Excel</b>
Black and grey cloth seat	●	–	–	–	–
Dark grey cloth seats with Lunar Grey Alcantara® inserts	–	●	–	–	–
Dark grey leather seats with Lunar Grey Alcantara® inserts	–	–	●	●	–
Dark grey leather seats	–	–	–	–	●
Power lumbar support	–	●	●	●	●
Heated front seats	–	–	–	–	●
Manually height-adjustable driver's seat	●	●	●	●	–
Electronically adjustable driver's seat with memory function	–	–	–	–	●
Electronically adjustable passenger seat	–	–	–	–	●
60:40 split-folding (2nd row) rear seats	●	●	●	●	●

<b>STORAGE</b>	<b>Active</b>	<b>Business Edition</b>	<b>Design</b>	<b>Business Edition Plus</b>	<b>Excel</b>
Front console box	●	●	●	●	●
Front and rear door pockets	●	●	●	●	●
Front and rear cup holders	●	●	●	●	●
Rear passenger coat hooks (2)	●	●	●	●	●

● = Standard    ○ = Optional    – = Not available

# EQUIPMENT

<b>PARKING</b>	<b>Active</b>	<b>Business Edition</b>	<b>Design</b>	<b>Business Edition Plus</b>	<b>Excel</b>
Reversing camera (with static guide lines)	–	●	●	●	●
Front and rear parking sensors	○	○	○	○	○

<b>LIGHTS</b>	<b>Active</b>	<b>Business Edition</b>	<b>Design</b>	<b>Business Edition Plus</b>	<b>Excel</b>
Dusk-sensing headlights	–	●	●	●	●
Follow-me-home headlights	●	●	●	●	●
Headlight cut-off reminder	●	●	●	●	●
Automatic high beam	–	●	●	●	●
Manual headlamp levelling	●	●	●	–	–
Automatic headlamp levelling	–	–	–	●	●
Front fog lamps	–	●	●	–	–
Front fog lamps with cornering function	–	–	–	●	●
LED daytime running lights (spot type)	●	●	●	–	–
LED day time running lights with LED light guide	–	–	–	●	●
Halogen headlamps	●	●	●	–	–
LED headlamps	–	–	–	●	●
Adaptive front lighting system with active cornering	–	–	–	–	●
LED rear lights with LED light guide	●	●	●	●	●

<b>AUDIO, NAVIGATION AND COMMUNICATION</b>	<b>Active</b>	<b>Business Edition</b>	<b>Design</b>	<b>Business Edition Plus</b>	<b>Excel</b>
Bluetooth® phone connectivity and music streaming	●	●	●	●	●
USB/iPod®/AUX connectivity	●	●	●	●	●
CD player with WMA and MP3	●	–	–	–	–

**AUDIO, NAVIGATION AND COMMUNICATION**

	Active	Business Edition	Design	Business Edition Plus	Excel
AM/FM radio	●	●	●	●	●
DAB radio	–	●	●	●	●
8" multimedia touchscreen	–	●	●	●	●
Toyota Touch® 2 with Go navigation system	–	●	●	●	●
Enhanced multimedia functionality including voice recognition, text-to-speech and 3D mapping	–	–	–	–	●
6 speakers	●	●	●	●	–
10 speakers	–	–	–	–	●
Monochrome TFT driver's information screen	●	–	–	–	–
4.2" colour TFT driver's information screen	–	●	●	●	●
Front 12V power outlet	●	●	●	●	●

**OPTIONS**

	Active	Business Edition	Design	Business Edition Plus	Excel
Toyota Skyview® panoramic roof (Touring Sports only)	–	–	○	○	●
Metallic paint	○	○	○	○	○
Pearlescent paint	○	○	○	○	○
Protection Pack	○	○	○	○	○
Chrome Pack	○	○	○	○	○
Parking Pack (front and rear parking sensors)	○	○	○	○	○
Towing Packs	○	○	○	○	○
Integrated Entertainment Packs	○	○	○	○	○

● = Standard    ○ = Optional    – = Not available

# OWNING YOUR AVENSIS

## Servicing your Toyota

Toyota Fixed Price Servicing means you will be sure to know the cost of your service up front. Expertly trained technicians using only genuine Toyota parts will carry out your service at one of over 200 Authorised Toyota Service Centres. The technicians will advise you on the correct service for your car based on the car's age, mileage and service history.

For more information visit [toyota.co.uk/service](http://toyota.co.uk/service)

## Service Plans

Inflation-proof pricing with a monthly or one-off payment plan means one less thing to worry about. With Toyota Service Plans the price you're quoted is guaranteed for the duration of your plan. The service, parts and labour are all paid for either in monthly instalments or as a one-off payment at the beginning of your plan.

For more information visit [toyota.co.uk/service](http://toyota.co.uk/service)

## Toyota Fixed Price Repairs using Genuine Parts

We offer fixed prices on a number of repair items for your Toyota giving you peace of mind when it comes to managing costs. Also don't forget we only use genuine Toyota parts, all of which come with at least 12 months' warranty (some even offer unlimited mileage warranties); and your car will always be dealt with by a trained Toyota Technician.

For more information visit [toyota.co.uk/repairs](http://toyota.co.uk/repairs)

## My Toyota

Whether you're a long-term owner or have recently taken delivery of a new Toyota, there are lots of reasons to join **My Toyota**. Packed with time-saving and convenient features, **My Toyota** ensures everything you need to manage your vehicle ownership is in one place. You'll also gain access to **My Rewards** where you can enjoy great offers and discounts from big brands on everything from family days out to pampering as well as everyday deals.

For more information visit [toyota.co.uk/mytoyota](http://toyota.co.uk/mytoyota) or download the **My Toyota** Europe app\* now available on iTunes and Android.



## Toyota Accessories

Toyota accessories are designed and manufactured with the same care, quality and attention to detail as Toyota vehicles. Tailor-made for your Toyota, they fit perfectly and add a personal touch of style, comfort and practicality. Also, because they've been tested under the most severe conditions, you can have complete confidence in their reliability and durability. To add to the reassurance, every genuine Toyota accessory has a 5-year warranty when purchased together with the vehicle.

For more information visit [toyota.co.uk/accessories](http://toyota.co.uk/accessories)

## Toyota Roadside Assistance

When you buy a Toyota you will automatically receive 12 months' AA Roadside Assistance in the UK and Europe, free of charge. After the first year the cost of Toyota Roadside Assistance is £7 per month if paid by monthly Direct Debit, £72 per annum if paid by annual Direct Debit, and £76 per annum when paid by all other payment methods<sup>§</sup>

For full terms and conditions please visit [toyota.co.uk/roadside/terms](http://toyota.co.uk/roadside/terms)

## 5-Year Toyota Warranty

Every new Toyota comes with a 5-year/100,000-mile (whichever comes first) manufacturer's warranty, covering you against the unlikely event of a manufacturing defect causing a mechanical fault.

For full details, please ask your official Toyota Centre or visit [toyota.co.uk/5yearwarranty](http://toyota.co.uk/5yearwarranty)

## Corrosion Cover

The 12-year unlimited mileage cover protects against rust perforation affecting sheet metal body panels as a result of a manufacturing fault. This warranty can also be transferred to any future owner throughout the 12-year period.

## Rust and Paint Cover

The 3-year unlimited mileage cover protects against defects and surface rust as a result of a manufacturing fault.

\* Features on desktop and app vary.

§ Prices correct at time of going to print.

**Toyota Extended Warranty**

You have the choice of either the low-user option that restricts you to 15,000 miles per year or 12 months whichever comes first or the 12-month unlimited mileage cover. You also have a choice between 12 and 24 months' cover (subject to vehicle eligibility). The 24-month option will show a saving over two 12-month Toyota Extended Warranty policies and is available with the low-user option at 30,000 miles or 24 months whichever comes first.

The Toyota Extended Warranty can be renewed until the vehicle is 12 years old with less than 100,000 miles at point of sale, and if a part covered by the Toyota Extended Warranty suffers electrical or mechanical failure at any time during the term, Toyota is committed to fixing it. You don't pay for replacement parts or labour.

For more information visit [toyota.co.uk/extendedwarranty](http://toyota.co.uk/extendedwarranty)

**Toyota Motor Insurance**

Toyota Motor Insurance is available for Toyota owners at competitive premiums. To obtain details of the benefits included and to arrange a quotation, please contact your local Toyota Centre or call 0800 350 500.

**Flexible Finance from Toyota Financial Services**

All our plans offer easy budgeting and peace of mind and **AccessToyota** brings these benefits together in one flexible package.

Toyota Financial Services, Great Burgh, Burgh Heath, Epsom, Surrey, KT18 5UZ.

Finance subject to status to over 18s only. Indemnities may be required. Terms and conditions apply.

TFS is authorised and regulated by the Financial Conduct Authority.



# AVENSIS

CONFIDENCE TO MAKE A SMART CHOICE

To find out how to tailor the Avenis to your needs, go online at [www.toyota.co.uk](http://www.toyota.co.uk) or visit your local Toyota Centre to arrange a test drive.

Model shown: Avenis Touring Sports – Excel.





ALWAYS A  
**BETTER** WAY

# AVENSIS. PART OF THE FAMILY.

[www.toyota.co.uk/avensis](http://www.toyota.co.uk/avensis)



To continue your  
experience scan  
this QR code.

While every effort is made to reproduce accurate information, we reserve the right to change specifications, equipment and availability without prior notice. This brochure cannot be regarded as infallible (some of the vehicles shown may not be to exact UK specification), and as such does not constitute an offer for sale of any particular vehicle or specification. For the latest specification and availability, we ask that you contact your local Toyota Centre.

**Quoted mpg & CO<sub>2</sub> figures:** All mpg and CO<sub>2</sub> emissions figures quoted in this brochure are sourced from official EU-regulated test results. These are provided for comparability purposes only and may not reflect your actual driving experience. Fuel consumption varies significantly depending on a number of factors, including driving style, conditions, speed and vehicle weight. In order to allow consumers to compare and make an informed choice between one vehicle and another, there is a European Commission standard (93/116/EC and 692/2008) to measure fuel consumption. This common standard must be adhered to by all manufacturers selling motor vehicles in the EU and is the basis for fuel consumption figures published by each manufacturer. For further information please visit [www.dft.gov.uk/vca/fcb/faqs-fuel-consumptio.asp](http://www.dft.gov.uk/vca/fcb/faqs-fuel-consumptio.asp) or speak to your local Toyota Centre.

The use of the term 'Toyota Accessories' should not be taken to imply that the products on the accessory pages are actually manufactured by the Toyota Motor Corporation or Toyota (GB) PLC. Toyota (GB) PLC is continually updating and changing specifications of accessories and reserves the right to do so at any time without prior notice.

© 2017 by Toyota Motor Europe NV/SA ('TME'). No part of this publication may in any way be reproduced without the prior written approval of Toyota (GB) PLC.



Toyota UK



@ToyotaGB

GBNGV-1216B-AV January 2017