

# ALL NEW PROACE VERSO



**TOYOTA**

ALWAYS A  
**BETTER** WAY




# TOYOTA BETTER HAPPY TRUST TOGETHER YOU

EVERY DAY WE LOOK AHEAD, MOVE FORWARD, EVOLVE. OUR PASSION IS ALWAYS TO DELIGHT – WITH A VEHICLE THAT EXCEEDS EXPECTATIONS, THRILLS, EXCITES, REASSURES AND DELIVERS BETTER FOR TODAY'S WAY OF LIFE. TAKE US FOR GRANTED.

TOYOTA. ALWAYS A **BETTER** WAY





**TOYOTA**

ALWAYS A  
**BETTER WAY**



## **CONTENTS**

**6 COMFORT**  
**8 VERSATILITY**  
**10 FEATURES**

**12 ENGINES**  
**14 SAFETY**  
**16 GRADES**

**22 COLOURS, WHEELS, TRIMS**  
**24 SPECIFICATIONS**  
**28 EQUIPMENT**

## A SMOOTH DRIVE EQUIPPED FOR AN EASY LIFE

**The All New PROACE VERSO continues our history of versatile people carriers, by offering spacious travel and practical solutions for the most active lifestyles.**



# SIT BACK AND RELAX

**The All New PROACE VERSO's comfortable, high-quality cabin equipped with the latest technology makes the longest journeys pass by with ease.**

Whether it's keeping your business moving or your family entertained, the PROACE VERSO makes every journey supremely comfortable. Enjoy a driving experience that soothes with supportive seats, a supple ride and hushed noise levels. With keen attention to detail, the PROACE VERSO treats you to a superior driving position, thoughtful ergonomics and a high level of standard specification.

If it's the finer things in life you covet, the VIP grade\* has it all: luxurious massaging leather front seats, second-row captain seats, rail-mounted seats and rear passenger lounge table, privacy glass, large colour touchscreen, premium Head Up Display and upgraded central combination meters. Quality that's a match for any VIP guest or red carpet occasion.



Family and VIP grades feature a high-resolution Pro-Touch multimedia system with navigation system<sup>§</sup>, complete with Connected Services for 10 years. Features include: real-time traffic, TomTom places, weather, parking, fuel prices and danger zone (speed camera) alerts, as well as the convenience of Bluetooth® calls, multimedia and a rear-view camera display.

\* Due Spring 2017.

§ Optional on Shuttle, standard on Family and VIP.





Model shown: Family grade

COMFORT



PRACTICAL

Model shown: Shuttle grade

# SPACE THAT ADAPTS TO YOU

**Accommodating, versatile and comfortable: the All New PROACE VERSO has practical solutions for the most active of lifestyles.**

Life's made easy whatever the situation in PROACE VERSO thanks to smart solutions that provide impressive versatility for larger loads and maximum practicality for your passengers. Folding seats (which come with upright folding on family grade) and rail seats\* (that can be repositioned or removed completely) allow you to configure the load area exactly how you need it, while convenient fold-up tables\* let passengers settle back to work, rest or play.



Enjoy flexible luggage space or increased legroom with sliding and removable rail seats, standard on Family and VIP grades.



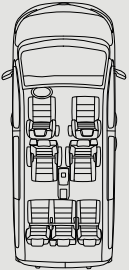
Your passengers can relax, entertain or work in comfortable surroundings thanks to a rail-mounted rear passenger lounge table<sup>§</sup>.



For when you need to carry even more luggage than normal, the upright folding seats – standard from Shuttle grade – can be tipped so you can utilise every inch of available loading space.

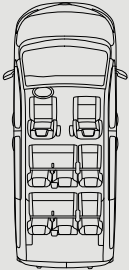
### Seat configurations

7 seats



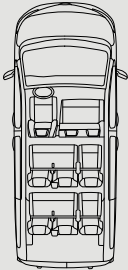
VIP

8 seats



Family

9 seats



Shuttle

\* Not available on Shuttle grade.

§ Standard on VIP grade.



**Thoughtful features and innovative technology combine to make life easier and your drives comfortable and safe.**

The All New PROACE VERSO is guaranteed to impress with a suite of advanced features. A panoramic glass roof\* and Head Up Display<sup>§</sup> let you enjoy more relaxing and safer journeys, while an opening tailgate rear window<sup>°</sup> and a motorised sliding door\*\* provide thoughtful features that you'll wonder how you lived without. Together with a high standard specification, you'll be able to appreciate a new level of refinement on your journeys.

Enjoy a real helping hand when you need it most with the handsfree motorised sliding door\*\* which operates by simply waving your foot underneath the rear bumper for impressive convenience.

Model shown: VIP grade

# CONVENIENCE YOU'LL REALLY APPRECIATE



The Toyota Skyview®\*\* adds an even more premium feel to the interior. This large panoramic glass roof brightens the cabin with warm, natural light.



An advanced Head Up Display<sup>§</sup> projects a range of information – from current speed to navigation instructions and driver alerts – onto a display in front of the windscreen in the driver's line of sight.



An opening tailgate rear window – a standard feature on Family and VIP grades – offers quick and easy access to the luggage compartment without needing to open the tailgate.



PROACE VERSO's motorised sliding doors\*\* are activated by a simple pull on the exterior or interior door handles. This function can also be activated via buttons on your key-fob, dashboard and B-pillar; entering or exiting the rear seats has never been so easy.



\* Standard on VIP grade. Optional on Family grade as part of the Premium Pack.  
 § Available with Toyota Safety Sense. (Standard on Family and VIP grades. Optional on Shuttle grade.)  
 ° Standard on Family and VIP grades.  
 \*\* Standard on VIP grade only.

# FUEL-SAVING POWER

**Advanced diesel engines and smooth transmissions combine cost-saving fuel efficiency with great driveability.**

With a complete line-up of advanced diesel engines and smooth transmissions, the All New PROACE VERSO gives you power to match its load-lugging ability and fuel efficiency that you'll appreciate at the pumps. With two responsive diesel engines to choose from – 1.6 and 2.0 litre; three power outputs – 115 DIN hp to 180 DIN hp; and two transmissions – 6-speed manual and 6-speed automatic, there's a powertrain to cope with every demand. By incorporating start and stop technology across the range, the PROACE VERSO offers impressive fuel economy and CO<sub>2</sub> emissions from 133 g/km\*.

\* Combined cycle.





**DIESEL**  
**1.6 Diesel**  
**6-Speed Manual**

Power  
**115 DIN hp**  
 Fuel consumption\*  
**54.3 mpg**  
 CO<sub>2</sub> emissions\*  
**137 g/km**  
 Acceleration (0–62 mph)  
**16.1 seconds**  
 Available on  
**Shuttle**



**DIESEL**  
**2.0 Diesel**  
**6-Speed Manual**

Power  
**150 DIN hp**  
 Fuel consumption\*  
**53.3 – 53.5 mpg**  
 CO<sub>2</sub> emissions\*  
**139 g/km**  
 Acceleration (0–62 mph)  
**13 seconds**  
 Available on  
**Shuttle, Family**

**DIESEL**  
**2.0 Diesel**  
**6-Speed Automatic**

Power  
**180 DIN hp**  
 Fuel consumption\*  
**49.6 mpg**  
 CO<sub>2</sub> emissions\*  
**151 g/km**  
 Acceleration (0–62 mph)  
**10.1 seconds**  
 Available on  
**Family, VIP**

**Forward Collision Warning** alerts the driver to react to a situation of risk of imminent collision. A visual and audible warning is emitted. This action comes just before AEB is triggered.

**Head Up Display** provides all the driving information you need, projected into your line of sight – vehicle speed, cruise control/speed limiter information, vehicle distance and emergency braking alerts, and navigation alerts (additional option navi).



**SCAN THIS QR CODE.**  
Find out more on Toyota Safety Sense.



**Pre-Collision System** reduces bodily damage to passengers:  
– 0–18 mph: prevents collision with mobile or fixed obstacles, including pedestrians  
– above 18 mph: speed reduction before impact  
System automatically associated with Autonomous Emergency Braking (AEB).

# SAFETY COMES FIRST

The PROACE VERSO was awarded a 5-star rating from the safety testing organisation Euro NCAP.



**A range of advanced safety features helps to keep you and your passengers out of harm's way.**


When business or family life takes you on the road every day, you want to know that you're travelling in safe hands. With Toyota Safety Sense\* in the All New PROACE VERSO, you're doing just that. The wide range of innovative Toyota Safety Sense systems include:

- Adaptive Cruise Control<sup>§</sup>
- Forward Collision Warning
- Head Up Display
- Toyota Pro-Touch 7" screen
- Pre-Collision System

Combining all these features with a 5-star Euro NCAP safety rating makes the PROACE VERSO a safe place to spend a busy working day.

\* Standard on Family and VIP grades. Optional on Shuttle grade.

§ The Adaptive Cruise Control system is able to reduce its speed to 12 mph, acting only on accelerator. There is no active braking action.



**Adaptive Cruise Control** maintains a safe distance to the vehicle ahead by adjusting driving speed automatically. This system is particularly useful for heavy, fluid traffic that would involve frequent changes of speed.

**All active safety technologies** are intended to be back-up systems only and are not a substitute for safe and attentive driving. The functionality of these systems may be impacted by driving conditions. Further information is available from your local Toyota Centre.

# PROACE VERSO SHUTTLE

## Main features

- 9-seat configuration
- 16" steel wheels with full wheel caps
- Automatic air conditioning
- Multi-function roof (rear A/C)
- Rain and dusk sensors
- Auto-dimming rear-view mirror
- Fabric seats
- Automatic power windows
- Heated door mirrors
- Coloured bumpers, mirrors and handles
- Front fog lights
- Cornering lights

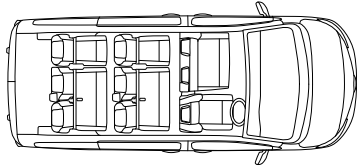
## Options

- Toyota Safety Sense
- Toyota Pro-Touch with navigation
- PVC seats



## Seating capacity

Available in Medium and Long\*.



9 seats 

\* Due Spring 2017.

# SHUTTLE



**SCAN THIS QR CODE.**  
Configure your PROACE VERSO.

# PROACE VERSO FAMILY

## Main features

- 8-seat configuration
- 17" alloy wheels
- Smart Entry and Push-Button Start
- Toyota Safety Sense
- Rear sunshade curtains
- Toyota Pro-Touch with navigation
- Flight/fold out tables
- Carpet floor and mats
- Chrome door handles
- Glazed, heated tailgate with opening window

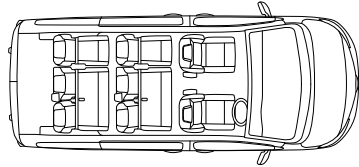
## Options

- Premium Pack (full leather seats, panoramic roof, Hi-fi Surround Pack)



## Seating capacity

Available in Compact and Medium.



8 seats 



# FAMILY



# PROACE VERSO VIP\*

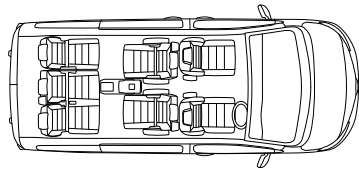
## Main features

- 7-seat configuration
- Captain/Swivel chairs in rear
- Panoramic roof
- 188W Hi-fi Surround Pack
- Electrically adjustable front seats (including height adjust and lumbar support)
- Massage seat function
- Leather seats with seat heaters
- LED daytime running lights
- Xenon headlights
- Rear reverse parking sensors
- Lounge table on rails
- Motorised sliding side door
- Headlight washers



## Seating capacity

Available in Long.



7 seats 

\* Due Spring 2017.



# VIP



# COMPLETE YOUR LOOK



**EWP Vivid White**



**NEU Grey Limestone\***



**EZR Aluminium Silver\***



**EVL Falcon Grey\***



**EXY Storm Black**



**KNP Marina Blue**



**KHK Ember Orange\***



**KCM Rich Oak\***



**16" Steel full cover wheels**  
Standard on Shuttle



**17" Alloy wheels**  
Standard on Family and VIP<sup>§</sup>



**Dark Grey Fabric**  
Standard on Shuttle



**Liquorice Brown Fabric**  
Standard on Family



**Black PVC**  
Optional on Shuttle



**Black Leather**  
Standard on VIP and  
optional on Family (as  
part of the Premium Pack)

<sup>§</sup> Due Spring 2017.

# SPECIFICATIONS

## ENVIRONMENTAL PERFORMANCE

	1.6 Diesel (115 DIN hp) 6-Speed Manual	2.0 Diesel (150 DIN hp) 6-Speed Manual	2.0 Diesel (180 DIN hp) 6-Speed Automatic
Wheels	16"	16" / 17"	17"
Combined (mpg)	54.3	53.5 / 53.3	49.6
Urban (mpg)	50.4	47.9 / 47.9	46.3
Extra urban (mpg)	56.5	57.6 / 57.6	52.3
Fuel tank capacity (l)	69	69	69
CO <sub>2</sub> combined (g/km)	137	139	151
CO <sub>2</sub> urban (g/km)	148	154	161
CO <sub>2</sub> extra urban (g/km)	131	129	141
Euro class	EURO 6	EURO 6	EURO 6
Carbon Monoxide, CO (mg/km)	195.9	191.7	115.8
Hydrocarbons, THC & Nitrogen Oxides, NOx (mg/km)	54	76.7	41.8
Nitrogen Oxides, NOx (mg/km)	34.7	67.5	35
Sound level drive by (dB(A))	69.2	73.5	73.2

**Quoted mpg & CO<sub>2</sub> figures:** All mpg and CO<sub>2</sub> emissions figures stated in this brochure are sourced from official EU-regulated tests. These are provided for comparability purposes and may not reflect your actual driving experience. For further information please see the back cover of this brochure.

## ENGINE

	1.6 Diesel (115 DIN hp) 6-Speed Manual	2.0 Diesel (150 DIN hp) 6-Speed Manual	2.0 Diesel (180 DIN hp) 6-Speed Automatic
Engine code	3WZ-HV	4WZ-FTV	4WZ-FHV
Number of cylinders	4, in line	4, in line	4, in line
Valve mechanism	8-valve DOHC, belt driven	16-valve DOHC, belt driven	16-valve DOHC, belt driven
Displacement (cc)	1560	1997	1997
Bore x stroke (mm x mm)	75 x 88.3	85 x 88	85 x 88
Compression ratio	17:1	16.7:1	16.7:1
Maximum torque (Nm@rpm)	300/1750	370/2000	400/2000
Maximum output (DIN hp)	115	150	180
Maximum output (kW@rpm)	85@3500	110@4000	130@3750

**TRANSMISSION**

	<b>1.6 Diesel (115 DIN hp) 6-Speed Manual</b>	<b>2.0 Diesel (150 DIN hp) 6-Speed Manual</b>	<b>2.0 Diesel (180 DIN hp) 6-Speed Automatic</b>
Transmission type	Manual	Manual	Automatic
Gear 1	7.54	7.54	9.53
Gear 2	14.39	14.39	16.93
Gear 3	23.54	23.54	27.3
Gear 4	33.42	33.42	37.2
Gear 5	41.73	41.73	49.91
Gear 6	50.76	50.76	63.21

**PERFORMANCE**

	<b>1.6 Diesel (115 DIN hp) 6-Speed Manual</b>	<b>2.0 Diesel (150 DIN hp) 6-Speed Manual</b>	<b>2.0 Diesel (180 DIN hp) 6-Speed Automatic</b>
Maximum speed (mph)	99	105	105
Acceleration 0–62 mph (secs)	16.1	13	10.1

**SUSPENSION**

	<b>1.6 Diesel (115 DIN hp) 6-Speed Manual</b>	<b>2.0 Diesel (150 DIN hp) 6-Speed Manual</b>	<b>2.0 Diesel (180 DIN hp) 6-Speed Automatic</b>
Front	Pseudo MacPherson with anti-roll bar	Pseudo MacPherson with anti-roll bar	Pseudo MacPherson with anti-roll bar
Rear	Oblique wishbone trailing arms	Oblique wishbone trailing arms	Oblique wishbone trailing arms

**BRAKES**

	<b>1.6 Diesel (115 DIN hp) 6-Speed Manual</b>	<b>2.0 Diesel (150 DIN hp) 6-Speed Manual</b>	<b>2.0 Diesel (180 DIN hp) 6-Speed Automatic</b>
Front	Ventilated disc	Ventilated disc	Ventilated disc
Rear	Disc	Disc	Disc

**LOAD CAPACITY**

	<b>Compact</b>		<b>Medium</b>		<b>Long</b>	
Number of seats	Family – 8 seats		Shuttle – 9 seats		VIP – 7 seats	
Boot capacity, length (mm)	282	608	627	958	977	
Boot capacity, max width (mm)	1618	1618	1618	1618	1618	
Boot volume to top of seat back (l)	280	550	640	980	1060	
Boot volume to roof (l)	280	700	900	1300	1500	

# SPECIFICATIONS

## DIMENSIONS

	Compact			Medium		Long	
	2.0 Diesel (150 hp) 6-Speed Manual	2.0 Diesel (180 hp) 6-Speed Automatic	1.6 Diesel (115 hp) 6-Speed Manual	2.0 Diesel (150 hp) 6-Speed Manual	2.0 Diesel (180 hp) 6-Speed Automatic	2.0 Diesel (150 hp) 6-Speed Manual	2.0 Diesel (180 hp) 6-Speed Automatic
Overall exterior length (mm)	4609	4609	4959	4959	4959	5309	5309
Overall exterior width (mm)	1920	1920	1920	1920	1920	1920	1920
Overall exterior height (mm)	1910	1910	1910	1910	1910	1910	1910
Wheelbase (mm)	2925	2925	3275	3275	3275	3275	3275
Front track width (mm)	1630	1630	1630	1630	1630	1630	1630
Rear track width (mm)	1618	1618	1618	1618	1618	1618	1618
Front overhang (mm)	881	881	881	881	881	881	881
Rear overhang (mm)	803	803	803	803	803	1153	1153
Ground clearance (mm)	150	150	150	150	150	150	150
Turning circle between kerbs (m)	11.3	11.3	12.4	12.4	12.4	12.4	12.4
Turning circle between walls (m)	11.8	11.8	12.9	12.9	12.9	12.9	12.9
Sliding side door height (mm)	1180	1180	1181	1181	1181	1181	1181
Sliding side door width (mm)	743	743	933	933	933	933	933
Rear door height (mm)	1177	1177	1181	1181	1181	1181	1181
Rear door width (mm)	1229	1229	1212	1212	1212	1212	1212
Interior length (mm)	2811	2811	3161	3161	3161	3511	3511
Interior width (mm)	1515	1515	1515	1515	1515	1515	1515
Interior height (mm)	1397	1397	1397	1397	1397	1397	1397

## WEIGHTS

	Compact			Medium		Long	
	2.0 Diesel (150 hp) 6-Speed Manual	2.0 Diesel (180 hp) 6-Speed Automatic	1.6 Diesel (115 hp) 6-Speed Manual	2.0 Diesel (150 hp) 6-Speed Manual	2.0 Diesel (180 hp) 6-Speed Automatic	2.0 Diesel (150 hp) 6-Speed Manual	2.0 Diesel (180 hp) 6-Speed Automatic
Gross vehicle weight – total (kg)	2695	2725	2680	2800/2740*	2770	2800	3000
Kerb weight (kg)	1597	1628	1571	1644/1630*	1655	1611	1913
Payload (kg)	1000	1000	1000	1000	1000	1000	1000
Maximum trailer weight – braked (kg)	2300	2000	1800	2300	2000	2300	2000


**WEIGHTS**

	Compact			Medium		Long	
	2.0 Diesel (150 hp) 6-Speed Manual	2.0 Diesel (180 hp) 6-Speed Automatic	1.6 Diesel (115 hp) 6-Speed Manual	2.0 Diesel (150 hp) 6-Speed Manual	2.0 Diesel (180 hp) 6-Speed Automatic	2.0 Diesel (150 hp) 6-Speed Manual	2.0 Diesel (180 hp) 6-Speed Automatic
Maximum trailer weight – unbraked (kg)	750	750	750	750	750	750	750
Gross train weight – total (kg)	4600	4330	4080	4700/4640*	4370	5000	4600
Front axle plated mass (kg)	1500	1500	1500	1500	1500	1500	1500
Rear axle plated mass (kg)	1500	1500	1500	1500	1500	1500	1500

**ALLOY WHEELS**

	Shuttle	Family	VIP
16" steel wheels with wheel caps (5-triple-spoke)	●	–	–
17" machined-face alloy wheels (5-double-spoke)	–	●	●
Full spare wheel	●	●	●

● = Standard    ○ = Optional    – = Not available    \* Family grade.



# EQUIPMENT

## EXTERIOR STYLING

	Shuttle	Family	VIP
Body-coloured door handles	●	●	●
Body-coloured door mirrors	●	●	●
Body-coloured front bumper	●	●	●
Body-coloured rear bumper	●	●	●*
Silver surrounds on front fog lamps	●	●	●
Chrome decoration on door handles	—	●	●
Midnight tinted (70%) privacy glass on rear windows	●	●	—
Limo tinted (90%) privacy glass on rear windows	—	—	●

## EXTERIOR COMFORT

	Shuttle	Family	VIP
Smart Entry & Push button Start	—	●	●
Kick-activated electric sliding side door	—	—	●
Toyota Skyview® panoramic roof	—	○ <sup>5</sup>	●
Auto headlights	●	●	●
Auto wipers	●	●	●
Auto folding door mirrors	—	—	●
Two sliding side doors	●	●	●
Two fixed side windows	●	● <sup>o</sup>	●
Rear tailgate	●	●	●
Fixed window on rear tailgate	●	—	—
Opening window on rear tailgate	—	●	●
Headlight cut-off reminder	●	●	●
Power-adjustable door mirrors	●	●	●
Heated door mirrors	●	●	●
Remote door lock	●	●	●

**INTERIOR STYLING**

	Shuttle	Family	VIP
Silver front door insert	●	—	●
Silver insert on lower passenger dashboard	●	—	●
Brown front door insert	—	●	—
Brown insert on lower passenger dashboard	—	●	—
Silver interior door handles	●	●	—

**INTERIOR COMFORT**

	Shuttle	Family	VIP
Power-sliding, reclining & height-adjustable driver's and front passenger seats	—	○ <sup>§</sup>	●
Heated driver's and front passenger seats	—	○ <sup>§</sup>	●
Massage function on front seats	—	○ <sup>§</sup>	●
2nd row 3-seat rear bench	●	●	—
2nd row captain seats (2)	—	—	●
Automatic air conditioning	●	●	●
Rear passenger air conditioning	●	● <sup>°</sup>	●
Coloured TFT multi-information display	○ <sup>**</sup>	●	●
Auto-dimming rear view mirror	●	●	●
Head Up Display	○ <sup>§§</sup>	●	●
Cruise Control switch on steering wheel	●	●	●
Conversation/child mirror	—	●	—
Power child safety door lock	●	●	●
1/3 : 2/3 split-folding 2nd row rear seats	●	●	—
1/3 : 2/3 split-folding 3rd row rear seats	●	●	●
Analogue speedometer (mph)	●	●	●
Analogue tachometer	●	●	●

● = Standard    ○ = Optional    — = Not available    \* On Long-length vehicles, the rear bumper is only half body-coloured.

<sup>§</sup> Optional as part of Premium Pack.    <sup>°</sup> On Family Compact, rear air conditioning is removed and row 2 sliding windows are added.

<sup>\*\*</sup> TFT upgraded to colour with Toyota Safety Sense or Pro-Touch navigation system.    <sup>§§</sup> Optional as part of Toyota Safety Sense.

# EQUIPMENT

## INTERIOR COMFORT

	Shuttle	Family	VIP
Driver's seat armrest	●	●	●
Front passenger seat armrest	—	●	●
2-seater front passenger bench	●	—	—
Individual front passenger seat	—	●	●
Adjustable lumbar support on driver's seat	●	●	●
Adjustable lumbar support on front passenger seat	—	○*	●
Forward tilting 2nd row rear seats	●	—	—
Upright folding 2nd row rear seats	●	—	—
2nd row removable rail seats/bench	—	●	●
Sliding and reclining 2nd row rear seats	—	●	●
Upright folding 3rd row rear seats	●	—	—
3rd row removable rail seats	—	●	●
Sliding 3rd row rear seats	—	●	●
Front power windows	●	●	●
Auto up & down function on all power windows	●	●	●
Rear window wiper	●	●	●
Rear window defogger	●	●	●
1st / 2nd / 3rd row 12V power outlet	●	●	●
Power door lock	●	●	●

**STORAGE**

	Shuttle	Family	VIP
Front cool box	●	●	●
Fold-up tables in back of front seats	–	●	●
Front passenger under-bench storage	●	–	–
Front cup holders	●	●	●
Plastic floor trim	●	–	–
Carpet floor trim	–	●	●
Parcel shelf	–	●	●

**MULTIMEDIA**

	Shuttle	Family	VIP
Bluetooth® connectivity	●	●	●
Radio player	●	–	–
Pro-Touch 7" screen + navigation	○	●	●
Digital Audio Broadcast (DAB)	●	●	●
Premium surround sound system	–	○*	●
8 speakers	●	●	–
9 speakers	–	○*	●
Aux-in connector	●	●	●
USB connector	●	●	●

● = Standard

○ = Optional

– = Not available

\* Optional as part of Premium Pack.

# EQUIPMENT

## SAFETY

	Shuttle	Family	VIP
ISOFIX seat fixing	●	●	●
Rear parking sensors	—	—	●
Front passenger airbag on/off switch	●	●	●
Multi-reflector halogen headlights	●	●	—
Xenon headlights	—	—	●
Front fog lights	●	●	●
Rear combination lights	●	●	●
Cornering lights	●	●	●
Cruise Control	●	—	—
Adaptive Cruise Control	○*	●	●
5-Star Euro NCAP safety rating	●	●	●
Daytime running lights (bulb type)	●	●	—
Daytime running lights (LED type)	—	—	●
Pre-Collision System with Pedestrian Detection	○*	●	●
Vehicle Stability Control (VSC)	●	●	●
Hill-start Assist Control (HAC)	●	●	●
Anti-lock Braking System (ABS) with Electronic Brake force Distribution (EBD)	●	●	●
Brake Assist (BA)	●	●	●

**SAFETY**

	Shuttle	Family	VIP
Tyre Pressure Warning System (TPWS)	●	●	●
Intrusion alarm	●	●	●
Motion sensor alarm	●	●	●
Anti-tamper alarm	●	●	●
Adjustable Speed Limiter (ASL)	●	●	●

**PERFORMANCE, TRANSPORT & PROTECTION**

	Shuttle	Family	VIP
Body-coloured protection moulding on side doors	●	●	●
Stop/Start engine	●	●	●

**PACKS**

	Shuttle	Family	VIP
Toyota Safety Sense (TSS)	○	●	●
Toyota Pro-Touch with navigation	○	●	●
PVC seats	○	—	—
Premium Pack (full leather seats, panoramic roof, Hi-fi Surround Pack)	—	○	●

● = Standard    ○ = Optional    — = Not available    \* Optional as part of Toyota Safety Sense.



Model shown: Family grade



PROACE VERSO



ALWAYS A  
BETTER WAY

# ALL NEW PROACE VERSO. A SMOOTH DRIVE EQUIPPED FOR AN EASY LIFE.



To continue your  
experience scan  
this QR code.

[www.toyota.co.uk/proaceverso](http://www.toyota.co.uk/proaceverso)

While every effort is made to reproduce accurate information, we reserve the right to change specifications, equipment and availability without prior notice. This brochure cannot be regarded as infallible (some of the vehicles shown may not be to exact UK specification), and as such does not constitute an offer for sale of any particular vehicle or specification. For the latest specification and availability, we ask that you contact your local Toyota Centre. Vehicle body colours may differ slightly from the printed images in this brochure. The readability of QR codes present in this brochure may differ according to the scanner used. Toyota cannot be held responsible should your device not be able to read any QR codes or interactive content markers.

**Quoted mpg & CO<sub>2</sub> figures:** All mpg and CO<sub>2</sub> emissions figures quoted in this brochure are sourced from official EU-regulated test results. These are provided for comparability purposes only and may not reflect your actual driving experience. Fuel consumption varies significantly depending on a number of factors, including driving style, conditions, speed and vehicle weight. In order to allow consumers to compare and make an informed choice between one vehicle and another, there is a European Commission standard (93/116/EC and 692/2008) to measure fuel consumption. This common standard must be adhered to by all manufacturers selling motor vehicles in the EU and is the basis for fuel consumption figures published by each manufacturer. For further information please visit [www.dft.gov.uk/vca/fcb/faqs-fuel-consumptio.asp](http://www.dft.gov.uk/vca/fcb/faqs-fuel-consumptio.asp) or speak to your local Toyota Centre.

The use of the term 'Toyota Accessories' should not be taken to imply that the products on the accessory pages are actually manufactured by the Toyota Motor Corporation or Toyota (GB) PLC. Toyota (GB) PLC is continually updating and changing specifications of accessories and reserves the right to do so at any time without prior notice.

© 2017 by Toyota Motor Europe NV/SA ('TME'). No part of this publication may in any way be reproduced without the prior written approval of Toyota (GB) PLC.



Toyota UK



@ToyotaGB

GBNGV-0916B-PV February 2017