

# The Golf



Das Auto.



---

## CONTENTS

---

4	The Golf
12	Design
16	Equipment
18	The Golf S
20	The Golf BlueMotion
24	The Golf Match and Match BlueMotion Technology
26	The Golf GT and GT BlueMotion Technology
28	The Golf GTD
32	The Golf GTI
36	The Golf GTI Edition 35
40	The Golf R
44	BlueMotion Technology
46	Engines and gearboxes
48	Safety
50	Optional equipment
54	Alloy wheels
56	Paint
58	Upholstery
59	Combinations
60	Technical specification
64	Technology
70	Volkswagen service



---

## THE GOLF. NO-ONE TO BEAT BUT ITSELF.

---

Meet the Golf. With a stunning design and state-of-the-art features. From the classy, solid and intuitive cabin to the efficient range of petrol and diesel engines, our iconic hatchback has evolved into the quietest, safest, most luxurious and technically advanced Golf we've ever built.





---

### SETTING THE BENCHMARK.

---

Just as its exterior styling and interior comfort have evolved, so the Golf's driver assistance systems are more intelligent than ever before. Like the optional Adaptive Chassis Control (ACC), which adjusts automatically to the road surface and driving situation, and at the touch of a button, your personal requirements. Giving you a choice of three settings, Sport, Comfort or Normal, depending on the level of ride you require. And how much excitement you want, of course.

—  
QUITE SIMPLY THE QUIETEST, SAFEST  
GOLF EVER MADE.  
—  
AND THE MOST LUXURIOUS TOO.  
—





PERFECTION IS ALWAYS WORTH  
A CLOSER LOOK.

THERE'S NO MISTAKING THE GOLF.  
QUITE SIMPLY BETTER THEN EVER.



## DESIGN

With its strong bodylines, flowing contours and aerodynamic design, the Golf is more refined and stylish than ever, while details such as the double radiator grille and sleek contoured headlights enhance its sporting appeal. Exuding quality and charisma from every angle, the Golf has a character all of its own, its flawless exterior hinting at the superior workmanship within.



The rear design is both sporty and elegant, with the rear light clusters blending into the bodyshape, while the integrated rear spoiler optimises the aerodynamics. The Volkswagen badge functions as a tailgate release and also conceals the lens for the optional rear-view camera.



Range adjustable halogen headlights with daytime running lights and integrated indicators flow seamlessly into the radiator grille, giving the Golf its distinctive appearance.



The stylish rear provides a powerful statement, with the tailgate's flush design adorned with the iconic Golf logo.

Engine badging will vary by model.



The sleek body-coloured door handles complement the Golf's pronounced profile.



The striking 'Cherry red' rear light clusters enhance the rear design and blend perfectly into the bodywork. Standard on BlueMotion, GT and GT BlueMotion Technology models.



The body-coloured door mirrors with integrated indicators not only draw attention to the body styling, but are also highly visible to other road users and help to reduce wind noise through improved aerodynamics.




The radiator grille in high gloss black finish helps define the face of the Golf, with chrome trimmed inserts on the grille louvres adding a sporty touch. Standard on BlueMotion, Match, Match BlueMotion Technology, GT and GT BlueMotion Technology models.



The twin exhaust tailpipe is a distinctive design feature of the Golf, hinting at the power beneath the bonnet.

Excluding 1.2 litre 85 PS, 1.2 litre TSI 105 PS, 1.6 litre TDI 90 PS and 1.6 litre TDI 105 PS engines.



---

QUIET, CALM AND TRANQUIL  
THE PERFECT RETREAT.

---

More refined than ever before, special damping combines with improved door and window seals to reduce outside noise and engine sounds, producing the quietest Golf ever made. And providing your own personal haven of peace and tranquillity, where nothing can distract or disturb you.

## THE GOLF S

The entry level S model is exceptionally well equipped with a wide range of features, including air conditioning with 'Climatic' semi-automatic control, electric front windows, driver's seat height adjustment and electrically heated and adjustable door mirrors. There is also a multifunction computer (Midline), power-assisted speed-sensitive steering and an RCD 210 radio/MP3 compatible CD player with four front speakers, and a convenient hill hold function which, for approximately two seconds, prevents your Golf from rolling back when pulling away on a gradient or during a hill start. The seven airbag system includes a knee airbag to help protect the driver, and practical storage compartments can be found in the roof console, centre console and doors, along with two cup holders in the front and one in the rear. The lockable glove compartment is conveniently illuminated and cooled, while 'Titanium' decorative inserts on the dash and door panels enhance the visual appeal. The parcel shelf and sill protector are removable should you need to transport bulky items and, on three-door models, the easy entry sliding seats makes it easier for passengers to get in and out.



15 inch steel wheels with full size wheel trims characterise the stylish look of the Golf S.



'Spell' upholstery in 'Titan Black' gives the interior a classical elegance.



The RCD 210 radio/MP3 compatible CD player with four front speakers will ensure enjoyment on any journey.



The 'Climatic' semi-automatic air conditioning system is extremely user-friendly, providing your required cabin temperature quickly and efficiently, while maintaining your selected temperature.



The practical and durable interior of the Golf S features 'Spell' cloth upholstery in 'Titan Black' and 'Titanium' decorative inserts in the dash and door panels.



Controls for the electric front windows, including one-touch opening and closing facility, and the electrically heated and adjustable door mirror switch are conveniently located in the driver's door.

---

CLEANER, GREENER AND BETTER  
FOR THE ENVIRONMENT.

---

This may be the quietest Golf yet, but it has plenty to shout about. Like cleaner, greener engines that emit fewer pollutants than ever before. Take the Golf BlueMotion for example – the 1.6 litre TDI 105 PS engine is fitted with common rail technology and produces just 99 g/km of CO<sub>2</sub>. Its fuel consumption of 74.3 mpg on the Combined cycle\* is so frugal that its range is nearly 900 miles, so you could make it all the way from London to Barcelona on a single tank of diesel. Allied with an automatic Start/Stop function, a visual gear change recommendation via the multifunction computer (Highline), low rolling resistance tyres and battery regeneration (recuperation – energy recovery during braking), it means you can enjoy high performance with a clearer conscience.

\* Please see pages 60-63 for CO<sub>2</sub> emissions and fuel consumption figures.



Model shown is Golf BlueMotion with optional front fog lights and metallic paint.



The stylish interior of the Golf BlueMotion features 'Titanium' decorative inserts in the dash and door panels and vibrant 'Blue Merlin' cloth upholstery.

Interior shown is Golf BlueMotion.

## THE GOLF BLUEMOTION

The BlueMotion offers impressive environmental credentials by intelligently refining existing technology. These factors, as well as dynamic lines and good aerodynamics reduce the vehicle's air resistance and, combined with engineering refinements such as low rolling resistance tyres, help produce exceptional economy. Innovative technology such as the Start/Stop function momentarily switches off the engine when the vehicle is stationary, in neutral and the clutch disengaged. This is notified to the driver with the 'Start Stop' symbol displayed on the multifunction computer (Highline), which then disappears when driving is resumed. The multifunction computer also includes a visual gear change recommendation for optimum fuel consumption. Battery regeneration is achieved by recuperating energy created during braking and deceleration, boosting the alternator voltage which in turn recharges the battery, it is even possible to switch the alternator off entirely which reduces engine load and improves economy. A combination of all these refinements delivers a package that offers outstanding economy up to 74.3 mpg over the Combined fuel cycle, and the 1.6 litre TDI 105 PS engine with DPF (Diesel Particulate Filter) ensures CO<sub>2</sub> emissions are an impressively low 99 g/km, achieving a place in Vehicle Excise Duty band A, making the Golf BlueMotion exempt from the annual Road Fund Licence. However, despite all the refinements to make the BlueMotion such an economical car, there really hasn't been any compromise on standard equipment. The BlueMotion builds over the already well equipped Golf S\*, yet is enhanced further in the interior with the addition of unique 'Blue Merlin' cloth upholstery and chrome-plated button surrounds. Externally the BlueMotion is distinguished by 15 inch 'Wellington' alloy wheels with 195/65 R15 low rolling resistance tyres, sports suspension – lowered by approximately 15 mm, uniquely shaped sports bumpers, side skirts and spoiler, chrome trimmed radiator grille louvre inserts and 'Cherry red' rear light clusters.

\*Please note: Golf BlueMotion models are fitted with a tyre repair kit in lieu of steel space saver spare wheel.



15 inch 'Wellington' alloy wheels with low rolling resistance tyres help to reduce the BlueMotion's fuel consumption.



Form and function – the rear spoiler not only enhances the BlueMotion's dynamic lines, but also helps to reduce the vehicle's air resistance, and in turn reduces fuel consumption.



The 'BlueMotion' badge at the rear symbolises its environmental credentials. For more information on BlueMotion Technologies, please see pages 44-45.



The multifunction computer (Highline) provides useful statistics about your journey, such as exterior temperature, average and current fuel consumption, average speed and estimated distance to refuelling. It also includes a visual gear change recommendation for optimum fuel consumption.

## THE GOLF MATCH AND MATCH BLUEMOTION TECHNOLOGY

The Match and Match BlueMotion Technology models offer an impressive level of specification. Stylish 16 inch 'Croft' alloy wheels with 205/55 R16 tyres and chrome trimmed radiator grille louvre inserts give the exterior a distinctly sporty appeal. A leather trimmed three-spoke multifunction steering wheel, gear knob and handbrake grip, multifunction computer (Highline) with 1.4 litre TSI 122 PS and 2.0 litre TDI 140 PS manual models gaining visual gear change recommendation for optimum fuel consumption, front and rear parking sensors with optical and audible warning and reading lights, front and rear, to name but a few. Crystal clear radio reception is now possible from the RCD 510 touch-screen DAB digital radio/MP3 compatible six CD autochanger including MDI (Multi Device Interface) with USB and iPod connection cables and an AUX-in socket for connection to an external multimedia source (e.g. iPod or MP3 player). In addition, Bluetooth telephone preparation allows you to use your phone safely whilst driving. Inside other luxuries include a rain sensor and automatic dimming interior rear-view mirror, dusk sensor with automatic driving lights and an automatic coming/leaving home lighting function. Height-adjustable front comfort seats with lumbar support help make your journey more comfortable, as does cruise control and 'Merlin' upholstery, 'Pyramid Black' decorative inserts, and chrome-plated light switch surround give the interior a luxurious feel, and the Match also features an alarm with interior protection and electric rear windows on five-door models. Additional comfort is provided by the front centre armrest featuring, two rear air vents and two cup holders, and the rear centre armrest offers a load-through provision for transporting longer items. Opting for BlueMotion Technology on the Golf Match helps improve fuel consumption, achieving up to 68.9 mpg over the Combined fuel cycle and producing a CO<sub>2</sub> emission figure of 107 g/km. To read more on BlueMotion Technologies, please see pages 44-45.



The front centre armrest houses both a Multi Device Interface (MDI) and an AUX-in socket, allowing you to connect, charge and store a compatible iPod or USB device. Rear passengers also benefit from two rear air vents and cup holders.



The RCD 510 DAB digital radio/dash-mounted MP3 compatible six CD autochanger features a large 6½ inch touch-screen colour display with intuitive menu navigation. Additional features include an AUX-in socket for connection to an external multimedia source, SD memory card slot and Bluetooth telephone preparation for HFP (Hands Free Profile) enabled telephones, allowing calls to be rerouted to your car's audio system.

Phones must be Bluetooth HFP (Hands Free Profile) compatible.



At speeds of over 19 mph, cruise control keeps your selected speed constant, enabling you to relax on longer journeys, without having to keep an eye on your speedometer.



The stylish interior of the Golf Match features 'Pyramid Black' decorative inserts in the dash and door panels, and front comfort seats upholstered in vibrant 'Merlin' cloth upholstery in 'Titan Black'.

Interior shown is Match DSG.



Specify the Golf Match with 'BlueMotion Technology' and you'll benefit from around 10% improved fuel consumption along with an impressive CO<sub>2</sub> emission figure from just 107 g/km.



16 inch 'Croft' alloy wheels make a lasting impression with their contemporary elegance. Match BlueMotion Technology models feature low rolling resistance tyres, which help to reduce fuel consumption.



The leather interior, leather trimmed multifunction steering wheel, gear knob and handbrake grip all add an air of exclusivity.

Some parts of leather interior will contain artificial leather.



Radio systems, multifunction computer (Highline) and Bluetooth telephone preparation can be operated easily and comfortably via the leather trimmed multifunction steering wheel.



Front fog lights including static cornering function which illuminate when indicating or turning at low speed. Not only do they improve safety in the event of poor visibility, but with a chrome trimmed surround, they also provide a sporty finish.



Bluetooth telephone preparation allows you to use your mobile phone safely and easily. Call information is displayed on the multifunction computer and can be easily operated using the multifunction steering wheel.

Phones must be Bluetooth HFP (Hands Free Profile) compatible.



17 inch 'Porto' alloy wheels complete with sports suspension, lowered by approximately 15 mm, combine to create a stylish and sporty exterior on GT models.



16 inch 'Cleveland' alloy wheels with low rolling resistance tyres, for the GT BlueMotion Technology model, not only look good, but they also help to reduce fuel consumption.

## THE GOLF GT AND GT BLUEMOTION TECHNOLOGY

The exclusive GT and GT BlueMotion Technology models feature an extremely high level of specification, both inside and out, ensuring dynamic appeal and immense satisfaction. GT models feature 17 inch 'Porto' alloy wheels and lowered sports suspension by approx. 15 mm, whilst BlueMotion Technology models feature 16 inch 'Cleveland' alloy wheels with low rolling resistance tyres which help to reduce fuel consumption. Chrome trimmed front air intake surround, front fog light surrounds and radiator grille louvre inserts give both models a stylish, sporty look. The exterior is further enhanced by front fog lights with static cornering function and rear tinted windows 65% light absorbing from the B pillar back. Inside, heated front sports seats with electrically-adjustable lumbar support are covered in high quality 'Vienna' leather upholstery in 'Titan Black,' and the theme is continued with the three-spoke steering wheel, gear knob and handbrake grip all finished in luxurious leather trim. 'Matt Chrome' decorative inserts and chrome-plated door mirror switch surround, electric window switch and light switch surrounds further enhance the sumptuous interior, as do front and rear carpet mats. Superb acoustics are provided by the powerful eight speaker RCD 310 radio system, which features an MP3 compatible CD player, AUX-in socket and MDI (Multi Device Interface), allowing connection of an external multimedia source, such as an iPod or MP3 player. The radio system, multifunction computer (Highline) and Bluetooth telephone preparation can be controlled via the intuitive leather trimmed multifunction steering wheel. A tyre pressure indicator is also included, which will alert you of any loss in tyre pressure, while the front centre armrest with two rear air vents and cup holders adds an extra touch of comfort. If you opt for a GT BlueMotion Technology model, you will benefit from improved fuel consumption, achieving up to 65.7 mpg over the Combined fuel cycle and producing a CO<sub>2</sub> emission figure of 114 g/km. To read more on BlueMotion Technologies, please see pages 44-45.

The dynamic and sporty interior of the Golf GT features front sports seats upholstered in high quality and durable 'Vienna' leather upholstery in 'Titan Black'. This exclusive interior is finished off with 'Matt Chrome' decorative inserts in the dash and door panels.

Interior shown is GT featuring optional 2Zone electronic climate control and RCD 510 touch-screen radio system. Some parts of leather interior will contain artificial leather.





FEW WORDS ARE NEEDED  
TO DESCRIBE THE GOLF GTD.  
DO YOU SPEAK ITS LANGUAGE?

## THE GOLF GTD

You want a sporty car, but no compromise on comfort? One that is fuel efficient\*, yet still has an astounding ride and exceptional handling? A car with a stunning design, but still offers the highest levels of build quality? Then climb in. You've found it. The GTD's 2.0 litre TDI 170 PS diesel engine with common rail technology provides a near perfect combination of performance and fuel efficiency – 350 Nm of torque, 0 - 62 mph in just 8.1 seconds, yet is capable of returning up to 55.4 mpg over the Combined fuel cycle along with impressive CO<sub>2</sub> emissions of just 134 g/km. The exterior boasts striking 17 inch 'Seattle Shadow' alloy wheels, GTD styling pack including uniquely shaped front and rear bumpers with integrated front fog lights and honeycomb front air intake, and LED technology incorporated into the rear tail and number plate lights to create a distinctive look to the Golf GTD. The interior of the Golf GTD offers all the excitement of a sporty driving experience without having to compromise on comfort and functional features. From the heated front sports seats upholstered in 'Vienna' leather together with black headlining, to the grey decorative stitching on the GTD specific flat bottomed multifunction leather trimmed steering wheel, handbrake grip and gear knob gaiter, the cockpit exudes individuality. Your comfort is also paramount, with 2Zone electronic climate control including automatic air recirculation and a front centre armrest which houses an MDI (Multi Device Interface). A multifunction computer (Highline) displays important information about your journey as well as call information from the Bluetooth telephone preparation system. The RCD 310 radio/MP3 compatible CD player includes an AUX-in socket for connection to an external multimedia source (e.g. iPod and MP3 player) and is also fitted with eight speakers as standard.

\* The Golf GTD is one of the most fuel efficient performance hatchbacks in its class.



The interior of the Golf GTD with 'Vienna' leather upholstery in 'Black' offers all the excitement of a sporty driving experience without having to compromise on comfort and functional features.

Interior shown is GTD DSG with optional metallic paint. Some parts of leather interior will contain artificial leather.



The GTD's 2.0 litre TDI 170 PS diesel engine with common rail technology provides incredible torque and power, whilst still returning highly efficient fuel economy.

The 2Zone electronic climate control with automatic air recirculation system features dual zone temperature control for the driver and front passenger, enabling each to select their individually preferred temperature.



The surrounds of the elegant 17 inch 'Seattle Shadow' alloy wheel spokes are painted black, and complete with sports suspension, lowered by approx. 15 mm, combine to create a stylish and sporty exterior and an exceptional driving experience.



For the first time in the GTD, Volkswagen's XDS system which in conjunction with ESP, is designed to provide maximum grip and driving stability by helping to prevent loss of traction while cornering.



The honeycomb design of the front grille on the Golf GTD is perfectly complemented by stylish chrome louvre inserts and the pronounced Volkswagen roundel, so you know from your very first glimpse there is something special underneath.



The GTD logo sits proudly on the sporty flat-bottomed multifunction steering wheel as a constant reminder that you are travelling in pure style.



ICONIC: HOW BETTER TO DESCRIBE  
THE GOLF GTI.





The interior specification of the Golf GTI is designed to transform the sporty driving experience with new levels of comfort and functionality. From the stylish chrome finish of the rotary light switches, 'Edge' decorative inserts and red stitching on the sports leather trimmed multifunction steering wheel, handbrake and gear knob gaiter, the interior aesthetics are breathtaking. The multifunction steering wheel also enables you to control the multifunction computer (Highline) and Bluetooth telephone preparation safely and easily, without taking your hands off the steering wheel. And to ensure maximum comfort on longer journeys, heated front sports seats with electrically-adjustable driver's seat lumbar support, front centre armrest and a load-through facility in the rear are all fitted as standard. As is the RCD 310 radio/MP3 compatible CD player including AUX-in socket for connection to an external multimedia source (e.g. iPod and MP3 player) and 2Zone electronic climate control air conditioning with automatic air recirculation function.

Some parts of leather interior will contain artificial leather. Phones must be Bluetooth HFP (Hands Free Profile) compatible.



The multifunction leather steering wheel enables you to operate the radio system and multifunction computer without taking your hands off the wheel. When used in conjunction with the Direct Shift Gearbox (DSG), the gears can be changed easily from the steering wheel, using easy-grip paddles.

## THE GOLF GTI

The Golf GTI is the definitive sports performer. Its crisp lines, aerodynamic shape and sporty styling give it an inspirational character, the finest in a proud history of iconic GTIs. From its unique front grille and deep front spoiler, to its distinctive alloy wheels and chrome exhaust tailpipes, the Golf GTI will steal your heart the moment you set eyes on it. At the centre of the GTI's character is its engine – the highly acclaimed 2.0 litre TSI 210 PS petrol engine that delivers high performance and torque, alongside impressive fuel consumption. The six speed manual gearbox transmits engine power with short, accurate shifts, helping the Golf GTI sprint from standstill to 62 mph in just 6.9 seconds on its way to a top speed of 149 mph, where the law permits. Those considering an optional automatic transmission need look no further than the dual-clutch Direct Shift Gearbox (DSG). This innovative automatic transmission shifts smoothly and imperceptibly into the pre-selected next gear within a split second – such extremely short reaction times and direct response behaviour make sporty accelerating even more fun. The Golf GTI also features XDS, an extension of the well-known EDL (Electronic Differential Lock) function. This is linked to the ESP (Electronic Stabilisation Programme) hydraulics and works by applying pressure to the inner front wheel during fast cornering to prevent wheel-spin. The one-sided, precise brake pressure helps to maximise traction, reduce understeer and improve responses, thus making cornering even more sporty, safe and accurate.



The front of the Golf GTI is more stylish than ever, featuring its renowned black honeycomb grille, traditional red louvres and gleaming chrome GTI badge. The honeycomb structure is echoed in the front air intake, while the body-coloured front spoiler completes the impressive front design.



17 inch 'Monza' alloy wheels give the Golf GTI its purposeful image, the distinctive five spoke design revealing the red brake calipers beneath.



At the rear, neatly integrated into either side of the black rear diffuser, the chrome exhaust tailpipes hint at the power beneath the bonnet. The rear number plate lights now incorporate LED technology, not only do they provide a clearer brighter light, but also a longer service life.



Heated front sports seats in stylish 'Vienna' leather provide maximum comfort and support for the driver and front passenger even when cornering. Seat height, backrest incline, length position and lumbar support can all be individually adjusted, while side bolsters in the backrests are noticeably more defined than on the standard seats providing extra support.



A GOOD REASON TO BRAKE:  
YOU CAN ACCELERATE AGAIN.  
THE GOLF GTI EDITION 35.

## THE GOLF GTI EDITION 35

It's been 35 years since the introduction of the first Golf GTI, one of the most iconic sports cars in the world, and what better way to celebrate than with the introduction of the new Golf GTI Edition 35. It was tough to improve upon the Golf GTI, but we're convinced the powerful 235 PS engine and redesigned exterior is sure to get your heart racing from the moment you set eyes on it. The 18 inch 'Watkins Glen' alloy wheels in a dark steel finish are remarkably eye-catching and are complemented by a unique body styling kit comprising colour-coded side skirts and a redesigned front bumper. Black door mirrors, darkened rear tail lights and rear windows with a 90% tint give the Edition 35 a more aggressive look, while Bi-Xenon headlights with LED daytime running lights add safety as well as great looks. The look is given a finishing touch by unique '35' badging on the front wings, so you really know this is no ordinary GTI. However, it's sure to be the performance of the new Edition 35 that really convinces you. It features the same 2.0 litre TSI engine as the Golf GTI, but with an extra 25 PS of raw power, propelling it from 0 - 62 mph in just 6.6 seconds via your choice of six speed manual or six speed dual-clutch Direct Shift Gearbox (DSG). Also available in either three or five door guise, there really is no denying that the GTI really has never looked better.



**18 inch 'Watkins Glen' alloy wheels** create a dynamic and exclusive look to the exterior of the GTI Edition 35.



**The darkened LED rear lights** perfectly integrate into the dynamic lines of the Golf GTI Edition 35 and accentuate its distinctive rear.



With the gear lever knob in the legendary 'golf ball' style, you will get the typical GTI feeling as soon as you select a gear. It is supported by the six speed manual gearbox or the automatic dual-clutch transmission DSG, that changes to the next pre-selected gear without traction disruption.



The **three-point automatic seat belts** finished off with red edging, further enhance the unique detail found in the interior of the GTI Edition 35.



The **door sill strips** with a honeycomb pattern identifies your GTI as an anniversary model and protects the door sill area from scratches.



It's not just the exterior that has benefitted from the **Edition 35** treatment though. The door sill strips feature the unique '35' logo, while red stripes on the seat belts and a 'golf ball' design gear knob complete the special edition look. 'Black Array' decorative inserts in the dash and door panels look great too, but it's not all about the look; the Edition 35 is also incredibly comfortable, featuring 'Vienna' leather upholstery, with heated front seats and an electrically-adjustable driver's seat lumbar support. The sporty multifunction steering wheel, complete with iconic GTI logo, provides controls for the multifunction computer (Highline), radio system and Bluetooth telephone preparation, which allows you to make and receive phone calls safely whilst driving.

Some parts of leather interior contain artificial leather. Phones must be Bluetooth HFP (Hands Free Profile) compatible.

PERFORMANCE.  
THE GOLF R.



Model shown is Golf R with optional 19" 'Talladega' alloy wheels including black headlight surrounds and metallic paint.

## THE GOLF R

If you are looking for the ultimate driving experience, then strap yourself in, because the Golf R will give you the ride of a lifetime. Not only does it catch the eye with its dynamic exterior, but it is faster and more powerful than any previous Golf. With its unique 'R' styling pack, gleaming chrome twin centre exhaust tailpipe, Bi-Xenon headlights, LED daytime running lights and LED rear lights it really is unmistakable. Add to that its lowered sports suspension by approximately 25 mm and the distinctive 'R' logo adorning the grille, it really does embody all that a modern sports performer is all about. Powered by a 2.0 litre TSI engine with a mind blowing 270 PS and a six speed manual gearbox – or six speed auto DSG gearbox – the 'R' features 4MOTION four wheel drive which transmits power to the 18 inch 'Talladega' alloy wheels with 225/40 R18 tyres without wasting a drop of power, propelling it from 0 - 62 mph in a mesmerising 5.7 seconds (5.5 seconds on DSG models), and accelerating to a top speed of 155 mph, where the law permits.



The darkened rear light clusters incorporate LED technology for the first time on a Golf, complementing its striking rear design. LEDs not only have a longer service life, but also give a more stylish look to the rear lights.



The stunning 18 inch 'Talladega' alloy wheels complement the eye-catching 'R' logo detailing on the 'Gloss Black' brake calipers. 4MOTION four wheel drive ensures the optimal power distribution of engine performance to all four wheels.



Bi-Xenon headlights combine dipped and main beams in one integrated unit, housed in a stylish glossy black casing that flows seamlessly into the radiator grille. Dynamic curve lighting and automatic range adjustment compensate for any change in the incline of the body, due to loading, braking or accelerating. Newly designed separate daytime running lights, rear lights and rear number plate lights utilise LED technology for clearer vision and also ensure your vehicle is visible in any weather. Headlight washers and a low washer fluid warning light help keep them clean in all conditions.



The chrome twin centre exhaust tailpipe is a unique design feature of the Golf R delivering the sound of the engine to the road, providing more than a hint of the power beneath the bonnet.



The gloss black grille with gleaming chrome 'R' badge gives the front of the Golf R its distinctive appearance.



The leather trimmed three-spoke multifunction steering wheel with 'R' logo, 'Gloss Black' inserts and contrast stitching enables you to control the multifunction computer and radio without taking your hands off the wheel. It is also equipped with paddle shift when the DSG direct shift gearbox is specified.



White instrument lighting and blue needles, enhance the sporty appearance, while the multifunction computer (Highline) provides important information as you travel, such as average speed and fuel consumption, exterior temperature, range of the fuel tank, and oil temperature. It also lets you know if the doors or tailgate are open.



Inside, the Golf R offers classic sporty comfort, without compromise. The individually adjustable heated front sports seats are upholstered in 'Vienna' leather with the 'R' logo embossed into the head restraint and give optimal lateral support for all driving styles. The ergonomically designed three-spoke multifunction leather trimmed steering wheel complete with 'Gloss Black' inserts, 'R' logo and contrast stitching, together with 2Zone electronic climate control air conditioning keep you comfortable during every journey. The multifunction computer (Highline) will keep you up to date on journey details and also displays information from your mobile phone via Bluetooth telephone preparation. Unique 'Silver Lane' decorative inserts in the dash and 'R' kick plates complete a look that is sure get your pulse racing, but the only way to truly understand its power and charisma is to drive it for yourself.

Some parts of leather interior contain artificial leather. Phones must be Bluetooth HFP (Hands Free Profile) compatible.

## THINK BLUE.

BlueMotion Technologies is our contribution to sustainable motoring. This means we offer optimum solutions for every demand, which makes driving more fuel efficient. Lower fuel consumption and lower emission diesel engines allied with BlueMotion Technologies are friendlier to the environment and your wallet, without having to give up everyday practicality and comfort.



The Golf has been setting benchmarks for over 30 years and with the Golf BlueMotion we've set another one; the most efficient and eco-sensitive Golf we've ever built. Our engineers have strived to produce a cleaner, more efficient Golf that still offers great performance and handling. The result of their work is an impressive range of refinements and innovations that save fuel and cut CO<sub>2</sub> emissions. Its dynamic bodykit reduces the vehicle's air resistance and, combined engineering refinements, such as longer gear ratios to reduce revs, low rolling resistance tyres and lowered sports suspension, all improve fuel consumption and help produce exceptional economy. We've also designed a range of other energy-saving technologies to work in synergy with our advanced engines and gearboxes. BlueMotion Technologies such as a multifunction computer (Highline) including visual gear change recommendation for optimum fuel consumption, battery regeneration (recuperation – energy recovery during braking) and a Start/Stop function that can cleverly switch the engine off when your vehicle is stationary and in neutral and start it again as you depress the clutch, all combine to aid increased efficiency. A combination of all these refinements on the Golf BlueMotion delivers a package that offers outstanding economy up to 74.3 mpg over the Combined fuel cycle\*, and the high performance 1.6 TDI 105 PS engine with DPF (Diesel Particulate Filter) ensures CO<sub>2</sub> emissions are from an impressively low 99 g/km, making it exempt from VED (Vehicle Excise Duty).

Much of this technology utilised in the Golf BlueMotion is also standard when you specify the Match BlueMotion Technology or the latest addition to the range, the GT BlueMotion Technology. Building over the already impressive specification for the Match and GT, the Start/Stop function, multifunction computer (Highline) including visual gear change recommendation for optimum fuel consumption and battery regeneration (recuperation – energy recovery during braking) all help reduce emissions and improve fuel consumption.

Externally, Volkswagen's 'BlueMotion' and 'BlueMotion Technology' badging identifies the cleanest, most energy-efficient cars in our range. So when you see these logos you'll know we're talking about ways to cut emissions and the cost of your motoring. Environmental technologies of today are meeting the driving challenges of tomorrow with one very important aim: to reduce the impact of our cars on the environment for future generations.

\* Please see pages 60-63 for CO<sub>2</sub> emissions and fuel consumption figures.



The multifunction computer (Highline) provides useful statistics about your journey, such as exterior temperature, average and current fuel consumption, average speed and estimated distance to refuelling. It also includes a visual gear change recommendation for optimum fuel consumption.

The Start/Stop function momentarily switches off the engine when the vehicle is stationary, in neutral and the clutch disengaged. The 'Start Stop' symbol is then displayed on the multifunction computer (Highline). When the engine automatically restarts after depressing the clutch to resume driving, the multifunction computer then returns to the previous display.





The 1.6 litre TDI 105 PS provides a perfect blend of performance and economy. This common rail engine is capable of achieving 62.8 mpg on the Combined fuel cycle\* while producing only 119 g/km of CO<sub>2</sub>. When this engine is utilised with BlueMotion Technology on the Match, the figures are even more impressive with only 107 g/km of CO<sub>2</sub> and 68.9 mpg achieved on the Combined fuel cycle\*. Finally, when specified in the Golf BlueMotion, the already impressive CO<sub>2</sub> figures are further reduced to 99 g/km, while fuel consumption is an incredible 74.3 mpg on the Combined fuel cycle\*.

\* Please see pages 60-63 for CO<sub>2</sub> emissions and fuel consumption figures.



The TDI diesel engines with common rail technology are fitted with a **Diesel Particulate Filter (DPF)** which filters out exhaust elements that are harmful to the environment, significantly reducing diesel emissions as a result.



The **six speed manual gearbox** transmits power with short, accurate shifts and very smooth handling, making it easy to drive at the right engine speed.

A combination of direct injection, downsizing and intelligent loading technology lets petrol engines with **TSI Technology** work particularly effectively. They combine advantages like high achievement, excellent torque and low consumption. The 2.0 litre TSI 270 PS is a perfect example of this technology and power.

## ENGINES AND GEARBOXES

Select the DSG dual-clutch gearbox and you'll enjoy gear changes faster than a manual, yet so smooth they're virtually imperceptible, giving maximum driving enjoyment whatever the conditions. Not only is the DSG gearbox extremely dynamic, its level of efficiency is, in some cases, even better than its manual counterparts.



The **DSG dual-clutch gearbox** shifts smoothly and imperceptibly into the pre-selected next gear within a split second, without disrupting the power. Such extremely short reaction times and direct response behaviour make sporty acceleration even more fun. The DSG gearbox is not only highly dynamic, but also extremely fuel-efficient.

Interior shown is GT.



The optional **Adaptive Chassis Control (ACC)** adapts the damping control and shock absorption rate to the road conditions and driving style you require within milliseconds. At the touch of a button, you decide how firm or comfortable you wish to set the suspension, with a choice of three settings: Sport, Comfort or Normal. In Normal mode, the principal advantage of the system is that the dampers are constantly adjusted to the road and the driving conditions. In Sport mode, the dampers are considerably stiffer and the steering becomes more responsive. A direct contrast is Comfort mode where the suspension is adjusted to maximise passenger comfort, particularly when travelling on poor road surfaces or long motorway journeys. Optional on all models except S, BlueMotion, Match BlueMotion Technology and GT BlueMotion Technology.

Image shown is for illustration purposes only and may not necessarily reflect UK specification.

## SAFETY

By building on the safety standards achieved with previous generation Volkswagens, the sixth generation Golf features a range of all-round safety precautions offering maximum protection in any eventuality, once more setting the standards for others to follow.



The two **whiplash-optimised front head restraints** not only ensure additional comfort, but also provide particularly effective support for the head and spine in the event of a collision.

Model shown is GT.



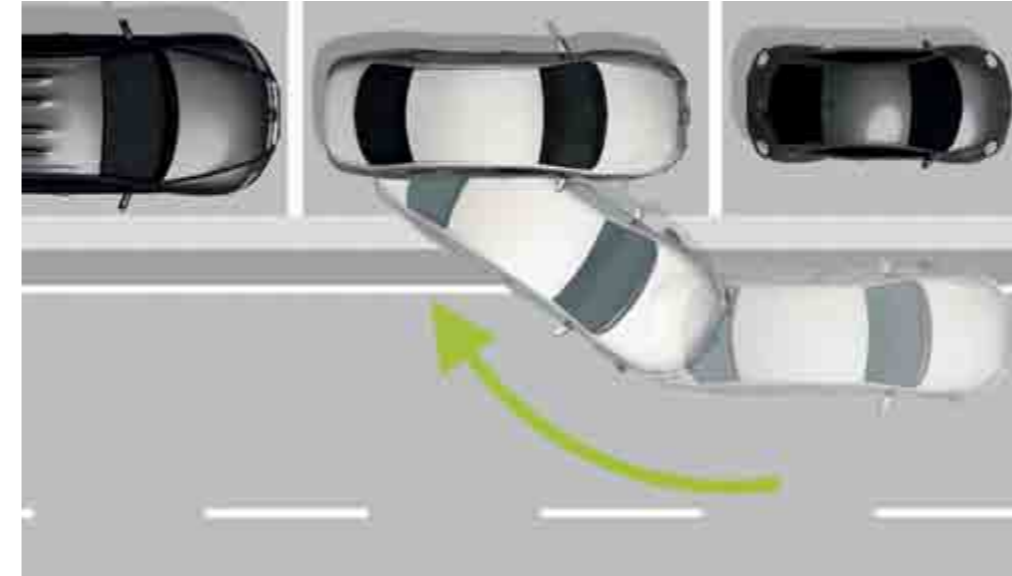
**Front fog lights** include a static cornering function which illuminates when indicating or turning at low speed. It adds a striking look to the front of the vehicle and also provides additional safety in bad weather or where there is poor visibility. Optional on S, BlueMotion, Match and Match BlueMotion Technology models.

Model shown is GT.



Both driver and passengers can rely on a **comprehensive airbag system** comprising driver's and front passenger's airbags with front passenger's airbag deactivation switch and a curtain airbag system with front seat side impact airbags for the driver and front passenger. The Golf is also fitted with a driver's knee airbag for added protection, particularly in the event of a head-on collision. Deployment of the airbags is activated by crash sensors. When an impact is registered, the airbag control unit ignites the gas generator, which then inflates the airbag within less than 40 milliseconds, helping to reduce injuries significantly.

Image shown is for illustration purposes only and may not necessarily reflect UK specification.



When driving past a parking space at up to 19 mph, the optional **Park Assist system** with ultrasonic front and rear parking sensors, compares the space available with the length of the Golf. If the space is suitable, the Park Assist parallel parking assistant automatically controls the steering as soon as you engage reverse gear. All you have to do is operate the accelerator, clutch and brake, while keeping a good lookout. In addition an optical parking display\* extends the functions of the parking sensors by indicating your position, either in monochrome on RCD 310 or colour on RCD 510 and RNS 510 DVD navigation system, on the vehicle's audio display during parking. Park Assist including parking sensors are optional on all models except Match, Match BlueMotion Technology and R models. **Parking sensors** also assist in less challenging parking manoeuvres by emitting an audible warning, alerting the driver to any obstacles in the way: the closer you are to an obstacle the faster the sound frequency. An optical parking display\* via the vehicle's audio display is also a handy addition. Parking sensors are standard on Match and Match BlueMotion Technology and optional on all other models.

\* The optical parking display feature will not function with RCD 210 radio systems.



The **rear seat side airbag system** protects rear seat passengers and includes an optical and audible warning informing the driver if the front and rear seat occupants have not fastened their seat belts or have not fastened them correctly. Optional on all models except BlueMotion.

Rear seat side airbag system is only available on five-door models and not in conjunction with optional 'Recaro' part leather sports seats.



In the event of a change in tyre pressure, the **flat tyre indicator** symbol appears advising the driver to rectify the situation. Standard on GT, GT BlueMotion Technology and R, and optional on all other models.

## OPTIONAL EQUIPMENT

As you'd expect from such a technologically advanced and well thought out car, it also offers the very latest innovative options to help make every journey that little bit easier. For example, the RNS 510 touch-screen navigation/DVD radio system, with integrated voice control, can guide you to your destination easily and efficiently, with its large colour touch-screen, 3D maps and split-screen functionality. And while your car takes care of planning the route, you can enjoy your favourite music from the DVD drive or 30 GB hard drive, or play your iPod or MP3 player through the Multi Device Interface (MDI). You can even enjoy a DVD film while the vehicle is stationary. Just one more way in which the Golf raises the driving experience to an exciting level.



A rear-view camera, integrated behind the Volkswagen badge on the rear tailgate of the Golf, provides a clear view to the rear of your vehicle, transmitting an undistorted live image to your radio or navigation system's display, enabling you to manoeuvre quickly and easily into the most difficult parking space. Optional on all models except BlueMotion. When ordered on Match and Match BlueMotion Technology models, the rear-view camera is fitted in lieu of DAB digital receiver.

Must be ordered in conjunction with RCD 510 or RNS 510 touch-screen navigation/DVD radio systems. Rear-view camera cannot be specified with DAB digital radio.



At speeds of over 19 mph, cruise control keeps your selected speed constant, enabling you to relax on longer journeys, without having to keep an eye on your speedometer. Standard on Match, Match BlueMotion Technology, GT, GT BlueMotion Technology and optional on all other models.



The leather trimmed multifunction steering wheel is fitted with ergonomically designed switches, making it easy to use the radio, multifunction computer (Highline) and Bluetooth telephone preparation functions. Thanks to the height and reach adjustment of the steering column, the position of the steering wheel can also be individually adapted to your requirements. Optional on S and BlueMotion and standard on all other models.

Must be ordered in conjunction with RCD 310 or RCD 510 radio systems. Phones must be Bluetooth HFP (Hands Free Profile) compatible. Bluetooth telephone preparation is optional on S and BlueMotion and standard on all other models.



The RCD 310 radio/MP3 compatible CD player features eight speakers with an output of 4 x 20 watts. It also features an AUX-in socket for connection to an external multimedia source (e.g. iPod or MP3 player). Optional on S and BlueMotion and standard on all other models except Match and Match BlueMotion Technology.



The Multi Device Interface (MDI) with iPod and USB cables enables you to connect and charge a compatible device, while track selection is viewed and selected via the vehicle's radio system. Optional on S and BlueMotion and standard on all other models.

Available as part of the optional RCD 310, RCD 510 or RNS 510 touch-screen navigation/DVD radio systems.



The RCD 510 touch-screen/dash-mounted MP3 compatible six CD autochanger features a large 6½ inch colour display, with intuitive menu navigation and touch-screen operation. It also features an AUX-in socket for connection to an external multimedia source (e.g. iPod or MP3 player) and an SD memory card slot. Standard on Match and Match BlueMotion Technology and optional on all other models.

Crystal clear DAB digital radio is available as an optional upgrade for the RCD 310 radio or RCD 510 touch-screen radio system (shown left). Standard on Match and Match BlueMotion Technology and optional on all other models except BlueMotion.

DAB digital radio cannot be specified in conjunction with standard RCD 210 radio system, optional RNS 510 navigation/DVD radio system or rear-view camera.

Bluetooth telephone preparation for HFP (Hands Free Profile) enabled telephones allows you to make and receive calls safely and easily whilst driving. Optional on S and BlueMotion and standard on all other models.

Phones must be Bluetooth HFP (Hands Free Profile) compatible, contact your Volkswagen retailer for specific phone compatibility. Radio shown is RCD 510 touch-screen radio system.



The RNS 510 touch-screen navigation/DVD radio system with integrated voice control will guide you to your destination using preloaded navigation data and includes a 6½ inch colour display. This state-of-the-art system responds to spoken voice commands for navigation, CD and radio functions. It also plays DVDs (when the vehicle is stationary) and music from the DVD drive, 30 GB hard drive or via an SD card. Optional on all models except S and BlueMotion.

RNS 510 touch-screen navigation/DVD radio system cannot be specified in conjunction with optional DAB digital radio. On Match and Match BlueMotion Technology models, the optional RNS 510 touch-screen navigation/DVD radio system is fitted in lieu of DAB digital radio.



The **2Zone electronic climate control with automatic air recirculation system** features dual zone temperature control for the driver and front passenger, allowing each to select their individual preferred temperature. Standard on GTD, GTI, GTI Edition 35 and R models and optional on Match, Match BlueMotion Technology, GT and GT BlueMotion Technology models.

Interior shown is Match.



The **Convenience pack** comprises front footwell illumination, an automatic coming/leaving home lighting function, ensuring your surroundings are well lit for additional security. The dusk sensor activates the vehicle's headlights when natural light levels diminish (i.e. night driving and underground car parks), while the automatically dimming interior rear-view mirror and rain sensor provide extra safety and comfort. Standard on Match, Match BlueMotion Technology, GTD, GTI, GTI Edition 35 and R models and optional on S, GT and GT BlueMotion Technology models.

Convenience pack and Luxury pack cannot be specified in conjunction with each other.



**Heat insulating rear tinted windows** from the B pillar back are 65% light absorbing and helps reduce exposure to the sun's rays whilst giving your Golf a sporty look. Standard on GT, GT BlueMotion Technology, GTD, GTI and R, and optional on all other models. Choose the GTI Edition 35, and, for a more dynamic appearance the windows are 90% light absorbing to distinguish the special edition model from the rest.

Model shown is GT.



In the event of a change in tyre pressure, the **flat tyre indicator** symbol appears advising the driver to rectify the situation. Standard on GT, GT BlueMotion Technology and R, and optional on all other models.



The **Storage pack** extends the Golf's numerous storage facilities even further to include drawers beneath the front seats, a net beneath the rear parcel shelf and a net on the boot floor. Optional on all models except S and BlueMotion.



**Bi-Xenon headlights** feature dynamic curve lighting and automatic range adjustment providing better illumination of the road ahead, on bends and when turning off. LED daytime running lights ensure your vehicle is more visible to other road users. Standard on GTI Edition 35 and R and optional on GTD and GTI models.

Model shown is GTI.



Headlight washers form part of the **Winter pack**, along with heated front seats, a low washer fluid warning light and automatically heated windscreen washer jets. Optional on all models except S, BlueMotion, GTI Edition 35 and R models.



## ALLOY WHEELS

01 'Wellington' 6 1/2 J x 15 light alloy wheels with 195/65 R15 low rolling resistance tyres. Standard on BlueMotion models.

02 'Croft' 6 1/2 J x 16 light alloy wheels with 205/55 R16 tyres. Standard on all Match models. Please note: Match BlueMotion Technology models are fitted with 205/55 R16 low rolling resistance tyres.

03 'Porto' 7 J x 17 light alloy wheels with 225/45 R17 tyres. Standard on GT models.

04 'Cleveland' 6 1/2 J x 16 light alloy wheels with 205/55 R16 low rolling resistance tyres. Standard on GT BlueMotion Technology models.

05 'Seattle Shadow' 7 J x 17 light alloy wheels with 225/45 R17 tyres. Standard on GTD models.

06 'Monza' 7 1/2 J x 17 light alloy wheels with 225/45 R17 tyres. Standard on GTI models.

07 'Watkins Glen' 7 1/2 J x 18 dark steel finish light alloy wheels with 225/40 R18 tyres. Standard on GTI Edition 35 models.

08 'Talladega' 7 1/2 J x 18 light alloy wheels with 225/40 R18 tyres. Standard on R models.

09 'Wellington' 6 1/2 J x 15 light alloy wheels with 195/65 R15 tyres. Optional on S models.



10 'Salamanca' 7 J x 17 light alloy wheels with 225/45 R17 tyres. Optional on Match and GT models. Not available on BlueMotion Technology models. Please note: Match models also include lowered sports suspension.

11 'Bilbao' 7 1/2 J x 18 light alloy wheels with 225/40 R18 tyres. Optional on GT models. Not available on GT BlueMotion Technology models.

12 'Vancouver' 7 1/2 J x 18 light alloy wheels with 225/40 R18 tyres. Optional on GT models. Not available on GT BlueMotion Technology models.

13 'Charleston Shadow' 7 1/2 J x 18 light alloy wheels with 225/40 R18 tyres. Optional on GTD models.

14 'Monza Shadow' 7 1/2 J x 18 light alloy wheels with 225/40 R18 tyres. Optional on GTI models.

15 'Glendale' 7 1/2 J x 19 light alloy wheels with 225/35 R19 tyres. Optional on GTI and GTI Edition 35 models. Not in conjunction with optional sunroof.

16 'Watkins Glen' 7 1/2 J x 18 silver finish light alloy wheels with 225/40 R18 tyres. Available as a no cost option on GTI Edition 35 models.

17 'Talladega' 8 J x 19 light alloy wheels with 235/35 R19 tyres, includes black headlight surrounds. Optional on R models.

18 'Talladega Black' 8 J x 19 light alloy wheels with 235/35 R19 tyres, includes black headlight surrounds. Optional on R models.

PAINT



Black · Non-Metallic · A1



Candy White · Non-Metallic · B4



Silver Leaf · Metallic\* · 7B



Reflex Silver · Metallic\* · 8E



Tornado Red · Non-Metallic · G2



Carbon Grey · Metallic\* · 1K



Shadow Blue · Metallic\* · P6



Steel Grey · Metallic\* · X6



Glacier Blue · Metallic\* · 3N



Rising Blue · Metallic\* · 4C



Deep Black · Pearl Effect\* · 2T



Blue Graphite · Pearl Effect\* · W9

**G** S, Match, Match BlueMotion Technology, GT, GT BlueMotion Technology    **BM** BlueMotion    **GTD/GTI** GTD, GTI, GTI Edition 35    **R** R

\* Optional at extra cost. Please note: The print processes do not allow exact reproduction of the paint colours.

**G** S, Match, Match BlueMotion Technology, GT, GT BlueMotion Technology    **BM** BlueMotion    **GTD/GTI** GTD, GTI, GTI Edition 35    **R** R

\* Optional at extra cost. Please note: The print processes do not allow exact reproduction of the paint colours.

## UPHOLSTERY



Titan Black · 'Spell' cloth · BB  
Standard on S



Blue/Titan Black · 'Blue Merlin' cloth · RY  
Standard on BlueMotion



Titan Black · 'Merlin' cloth · FW  
Standard on Match and  
Match BlueMotion Technology



Titan Black · 'Vienna' leather\* · TW  
Standard on GT and  
GT BlueMotion Technology



Black · 'Vienna' leather\* · QW  
Standard on GTD, GTI, GTI Edition 35 and R



Titan Black · 'Vienna' leather\*† · TW  
Optional on Match and  
Match BlueMotion Technology



Titan Black · 'Recaro' sports seats in  
'Vienna' leather\* with 'San Remo'  
alcantara seat centre sections† · IC  
Optional on R

\* Some parts of leather interior will contain artificial leather. † Optional at extra cost. Please note: The print processes do not allow exact reproduction of the upholstery colours.

## COMBINATIONS

	Carpet	Dashboard	Black A1 Non-Metallic	Candy White B4 Non-Metallic	Tornado Red G2 Non-Metallic	Carbon Grey 1K Metallic*	Glacier Blue 3N Metallic*	Rising Blue 4C Metallic*	Silver Leaf 7B Metallic*	Reflex Silver 8E Metallic*	Shadow Blue P6 Metallic*	Steel Grey X6 Metallic*	Deep Black 2T Pearl Effect*	Blue Graphite W9 Pearl Effect*
'Spell' cloth Standard on S Titan Black (BB)	Black	Black/Black	●	●	●	-	-	-	●	●	●	●	●	●
'Blue Merlin' cloth Standard on BlueMotion Blue/Titan Black (RY)	Black	Black/Black	-	●	-	-	●	-	-	●	-	●	●	●
'Merlin' cloth Standard on Match and Match BlueMotion Technology Titan Black (FW)	Black	Black/Black	●	●	●	-	-	-	●	●	●	●	●	●
'Vienna' leather on sports seats† Standard on GT and GT BlueMotion Technology Titan Black (TW)	Black	Black/Black	●	●	●	-	-	-	●	●	●	●	●	●
'Vienna' leather on sports seats† Standard on GTD Black (QW)	Black	Titan Black	●	●	●	●	-	-	-	●	●	●	●	●
'Vienna' leather on sports seats† Standard on GTI Black (QW)	Black	Titan Black	●	●	●	●	-	-	-	●	●	●	●	●
'Vienna' leather on sports seats† Standard on GTI Edition 35 Black (QW)	Black	Titan Black	●	●	●	●	-	-	-	●	●	●	●	●
'Vienna' leather on sports seats† Standard on R Black (QW)	Black	Titan Black	-	●	●	-	-	●	-	●	●	●	●	●
'Vienna' leather on sports seats*† Optional on Match and Match BlueMotion Technology Titan Black (TW)	Black	Black/Black	○	○	○	-	-	-	○	○	○	○	○	○
'Recaro' sports seats in 'Vienna' leather*† with 'San Remo' alcantara seat centre sections Optional on R Titan Black (IC)	Black	Titan Black	-	○	○	-	-	○	-	○	○	○	○	○

\* Metallic and pearl effect points, and 'Vienna' leather upholstery are optional at extra cost. † Some parts of leather interior will contain artificial leather.  
● Standard. ○ Optional at extra cost. - Not available.

## TECHNICAL SPECIFICATION – PETROL

	S	S	S, Match	GT	GTI	GTI Edition 35	R
	1.2 ltr TSI 85 PS	1.2 ltr TSI 105 PS	1.4 ltr TSI 122 PS	1.4 ltr TSI 160 PS	2.0 ltr TSI 210 PS	2.0 ltr TSI 235 PS	2.0 ltr TSI 270 PS 4MOTION
<b>Engine</b>							
Engine type	4 cylinder petrol	4 cylinder petrol	4 cylinder petrol	4 cylinder petrol	4 cylinder petrol	4 cylinder petrol	4 cylinder petrol
Cubic capacity, ltrs/cc	1.2/1197	1.2/1197	1.4/1390	1.4/1390	2.0/1984	2.0/1984	2.0/1984
Max. output, PS <sup>(01)</sup> /kW	85/63	105/77	122/90	160/118	210/155	235/173	270/199
at rpm	4800	5000	5000	5800	5300-6200	5500	6000
Max. torque, lbs.ft/Nm	118/160	129/175	148/200	177/240	206/280	221/300	258/350
at rpm	1500-3500	1550-4100	1500-4000	1500-4000	1700-5200	2200	2500-5000
Gearbox	5 spd manual	6 spd manual	6 spd manual	6 spd manual	6 spd manual	6 spd manual	6 spd manual
	–	7 spd auto DSG	7 spd auto DSG	7 spd auto DSG	6 spd auto DSG	6 spd auto DSG	6 spd auto DSG
<b>Weights, kgs</b>							
<b>Manual gearbox:</b>							
Unladen weight <sup>(02)</sup>	1229	1233	1290	1346	1393	1401	1521
Gross vehicle weight	1780	1790	1820	1840	1870	1890	2010
Payload <sup>(02)</sup>	626	632	605	569	552	564	564
Axle load limit: Front	950	960	990	1010	1040	1050	1090
Rear	880	880	880	880	880	890	970
<b>Automatic DSG gearbox:</b>							
Unladen weight <sup>(02)</sup>	–	1264	1316	1361	1414	1420	1541
Gross vehicle weight	–	1820	1850	1860	1890	1910	2030
Payload <sup>(02)</sup>	–	631	609	574	551	565	564
Axle load limit: Front	–	990	1020	1030	1060	1170	1110
Rear	–	880	880	880	880	890	970
<b>Trailer load limits, kgs <sup>(03)</sup></b>							
<b>Braked 12% incline:</b>							
Manual gearbox	1100	1200	1300	1400	1400	1400	–
Automatic DSG gearbox	–	1200	1300	1400	1400	1400	–
<b>Unbraked:</b>							
Manual gearbox	610	610	640	670	690	700	–
Automatic DSG gearbox	–	630	650	680	700	710	–
Towbar load limit	75	75	75	75	75	75	75
Max. roof load	75	75	75	75	75	75	75

	S	S	S, Match	GT	GTI	GTI Edition 35	R
	1.2 ltr TSI 85 PS	1.2 ltr TSI 105 PS	1.4 ltr TSI 122 PS	1.4 ltr TSI 160 PS	2.0 ltr TSI 210 PS	2.0 ltr TSI 235 PS	2.0 ltr TSI 270 PS 4MOTION
<b>Performance</b>							
Top speed, mph (km/h), where the law permits							
Manual gearbox	111 (178)	118 (190)	124 (200)	137 (220)	149 (240)	153 (246)	155 (250)
Auto DSG gearbox	–	118 (190)	124 (200)	137 (220)	147 (238)	153 (246)	155 (250)
Acceleration, secs 0 - 62 mph							
Manual gearbox	12.3	10.6	9.5	8.0	6.9	6.6	5.7
Auto DSG gearbox	–	10.6	9.5	8.0	6.9	6.6	5.5
ABI insurance group, 1 - 50	11E	13E	17E, 17E	30E	34E	35E	36E
<b>Environmental information</b>							
Fuel grade, minimum	Unleaded, 95 RON	Unleaded, 95 RON	Unleaded, 95 RON	Unleaded, 95 RON	Unleaded, 95 RON	Unleaded, 95 RON	Unleaded, 95 RON
Fuel tank capacity, galls/ltrs	12.1/55	12.1/55	12.1/55	12.1/55	12.1/55	12.1/55	13.2/60
<b>Official fuel consumption</b> manual gearbox, mpg/ltr per 100 km <sup>(05)</sup>							
Urban	40.4/7.0	39.8/7.1	34.4/8.2	34.9/8.1	28.2/10.0	25.9/10.9	23.9/11.8
Extra-urban	61.4/4.6	57.6/4.9	55.4/5.1	54.3/5.2	48.7/5.8	44.1/6.4	42.2/6.7
Combined	51.4/5.5	49.6/5.7	45.6/6.2	44.8/6.3	38.7/7.3	34.9/8.1	33.2/8.5
<b>Official fuel consumption,</b> automatic DSG gearbox, mpg/ltr per 100 km <sup>(05)</sup>							
Urban	–	38.7/7.3	36.7/7.7	37.7/7.5	28.2/10.0	26.4/10.7	25.2/11.2
Extra-urban	–	57.6/4.9	56.5/5.0	54.3/5.2	47.9/5.9	44.1/6.4	41.5/6.8
Combined	–	48.7/5.8	47.1/6.0	47.1/6.0	38.2/7.4	35.3/8.0	33.6/8.4
<b>Official CO<sub>2</sub> emission, g/km,</b>							
Manual gearbox <sup>(06)</sup>	129	134	144	145	170	189	199
Automatic DSG gearbox <sup>(06)</sup>	–	134	138	139	173	185	195
Emission class	EURO 5	EURO 5	EURO 5	EURO 5	EURO 5	EURO 5	EURO 5
<b>Noise, dB</b>							
Manual gearbox	71.0	69.0	72.0	71.0	75.0	73.0	74.0
Automatic DSG gearbox	–	70.0	70.0	68.0	74.0	73.0	73.0

## TECHNICAL SPECIFICATION – DIESEL

	S 1.6 ltr TDI 90 PS	BlueMotion 1.6 ltr TDI 105 PS	S, Match† 1.6 ltr TDI 105 PS	Match 1.6 ltr TDI 105 PS BlueMotion Tech	Match, GT 2.0 ltr TDI 140 PS	Match, GT 2.0 ltr TDI 140 PS BlueMotion Tech	GTD 2.0 ltr TDI 170 PS
<b>Engine</b>							
Engine type	4 cylinder diesel	4 cylinder diesel	4 cylinder diesel	4 cylinder diesel	4 cylinder diesel	4 cylinder diesel	4 cylinder diesel
Cubic capacity, ltrs/cc	1.6/1598	1.6/1598	1.6/1598	1.6/1598	2.0/1968	2.0/1968	2.0/1968
Max. output, PS <sup>(01)</sup> /kW	90/66	105/77	105/77	105/77	140/103	140/103	170/125
at rpm	4200	4400	4400	4400	4200	4200	4200
Max. torque, lbs.ft/Nm	170/230	185/250	185/250	185/250	236/320	236/320	258/350
at rpm	1500-2500	1500-2500	1500-2500	1500-2500	1750-2500	1750-2500	1750-2500
Gearbox	5 spd manual	5 spd manual	5 spd manual	5 spd manual	6 spd manual	6 spd manual	6 spd manual
	–	–	7 spd auto DSG†	7 spd auto DSG	6 spd auto DSG	–	6 spd auto DSG

<b>Weights, kgs</b>							
<b>Manual gearbox:</b>							
Unladen weight <sup>(02)</sup>	1314	1314	1314	1318	1351	1366	1409
Gross vehicle weight	1860	1750	1870	1840	1920	1880	1890
Payload <sup>(02)</sup>	621	511	631	597	644	589	556
Axle load limit: Front	1030	970	1040	1010	1090	1050	1060
Rear	880	830	880	880	880	1070	880
<b>Automatic DSG gearbox:</b>							
Unladen weight <sup>(02)</sup>	–	–	1337	1340	1372	–	1431
Gross vehicle weight	–	–	1890	1860	1940	–	1910
Payload <sup>(02)</sup>	–	–	628	595	643	–	554
Axle load limit: Front	–	–	1060	1030	1110	–	1080
Rear	–	–	880	880	880	–	880

<b>Trailer load limits, kgs <sup>(03)</sup></b>							
<b>Braked 12% incline:</b>							
Manual gearbox	1400	1400	1400	1400	1500	1500	1500
Automatic DSG gearbox	–	–	1400	1400	1500	–	1500
<b>Unbraked:</b>							
Manual gearbox	650	650	650	650	680	680	700
Automatic DSG gearbox	–	–	660	660	690	–	710
Towbar load limit	75	75	75	75	75	75	75
Max. roof load	75	75	75	75	75	75	100

† Seven speed automatic gearbox only available on Match models.

	S 1.6 ltr TDI 90 PS	BlueMotion 1.6 ltr TDI 105 PS	S, Match† 1.6 ltr TDI 105 PS	Match 1.6 ltr TDI 105 PS BlueMotion Tech	Match, GT 2.0 ltr TDI 140 PS	Match, GT 2.0 ltr TDI 140 PS BlueMotion Tech	GTD 2.0 ltr TDI 170 PS
<b>Performance</b>							
Top speed, mph (km/h), where the law permits							
Manual gearbox	111 (178)	118 (190)	117 (189)	118 (190)	130 (209)	130 (210)	138 (222)
Auto DSG gearbox	–	–	117 (189)	118 (190)	129 (207)	–	136 (220)
Acceleration, secs 0 - 62 mph							
Manual gearbox	12.9	11.3	11.3	11.3	9.3	9.3	8.1
Auto DSG gearbox	–	–	11.2	11.2	9.3	–	8.1
ABI insurance group, 1 - 50	13E	18E	15E, 15E	18E	21E, 24E	21E, 24E	30E

<b>Environmental information</b>							
Fuel grade, minimum	Diesel <sup>(04)</sup>	Diesel <sup>(04)</sup>	Diesel <sup>(04)</sup>	Diesel <sup>(04)</sup>	Diesel <sup>(04)</sup>	Diesel <sup>(04)</sup>	Diesel <sup>(04)</sup>
Fuel tank capacity, galls/ltrs	12.1/55	12.1/55	12.1/55	12.1/55	12.1/55	12.1/55	12.1/55
<b>Official fuel consumption</b>							
<b>manual gearbox,</b>							
mpg/ltr per 100 km <sup>(05)</sup>							
Urban	49.6/5.7	60.1/4.7	49.6/5.7	54.3/5.2	46.3/6.1	52.3/5.4	43.5/6.5
Extra-urban	74.3/3.8	83.1/3.4	72.4/3.9	80.7/3.5	68.9/4.1	74.3/3.8	65.7/4.3
Combined	62.8/4.5	74.3/3.8	62.8/4.5	68.9/4.1	58.9/4.8	65.7/4.3	55.4/5.1
<b>Official fuel consumption,</b>							
<b>automatic DSG gearbox,</b>							
mpg/ltr per 100 km <sup>(05)</sup>							
Urban	–	–	50.4/5.6	60.1/4.7	42.2/6.7	–	40.9/6.9
Extra-urban	–	–	67.3/4.2	72.4/3.9	62.8/4.5	–	61.4/4.6
Combined	–	–	60.1/4.7	67.3/4.2	53.3/5.3	–	52.3/5.4
<b>Official CO<sub>2</sub> emission, g/km,</b>							
Manual gearbox <sup>(06)</sup>	118	99	119	107	126	114	134
Automatic DSG gearbox <sup>(06)</sup>	–	–	123	109	138	–	142
Emission class	EURO 5	EURO 5	EURO 5	EURO 5	EURO 5	EURO 5	EURO 5
<b>Noise, dB</b>							
Manual gearbox	69.0	70.0	70.0	70.0	70.0	70.0	74.0
Automatic DSG gearbox	–	–	69.0	69.0	68.0	–	70.0

## TECHNOLOGY

### Technical specification notes

01) The maximum power output figures are quoted in PS (or Pferdestärke, which is the metric equivalent of horsepower). To convert from metric to imperial horsepower, divide the PS figure by 1.0139.

02) Figures are calculated in accordance with manufacturer's criteria. The individual unladen weight depends on the specification of the vehicle, this then reduces the possible payload accordingly. The unladen weight and payload both include the fuel tank 90% full, driver (68 kg) and luggage (7 kg) in line with EU directive 95/48. Unladen weight shown refers to 3-door models. The unladen weight of 5-door models will increase by 30 kg.

03) With increasing altitude the engine performance diminishes. From 1,000 m above sea level and for every 1,000 m thereafter 10% of the vehicle/trailer weight (trailer weight + gross vehicle weight) must be deducted.

04) The use of 100% Biodiesel (RME or FAME) is not possible. Forecourt diesel with up to 7% bio diesel content, adhering to standard BS EN 590, can be used in diesel engines. The use of ethanol in forecourt petrol meeting BS EN 228 is allowable.

05) Official fuel consumption according to EU Directive 99/94. The consumption calculation according to 1999/100/EC is based on the actual unladen weight of the vehicle. Additional specifications can lead to a higher weight class and hence to consumption figures of this higher weight class. The driving style, road and traffic conditions, environmental influences and vehicle condition can in practice lead to consumption figures, which may differ from those calculated with this standard.

06) The weight of a vehicle will influence the level of CO<sub>2</sub> emission it produces; as a result, vehicles with higher levels of specification and factory-fitted options may emit higher levels of CO<sub>2</sub>.

### Transmission

- Front wheel drive through asbestos-free single-plate dry clutch. Hydraulic clutch-mechanism. Five or six speed manual, six or seven speed automatic DSG gearbox with double joint half axles (wet clutch on six speed DSG models)
- Four wheel drive (R only) with electronically controlled multi-plate clutch. Hydraulically operated single-plate dry clutch with asbestos-free lining via a six speed manual or six speed auto DSG gearbox with double joint half axles (wet clutch on six speed DSG models)
- Five speed manual: 1.2 litre TSI 85 PS, 1.6 litre TDI 90 PS, 1.6 litre TDI 105 PS
- Six speed manual: 1.2 litre TSI 105 PS, 1.4 litre TSI 122 PS, 1.4 litre TSI 160 PS, 2.0 litre TSI 210 PS, 2.0 litre TSI 235 PS, 2.0 litre TSI 270 PS, 2.0 litre TDI 140 PS, 2.0 litre TDI 170 PS
- Six speed automatic DSG: 2.0 litre TSI 210 PS, 2.0 litre TSI 235 PS, 2.0 litre TSI 270 PS, 2.0 litre TDI 140 PS, 2.0 litre TDI 170 PS
- Seven speed automatic DSG: 1.2 litre TSI 105 PS, 1.4 litre TSI 122 PS, 1.4 litre TSI 160 PS, 1.6 litre TDI 105 PS

### Running gear

- ESP (Electronic Stabilisation Programme) including EDL (Electronic Differential Lock), ASR (Traction Control) and Countersteer Support
- XDS electronic differential lock (GTD and GTI only)
- Front suspension through coil springs with telescopic shock absorbers, all elements integrated in chassis legs
- Rear suspension with gas pressure shock absorbers and separate springs
- Wheel control: front through chassis legs and (lower) triangular wishbones (directionally stabilising steering roll radius)
- Wheel control: rear through four-link suspension with independent wheel suspension
- Front and rear anti-roll bar

### Steering

- Electro-mechanical steering rack
- Collapsible, height and lengthways adjustable safety steering column

### Brakes

- Electronically controlled Anti-lock Braking System (ABS) with Electronic Brake-pressure Distribution (EBD)
- Diagonal twin-circuit brake system with ventilated front disc brakes and rear disc brakes
- Asbestos-free brake pad
- HBA (Hydraulic Brake Assist)

### Engines

- Front transverse-installed engine

– 1.2 litre/85<sup>(01)</sup> (63 kW) petrol engine: EU5 emissions standard, four cylinder in-line engine, two valves per cylinder and turbocharger module with electric boost pressure regulation. Die cast aluminium cylinder block, dual circuit cooling system, maintenance-free camshaft drive chain with hydraulic tensioner and oil pump driven via maintenance-free toothed chain. Internally routed crankcase breather system with non-return valve. Three way catalytic converter with lambda control

– 1.2 litre/105 PS<sup>(01)</sup> (77 kW) petrol engine: EU5 emissions standard, four cylinder in-line engine, two valves per cylinder and turbocharger module with electric boost pressure regulation. Die cast aluminium cylinder block, dual circuit cooling system, maintenance-free camshaft drive chain with hydraulic tensioner and oil pump driven via maintenance-free toothed chain. Internally routed crankcase breather system with non-return valve. Three way catalytic converter with lambda control

– 1.4 litre/122 PS<sup>(01)</sup> (90 kW) petrol engine: EU5 emissions standard, four cylinder in-line engine with homogeneous mode (Lambda 1), stratified high-pressure start, double injection catalytic converter heating, turbocharger with waste gate, air-to-liquid charge-air cooling, maintenance-free timing chain, plastic intake manifold with integrated intercooler, continuous inlet camshaft timing adjustment, grey cast iron cylinder block, steel crankshaft, duo-centric oil pump, dual-circuit cooling system. Fuel system regulated according to requirements using high-pressure fuel pump with integrated pressure limiting valve

– 1.4 litre/160 PS<sup>(01)</sup> (118 kW) petrol engine: EU5 emissions standard, four cylinder in-line engine with homogeneous mode (Lambda 1), stratified high-pressure start, turbocharger with waste gate, additional mechanical supercharger, intercooler and dual-circuit cooling system. Fuel system regulated according to requirements using high pressure fuel pump with integrated pressure limiting valve. Intake manifold flap change-over omitted, regulated duo-centric oil pump, metal cartridge oil filter and three way catalytic converter

– 2.0 litre/210 PS<sup>(01)</sup> (155 kW) petrol engine: EU5 emissions standard, four cylinder in-line engine, aluminium cylinder head, four valves per cylinder with roller rocker finger valve drive, electronic direct injection, variable inlet valve timing, programmed ignition with cylinder-selective anti-knock control, four single spark ignition coils, longlife spark plugs, exhaust gas turbocharger, three-way close-coupled pre-catalyst and underbody catalyst, lambda control

– 2.0 litre/235 PS<sup>(01)</sup> (173 kW) petrol engine: EU5 emissions standard, four cylinder in-line engine, aluminium cylinder head, four valves per cylinder with roller rocker finger valve drive, electronic direct injection, variable inlet valve timing, programmed ignition with cylinder-selective anti-knock control, four single spark ignition coils, longlife spark plugs, exhaust gas turbocharger, three-way close-coupled pre-catalyst and underbody catalyst, lambda control

– 2.0 litre/270 PS<sup>(01)</sup> (199 kW) petrol engine: EU5 emissions standard, four cylinder in-line engine, aluminium cylinder head, four valves per cylinder with roller rocker finger valve drive, electronic direct injection, variable inlet valve timing, programmed ignition with cylinder-selective anti-knock control, four single spark ignition coils, longlife spark plugs, exhaust gas turbocharger, three-way close-coupled pre-catalyst and underbody catalyst, lambda control

– 1.6 litre/90 PS<sup>(01)</sup> (66 kW) common rail diesel engine: EU5 emissions standard, four cylinder in-line engine, four valves per cylinder, aluminium-silicon alloy cylinder head, reduced piston crown volume (improves swirl generation in the cylinder), toothed backlash compensator, intake manifold with electric continual tumble flap control, electronically controlled common rail direct injection fuel system with Bosch high pressure pump (up to 1800 bar) and 8-hole piezo injector units, pre-supply electronic fuel pump, oil cooler, intercooler, low temperature exhaust gas recirculation, additional coolant pump, turbocharger with variable turbine geometry, catalytic converter and Diesel Particulate Filter (DPF)

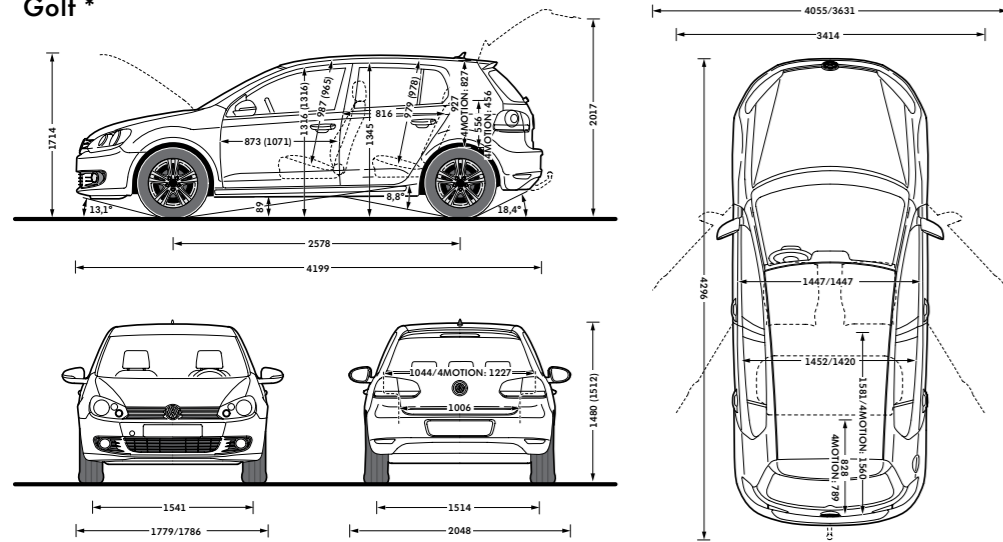
– 1.6 litre/105 PS<sup>(01)</sup> (77 kW) common rail diesel engine: EU5 emissions standard, four cylinder in-line engine, four valves per cylinder, aluminium-silicon alloy cylinder head, reduced piston crown volume (improves swirl generation in the cylinder), toothed backlash compensator, intake manifold with electric continual tumble flap control, electronically controlled common rail direct injection fuel system with Bosch high pressure pump (up to 1800 bar) and 8-hole piezo injector units, pre-supply electronic fuel pump, oil cooler, intercooler, low temperature exhaust gas recirculation, additional coolant pump, turbocharger with variable turbine geometry, catalytic converter and Diesel Particulate Filter (DPF)

– 2.0 litre/140 PS<sup>(01)</sup> (103 kW) common rail diesel engine: EU5 emissions standard, four cylinder in-line engine, four valves per cylinder, aluminium-silicon alloy cylinder head, reduced piston crown volume (improves swirl generation in the cylinder), toothed backlash compensator, intake manifold with electric continual tumble flap control, electronically controlled common rail direct injection fuel system with Bosch high pressure pump (up to 1800 bar) and 8-hole piezo injector units, pre-supply electronic fuel pump, oil cooler, intercooler, low temperature exhaust gas recirculation, additional coolant pump, turbocharger with variable turbine geometry, catalytic converter and Diesel Particulate Filter (DPF)

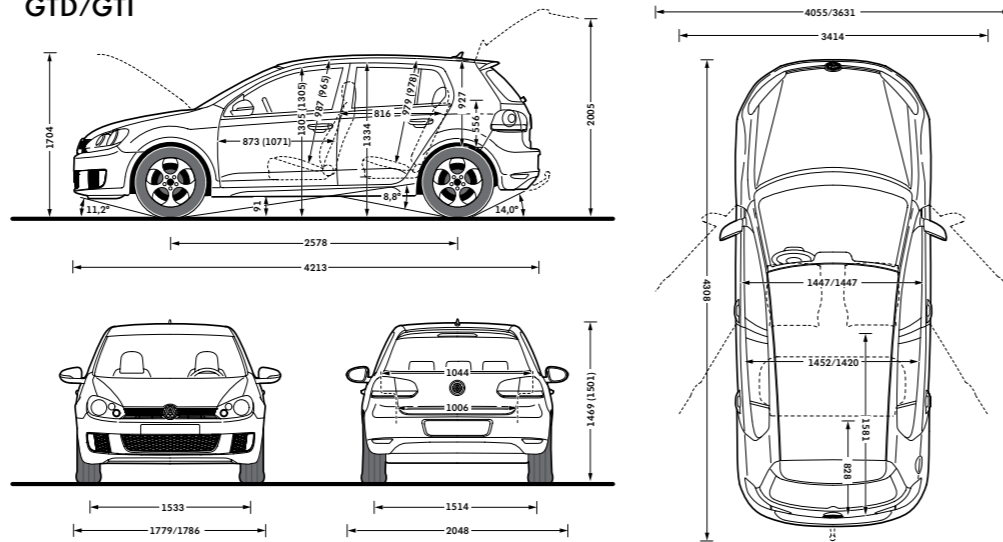
– 2.0 litre/170 PS<sup>(01)</sup> (125 kW) common rail diesel engine. EU5 emissions standard, four cylinder in-line engine, four valves per cylinder, aluminium-silicon alloy cylinder head, toothed backlash compensator, intake manifold with electric continual tumble flap control, electronically controlled common rail direct injection system with Bosch high pressure pump (up to 1800 bar) and 8-hole piezo injector units, pre-supply electronic fuel pump, oil cooler, intercooler, exhaust gas recirculation, additional coolant pump, turbocharger with variable turbine geometry, catalytic converter and Diesel Particulate Filter (DPF)

## DIMENSIONS

### Golf \*

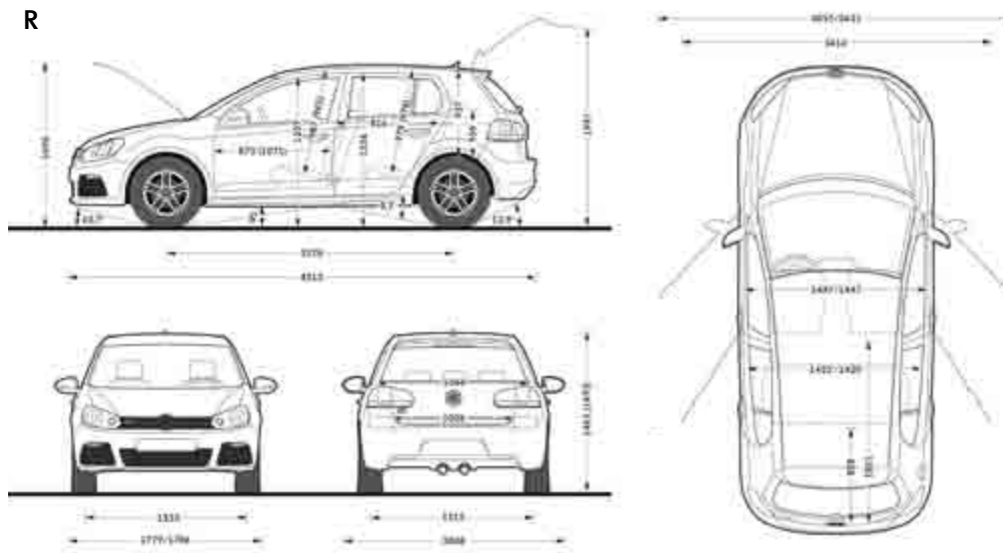


### GTD/GTI



\* Please note GT models with standard sports suspension and Match models with optional sports suspension will be 15 mm lower than the dimensions shown for Golf.

### R



Exterior dimensions	Golf	GTD/GTI	R
Length, mm	4199	4213	4212
Width – excl. door mirrors – 3 door/5 door, mm	1779/1786	1779/1786	1779/1786
Width – opened front doors – 3 door/5 door, mm	4055/3631	4055/3631	4055/3631
Height – mm (with antenna)	1480 (1512)	1469 (1501)	1461 (1493)
Height – opened bonnet/floor, mm	1714	1704	1696
Height – opened tailgate/floor, mm	2017	2005	1997
Wheelbase, mm	2578	2578	2578
Turning circle, mm	10900	10900	10900

Interior dimensions	Golf	GTD/GTI	R
Effective headroom – front, mm (with sunroof)	987 (965)	987 (965)	987 (965)
Effective headroom – rear, mm (with sunroof)	979 (978)	979 (978)	979 (978)
Elbow width, front – 3 door/5 door, mm	1447/1447	1447/1447	1447/1447
Elbow width, rear – 3 door/5 door, mm	1452/1420	1452/1420	1452/1420

Maximum luggage capacity, litres VDA measuring method using 200 x 100 x 50 mm blocks	Golf	GTD/GTI	R
With rear seats upright	350	350	275
With rear seats folded	1305	1305	1230



Model shown is Golf GT TSI 160 PS with optional 18" 'Bilbao' alloy wheels and metallic paint



THE GOLF.  
THE LEGEND GOES ON.

## VOLKSWAGEN SERVICE

### The Volkswagen Warranty

#### Three-year Warranty

All Volkswagen Golfs come with a three-year/60,000 miles warranty, which protects your car against the failure of most mechanical and electrical components due to manufacturing defects. This comprises a two-year manufacturer's warranty with unlimited mileage plus a further one-year/60,000 miles (whichever is soonest) Retailer Warranty. Should the mileage exceed 60,000 miles within the first two years, the manufacturer's two-year warranty will still be valid. If an additional warranty for subsequent years or higher mileage is desired, it may be purchased from an authorised Volkswagen retailer or repairer; however, this additional warranty must be purchased before the mileage reaches 60,000\*. Full details of the three-year warranty are available from your authorised Volkswagen retailer or repairer.

\* All warranty work must be completed by an authorised Volkswagen retailer or repairer.

#### Three-year Paint Warranty

The paintwork of the Golf is covered against manufacturing defects for a period of three years. Naturally, the Golf must be cared for in compliance with the operating instructions which will be found in your vehicle handbook. Please consult your authorised Volkswagen retailer or repairer for full warranty details.

#### 12-year Body Protection Warranty

The internal body sections and panels of the Golf are covered against rusting through from the inside for 12 years. Naturally, the Golf must be cared for in compliance with the operating instructions. Please consult your authorised Volkswagen retailer or repairer for full warranty details.

#### Approved Accessories

A comprehensive range of accessories from alloy wheels to carpet mats is available to complement the factory-fitted option list. Volkswagen approved accessories purchased from and fitted by your authorised Volkswagen retailer at the point of vehicle sale will also benefit from the three-year vehicle warranty.

#### Extended Warranty

You may purchase additional protection from your authorised Volkswagen retailer or repairer, or contact 0870 9000 115.

### Service Intervals

Volkswagen are pleased to offer you a choice on how your Golf is serviced. The appropriate selection is entirely dependent on how the car is likely to be driven and its general use. To help you identify which type of service would be most suitable, please refer to the following guide.

The Time and Distance Service is recommended for vehicles that will cover less than 10,000 miles in 12 months and if the vehicle is likely to be used in the following way:

- Predominantly urban driving, short journeys with frequent cold starts
- Activities regularly producing high engine loading, e.g. frequent hill climbs, driving with vehicle fully loaded and towing
- Uneconomical driving style using high rpms with heavy acceleration and heavy braking

The service intervals for the Time and Distance Service are as follows:

- Oil change service      Every 10,000 miles/1 year (whichever is soonest)
- Interval service        Every 20,000 miles/2 years (whichever is soonest)
- Inspection service      Every 40,000 miles/3 years (whichever is soonest)

The LongLife Service is recommended for vehicles with a daily mileage of more than 25 miles where the vehicle is driven regularly mainly on longer distance journeys. The vehicle is driven mainly at a constant speed with minimum vehicle and engine loading, minimal towing and driven in an economical manner.

With the LongLife Service the vehicle can cover anywhere between 10,000<sup>†</sup> and a maximum of 18,000<sup>†</sup> miles or 24 months (whichever is soonest) between oil changes. Inspection service is typically in the third year of ownership and thereafter every second year, for vehicles with an approximate annual mileage of 10,000 miles.

<sup>†</sup> Please note that mileages are approximate as the service indicator system uses kilometres as the distance measurement. Please consult your authorised Volkswagen retailer or repairer for advice and full details.

### Volkswagen Insurance<sup>‡</sup>

We want you to start enjoying your new car from day one and thanks to Volkswagen Insurance complimentary seven day cover, you can. Call free on 0800 316 7892 (lines are open Monday to Friday 8 am – 9 pm and Saturday 9 am – 5 pm), provide a few details and a cover note will be sent to your retailer. They will then tax your car and you can drive it away.

Visit [www.insurewithvolkswagen.co.uk](http://www.insurewithvolkswagen.co.uk) for details of the full range of insurance products available.

Here you can also get a quote for your annual car insurance and buy it online too. All of our insurance products are designed to ease the pain of making a claim.

<sup>‡</sup> Volkswagen Insurance is a trading name of Volkswagen Insurance Service (Great Britain) Limited, an appointed representative of Volkswagen Financial Services (UK) Limited, Brunswick Court, Yeomans Drive, Blakelands, Milton Keynes MK14 5LR. Registered in England number 2835230. Volkswagen Insurance is sold, underwritten and administered by Allianz Insurance plc registered in England number 84638. Registered office 57 Ladymead, Guildford, Surrey GU1 1DB. Volkswagen Financial Services (UK) Limited and Allianz Insurance plc are authorised and regulated by the Financial Services Authority. Volkswagen Financial Services (UK) Limited and Allianz Insurance plc are not part of the same corporate group.

### Volkswagen Finance<sup>±</sup>

Volkswagen Finance specialises in providing funding solutions for Volkswagen drivers. Whether your Volkswagen is for private or business use, you can choose from a range of funding options.

- Solutions – a personal contract plan
- Hire purchase
- Lease purchase
- Finance lease
- Contract hire

With all Volkswagen Finance products you can choose a fixed-cost maintenance plan to help you budget for your servicing and maintenance costs.

No matter what finance product you choose, your local Volkswagen retailer will be able to provide you with a personalised quote that could meet your budget and vehicle needs.

<sup>±</sup> Volkswagen Finance is a trading name of Volkswagen Financial Services (UK) Limited.

An offer of finance depends on certain conditions. Available to people over 18 in the UK only.

### Volkswagen Roadside Assistance

Every new car is registered for Volkswagen Roadside Assistance for one year. This provides vehicle home and roadside recovery in the unlikely event of a breakdown in the UK and Europe (subject to conditions). Volkswagen Roadside Assistance can also be purchased for subsequent years. For full details, please contact your authorised Volkswagen retailer or repairer.

### Tax Free Sales.

For full details, please contact your authorised Volkswagen retailer.

### CO<sub>2</sub> Emissions.

Increased weight of a vehicle, including higher trim levels and the addition of options will have a detrimental influence on the level of fuel consumption and CO<sub>2</sub> emissions produced.

The CO<sub>2</sub> and fuel consumption figures are obtained from tests on a representative vehicle of the type, conducted and approved in accordance with Council Directive 80/1268/EEC as amended by Directive 1999/100/EC (or later) on the approximation of the laws of the member states relating to the carbon dioxide emissions and the fuel consumption of motor vehicles.

### Please Note:

Some illustrations in this brochure do not necessarily reflect UK specifications and may not be available. In particular, controls and some items of equipment are positioned differently for the UK.

The specifications contained in this brochure are for information purposes only and are subject to change. If you require any specific feature, you must consult your authorised Volkswagen retailer who is regularly updated with any change in specification. Please check model availability and full specification details with your authorised Volkswagen retailer prior to ordering.

Note: We would like to advise you that telephone calls to Volkswagen Customer Care may be monitored and recorded as part of our training and quality assurance processes. All our monitoring and recording processes meet Ofcom regulations.

# The Golf

Volkswagen Information Service. Telephone 0800 333 666

Internet: [www.volkswagen.co.uk](http://www.volkswagen.co.uk)

© Volkswagen Group United Kingdom Limited 2012.

Issue: 1 January 2012. Printed in UK.

PVW291NEWGF