

The Sharan



Volkswagen



The Sharan.

At home wherever you are.

As you'd expect, the Sharan is stylish, spacious and practical. Flexible easy folding seats, convenient sliding doors and contemporary new upholsteries provide an elegant interior, with seats as comfortable as your favourite sofa. And, with high quality materials and a wealth of refinements enhancing the driving experience like never before, this is home comfort on a whole new level.



Front cover model shown is Sharan SEL with optional 18" 'Marseille' alloy wheels, Xenon dipped beam headlights and metallic paint.



Model shown is Sharan SEL with optional 18" 'Marseille' alloy wheels, Xenon dipped beam headlights and metallic paint.



01

Interior shown is Sharan SEL with optional net partition.

Space to live life as you choose.

The Sharan provides enough room to comfortably accommodate up to seven occupants, as well as luggage, in style. A choice of cloth or leather* upholsteries in contemporary colours allows you to create the interior of your taste, while the seats configure easily to suit your needs. Depending whether you're travelling alone or with family, the rear seats fold down to create from 300 up to 2,297 litres† of loading space – with so much space at your disposal, your options are countless.

* Some parts of leather interior will contain artificial leather.
† Please see page 23 for full details of dimensions.



02

01 The **three rows of seats** are as comfortable as they look and every bit as luxurious, thanks to the choice of stylish upholstery. If you want to create an illusion of more space, you can always extend upwards with the electrically operated **panoramic sliding sunroof** allowing the view to flood in. Standard on SEL and optional on S and all SE models.

02 The refreshed exterior includes eye-catching **rear light clusters**, adding a touch of elegance to the exterior of the Sharan. Image shown features optional 18 inch 'Marseille' alloy wheels, available on all SE and SEL models and metallic paint.

Multimedia

The Sharan's intuitive touch-screen displays and state-of-the-art technology now feature Car-Net 'App-Connect', enabling you to display and operate certified smartphone apps via USB connection on the infotainment system, enhancing your driving experience still further.

Car-Net 'App-Connect' is optional on all models.



01 The Composition Media system is equipped with a 6.5 inch colour touch-screen that displays the DAB digital radio information, title and cover art display and, for compatible Android smartphones, the SMS functionality which allows you to read, compose and send SMS messages using the touch-screen display while the vehicle is stationary. Bluetooth telephone and audio connection now allows simultaneous pairing of two compatible mobile devices¹, while the MDI (Multi Device Interface) via USB connection for compatible products, SD card reader and single CD player allows music playback from MP3, WMA and AAC files through eight speakers with 4 x 20 watt output. Standard on S and SE models.



02



02

02 The optional Car-Net 'App-Connect'² combines three innovative technologies that allow you to bring compatible smartphone apps onto your infotainment system's touch-screen: the established 'MirrorLink'[™] apps, the new 'CarPlay' function from Apple, and the 'Android Auto' function from Google. As such, Volkswagen is the first manufacturer to offer a choice of three interfaces to connect your smartphone. This means you no longer have to be without the practical assistance of your smartphone even when you're behind the wheel – simply connect your compatible smartphone to your car via USB connection and the system will allow display and operation of certified apps while driving, including audio and voice control (if supported by the app). Volkswagen apps such as 'Think Blue. Trainer', 'Shared Audio', 'Drive & Track' or 'My Guide' can help make your journey more pleasant and interesting, providing useful tips about handling your car, parking opportunities and even where to find the nearest café. Optional on all models. Images shown feature Discover Navigation touch-screen navigation/radio system, standard on SE Nav and SEL models and optional on S models.

¹ Devices must be Bluetooth HFP (Hands Free Profile) compatible, please contact your authorised Volkswagen retailer for specific phone compatibility.
² Only operable in conjunction with compatible smartphones including iPhone 5 and 6. Volkswagen apps are only available with 'MirrorLink'[™] compatible smartphones. Please consult www.volkswagen.co.uk to check smartphone compatibility.




03

03 The Discover Navigation touch-screen navigation/radio system with Car-Net 'Guide and Inform'³ builds upon the impressive Composition Media system, but with additional features enabling you to easily manage not only your music, but also navigation data and a broad range of vehicle information. The system offers preloaded European navigation data, branded points of interest, dynamic navigation based on TMC+, three route options (Fast, Short, Eco), Speed Limit Display⁴, 2D/3D map view and 3-years Car-Net 'Guide and Inform'³ access providing online access to a range of useful information such as traffic, fuel pricing, parking space availability, weather and news feeds. Standard on SE Nav and SEL models and optional on S models.

³ Car-Net 'Guide and Inform' services are accessed via a compatible mobile device. Please see www.volkswagen.co.uk for more information. The use of 'Guide and Inform' services entails exchanging large volumes of data. As such, we strongly recommend that you sign-up for a flat rate data plan with your mobile network provider. After the initial 3-year Car-Net contract, an annual subscription is chargeable for the continuation of Car-Net 'Guide and Inform' services.
⁴ Speed Limit Display only reflects national speed limits and does not show temporary speed limit restrictions, or where permanent changes to speed limits are made in-between map updates.

Driver's assistance systems

The Sharan is equipped with a wealth of technological refinements, designed to increase comfort and provide driver assistance.



01



03

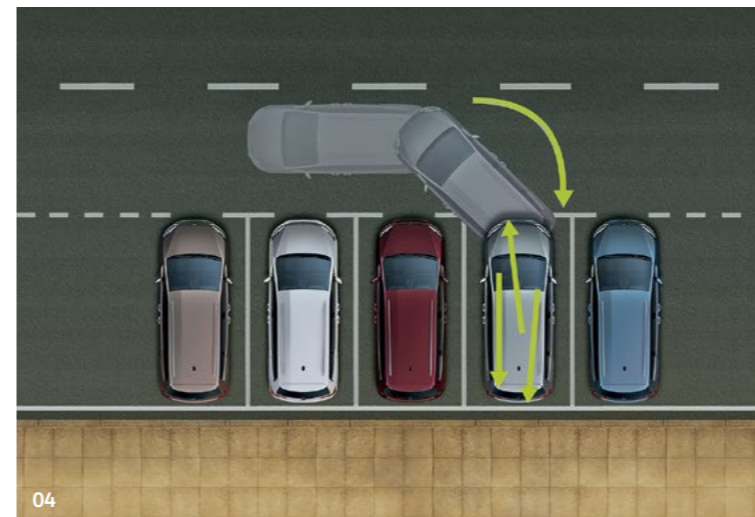


02

01 Front Assist with City emergency braking system and speed limiter cleverly monitors the traffic situation in front of your car, warning you when you get too close to a vehicle and even boosts brake pressure to help to try and avoid a collision. Standard on all SE models.

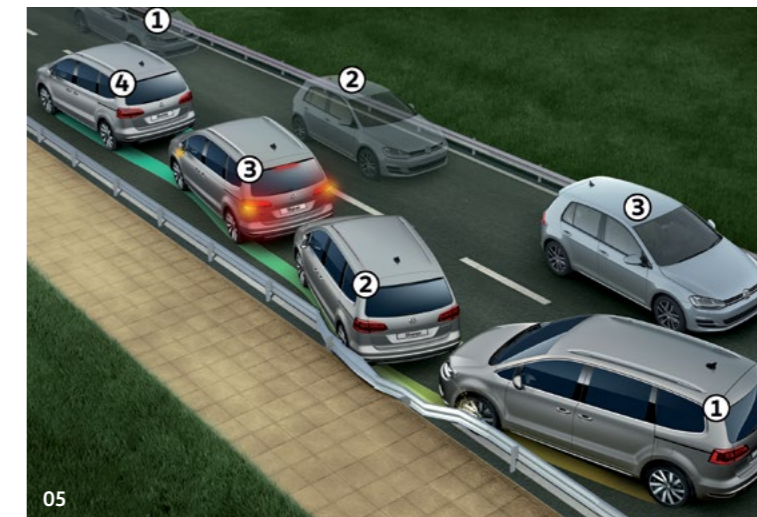
02 The rear-view camera helps you to reverse park, giving you a clear view to the rear of your vehicle via the vehicle's infotainment system display. Thanks to the high resolution detail, even small obstacles such as kerbs can be clearly recognised and avoided. Optional on all models. Image shown features Discover Navigation touch-screen navigation/radio system, standard on SE Nav and SEL models and optional on S models.

03 Side scan makes motorway driving safer by helping to prevent accidents when you want to change lanes. The radar system monitors the areas to the left and right of the car and up to 50 metres behind it, and should it detect a potentially hazardous situation, it warns you by means of flashing warning lights in the door mirror housing. Optional on all SE and SEL models.



04

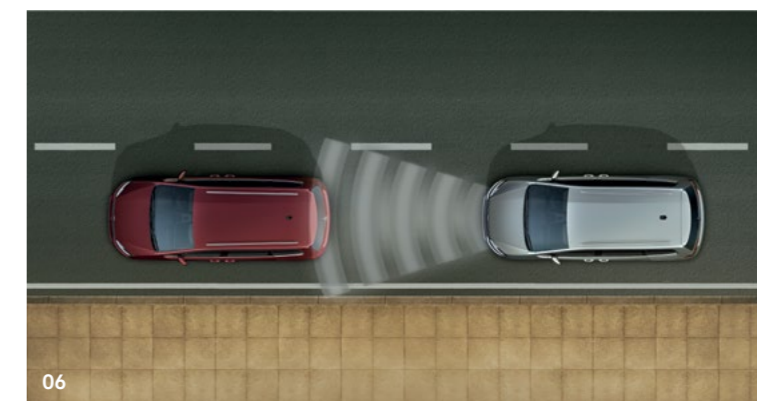
04 The 'Park Assist' system not only makes parallel parking easier, but also helps you reverse park into a space at 90 degrees to the kerb. Using ultrasonic parking sensors, Park Assist will detect a parking space large enough for either bay or parallel parking. Once the vehicle is in reverse, all the driver has to do is operate the accelerator and brake, and keep a lookout, while the Sharan steers itself into its chosen space. Optional on all SE and SEL models. Optional Park Assist which also includes front and rear parking sensors is available on S models.



05

05 The Automatic Post-Collision Braking System. Supported by the airbag sensors, the Automatic Post-Collision Braking System automatically initiates braking after the vehicle suffers a collision. The system brakes for as long as necessary to reduce the speed of the vehicle to around 6mph in order to prevent or help minimise the severity of subsequent collisions. Standard on all models.

06 Adaptive Cruise Control (ACC), including Front Assist radar sensor controlled distance monitoring system, City emergency braking system, cruise control and speed limiter offers you intelligent control of your driving speed by automatically adjusting acceleration and braking. Whether around town or on the motorway, the system will adjust your speed to that of the vehicle in front, keep your specified distance, warn if you are approaching too fast and, in an emergency situation, generate enough braking force to help reduce the severity of a collision or even possibly prevent the collision entirely. Standard on SEL models.



06

Images shown are for illustration purposes only and may not necessarily reflect UK specification.

Wheels

It's all about personal taste. A choice of eye-catching alloy wheels allows you to add a touch of individuality to your Sharan.



01 6½ J x 16" steel wheels and full size wheel trims with 205/60 R16 self-sealing tyres. Standard on S models.

02 'Memphis' 6½ J x 16" alloy wheels with 215/60 R16 self-sealing tyres and anti-theft wheel bolts. Standard on all SE and optional on S models.

03 'Sydney' 7 J x 17" alloy wheels with 225/50 R17 self-sealing tyres and anti-theft wheel bolts. Standard on SEL models.

04 'Jakarta' 6½ J x 16" alloy wheels with 215/60 R16 tyres and anti-theft wheel bolts. Optional on all SE models.

05 'Stratford' 7 J x 17" alloy wheels with 225/50 R17 tyres and anti-theft wheel bolts. Optional on all SE and SEL models.

06 'Jarama' 7 J x 17" alloy wheels with 225/50 R17 tyres and anti-theft wheel bolts. Optional on S, all SE and SEL models.

07 'Marseille' 7½ J x 18" alloy wheels with 225/45 R18 tyres, anti-theft wheel bolts and sports suspension (lowered by approximately 15mm). Optional on all SE and SEL models.

08 'Toulon' 7½ J x 18" alloy wheels with 225/45 R18 tyres, anti-theft wheel bolts and sports suspension (lowered by approximately 15mm). Optional on all SE and SEL models.



Please note, the addition of larger optional wheels may result in a higher CO₂ emission figure and change in VED band, and subsequently an increase in the Manufacturer's Recommended 'On the road' Retail price. Please see page 24 for full details. Models shown feature optional metallic paint.

Think Blue.




Think Blue.

=



+



+



+



+



+



BlueMotion Technologies*

BlueMotion

E-Mobility

Start/Stop technology
saves fuel by automatically switching off the engine when the car isn't in motion.

Brake energy recuperation system
makes use of energy that's usually lost when you brake.

Turbocharged engines
deliver more power when you need it and use less fuel when you don't.

Low rolling resistance tyres
reduce the friction between the tyre and the road, meaning it takes less energy – and less fuel – to go further.

Purpose-built BlueMotion cars
include the full range of BlueMotion Technologies as well as an aerodynamically optimised design to reduce wind resistance.

Electric vehicles
comprise both hybrid and fully electric vehicles, offering all the features of their regular counterparts.

*BlueMotion Technologies are available on all Volkswagens and vary between models.



01 S SE SEL



02 S SE SEL



03 S SE SEL



04 S SE SEL



05 S SE SEL



06 S SE SEL



07 S SE SEL



08 S SE SEL



09 S SE SEL



10 S SE SEL



11 S SE SEL

- 01 Pure White Non-Metallic 0Q
- 02 Urano Grey Non-Metallic 5K
- 03 Hudson Bay Blue Metallic 7E
- 04 Reflex Silver Metallic 8E
- 05 Aztec Gold Metallic 12
- 06 Dark Oak Brown Metallic P0
- 07 Indium Grey Metallic X3
- 08 Night Blue Metallic Z2
- 09 Deep Black Pearl Effect 2T
- 10 Oryx White Premium Signature 0R
- 11 Crimson Red Premium Signature 5P


Standard Optional

S | S SE | SE/SE Nav SEL | SEL

Images shown feature optional 18" 'Marseille' alloy wheels.

Please note: Colour range is reproduced for illustration purposes only. Actual on-car colours may vary from those shown, as print processes do not allow exact reproduction of the paint colours.

Paint and upholstery




Standard on S models
01 'Campus' cloth Titan Black BY

Standard on all SE models
02 'Stripes' cloth Titan Black BY
03 'Stripes' cloth Palladium Grey BW

Standard on SEL models
04 Alcantara seat centre section with 'Vienna' leather* side bolsters Titan Black BY
05 Alcantara seat centre section with 'Vienna' leather* side bolsters Palladium Grey BW
06 Alcantara seat centre section with 'Vienna' leather* side bolsters Cornsilk Beige XU

Optional on all SE and SEL models
07 'Vienna' leather* Titan Black BY

* Some parts of leather interior will contain artificial leather.
Please note: Swatches reproduced for illustration purposes only. Actual upholstery colours may vary from those shown, as print processes do not allow exact reproduction of the upholstery colours.



Combinations



Interior shown is Sharan SE DSG with optional electric rear sliding doors and metallic paint.

	Carpet	Dashboard	Pure White 0Q Non-Metallic*	Urano Grey 5K Non-Metallic	Hudson Bay Blue 7E Metallic*	Reflex Silver 8E Metallic*	Aztec Gold 12 Metallic*	Dark Oak Brown P0 Metallic*	Indium Grey X3 Metallic*	Night Blue Z2 Metallic*	Deep Black 2T Pearl Effect*	Oryx White OR Premium Signature*	Crimson Red 5P Premium Signature*
'Campus' cloth													
Standard on S models													
Titan Black BY	Titan Black	Titan Black/Titan Black	●	●	●	●	●	●	●	●	●	●	●
'Stripes' cloth													
Standard on all SE models													
Titan Black BY	Titan Black	Titan Black/Titan Black	●	●	●	●	●	●	●	●	●	●	●
Palladium Grey BW	Titan Black	Titan Black/Palladium Grey	●	●	●	●	●	●	●	●	●	●	●
Alcantara seat centre section with 'Vienna' leather* side bolsters													
Standard on SEL models													
Titan Black BY	Titan Black	Titan Black/Titan Black	●	●	●	●	●	●	●	●	●	●	●
Palladium Grey BW	Titan Black	Titan Black/Palladium Grey	●	●	●	●	●	●	●	●	●	●	●
Cornsilk Beige XU	Titan Black	Titan Black/Cornsilk Beige	●	●	●	●	●	●	●	●	●	●	●
'Vienna' leather*†													
Optional on all SE and SEL models													
Titan Black BY	Titan Black	Titan Black/Titan Black	○	○	○	○	○	○	○	○	○	○	○

* Pure White non-metallic, metallic, pearl effect and premium signature paints, and leather upholstery are optional at extra cost.

† Some parts of leather interior will contain artificial leather.

● Standard ○ Optional at extra cost - Not available.

There's a Volkswagen for all of us.

Nippy city run around? Luxurious executive saloon? Open-top cruiser? Whatever it is you're looking for, we probably have it. From the iconic Beetle and Golf GTI to the compact up!, there's a Volkswagen for everyone.

If you're thinking you might like to try a different Volkswagen, there are over 20 models in our range, so there's bound to be at least one that catches your eye.



Sporty

Golf: As exciting to drive as it is to look at. Style, performance and power.

You will also find our sporty gene in the iconic Golf GTD and Golf R.



Spacious family cars

New Sharan: The ultimate in convenience with sliding rear doors, and enough space for the whole family. And their luggage. And the dogs.

If it's space you're after, then you might also like to consider the Tiguan, Golf SV, Golf Estate, new Touran and Passat Estate.



Style

Beetle: The original icon. And still the most unique way to make a fashion statement.

For more fun with the top down, why not consider Beetle Cabriolet or the Golf Cabriolet.



City run around

up!: The ideal city car. Fun, easy to manoeuvre and surprisingly spacious, with that trademark Volkswagen solidity.

If you're looking for something slightly more spacious, then why not consider the up!'s bigger sibling, the Polo. City run around practicality with more versatility and even more space can be found on the iconic Golf.



Executive

Volkswagen CC: Perfectly turned out high-tech, executive luxury. A contemporary, stylish and innovative coupé.

All the luxury you need can also be found in the Jetta, and executive comfort in the Passat and Passat Estate – winner of 'European Car of the Year 2015'.



4x4

Touareg: The SUV just got smarter. True four by four capability off-road, and smooth, luxurious and powerful when on it, with four wheel drive technology, '4MOTION' as standard.

Go everywhere, do anything in our four wheel drive alternatives: Golf Alltrack, Tiguan and Passat and Passat Estate 4MOTION models.

To see these models and configure your ideal Volkswagen, visit: www.volkswagen.co.uk

Technical specification

	S, SE, SE Nav 1.4 ltr TSI 150 PS BlueMotion Technology	S 2.0 ltr TDI SCR 115 PS BlueMotion Technology	S, SE, SE Nav 2.0 ltr TDI SCR 150 PS BlueMotion Technology	SEL 2.0 ltr TDI SCR 150 PS BlueMotion Technology	SE, SE Nav 2.0 ltr TDI SCR 184 PS BlueMotion Technology	SEL 2.0 ltr TDI SCR 184 PS BlueMotion Technology
Engine						
Engine type	4 cylinder petrol	4 cylinder diesel	4 cylinder diesel	4 cylinder diesel	4 cylinder diesel	4 cylinder diesel
Cubic capacity, ltrs/cc	1.4/1395	2.0/1968	2.0/1968	2.0/1968	2.0/1968	2.0/1968
Max. output, PS ⁽⁰¹⁾ /kW	150/110	115/85	150/110	150/110	184/135	184/135
at rpm	5000-6000	3500	3500	3500	3500-4000	3500-4000
Max. torque, lbs.ft./Nm	185/250	207/280	251/340	251/340	280/380	280/380
at rpm	1500-3500	1750-3000	1750-3000	1750-3000	1750-3000	1750-3000
Gearbox	6-spd manual 6-spd auto DSG	6-spd manual -	6-spd manual 6-spd auto DSG	6-spd manual 6-spd auto DSG	6-spd manual 6-spd auto DSG	6-spd manual 6-spd auto DSG
Weights, kgs						
Manual gearbox:						
Unladen weight ⁽⁰²⁾	1703	1772	1772	1772	1800	1800
Gross vehicle weight	2300	2390	2390	2390	2400	2400
Payload ⁽⁰²⁾	672	693	693	693	675	675
Axle load limit: Front	1190	1260	1260	1260	1290	1290
Rear	1160	1180	1180	1180	1160	1160
Automatic DSG gearbox:						
Unladen weight ⁽⁰²⁾	1717	-	1793	1793	1804	1804
Gross vehicle weight	2310	-	2410	2410	2400	2400
Payload ⁽⁰²⁾	668	-	692	692	671	671
Axle load limit: Front	1200	-	1280	1280	1290	1290
Rear	1160	-	1180	1180	1160	1160
Trailer load limits, kgs⁽⁰³⁾						
Braked 12% incline:						
Manual gearbox	1800	2000	2200	2200	2200	2200
Automatic DSG gearbox	1800	-	2200	2200	2200	2200
Unbraked:						
Manual gearbox	750	750	750	750	750	750
Automatic DSG gearbox	750	-	750	750	750	750
Towbar load limit	100	100	100	100	100	100
Max. roof load	100	100	100	100	100	100

	S, SE, SE Nav 1.4 ltr TSI 150 PS BlueMotion Technology	S 2.0 ltr TDI SCR 115 PS BlueMotion Technology	S, SE, SE Nav 2.0 ltr TDI SCR 150 PS BlueMotion Technology	SEL 2.0 ltr TDI SCR 150 PS BlueMotion Technology	SE, SE Nav 2.0 ltr TDI SCR 184 PS BlueMotion Technology	SEL 2.0 ltr TDI SCR 184 PS BlueMotion Technology
Performance						
Top speed, mph (km/h), where the law permits						
Manual gearbox	124 (200)	114 (184)	124 (200)	124 (200)	136 (215)	136 (215)
Automatic DSG gearbox	123 (198)	-	123 (198)	123 (198)	132 (213)	132 (213)
Acceleration, secs 0 – 62mph						
Manual gearbox	9.9	12.6	10.3	10.3	8.9	8.9
Automatic DSG gearbox	9.9	-	10.3	10.3	8.9	8.9
ABI insurance group, 1 – 50	19E, 20E, 20E	15E	19E, 19E, 20E	18E	23E, 23E	21E
Environmental information						
Fuel grade, minimum	Unleaded, 95 RON	Diesel ⁽⁰⁴⁾	Diesel ⁽⁰⁴⁾	Diesel ⁽⁰⁴⁾	Diesel ⁽⁰⁴⁾	Diesel ⁽⁰⁴⁾
Fuel tank capacity, galls/ltrs ⁽⁰⁵⁾	15/70	15/70	15/70	15/70	15/70	15/70
Official fuel consumption manual gearbox, mpg/ltr per 100km ⁽⁰⁶⁾						
Urban	35.3/8.0 ⁽⁰⁶⁾	47.1/6.0 ⁽⁰⁶⁾	47.1/6.0 ⁽⁰⁶⁾	46.3/6.1 ⁽⁰⁶⁾	42.2/6.7 ⁽⁰⁶⁾	42.2/6.7 ⁽⁰⁶⁾
Extra-urban	50.4/5.6 ⁽⁰⁶⁾	62.8/4.5 ⁽⁰⁶⁾	62.8/4.5 ⁽⁰⁶⁾	61.4/4.6 ⁽⁰⁶⁾	62.8/4.5 ⁽⁰⁶⁾	62.8/4.5 ⁽⁰⁶⁾
Combined	43.5/6.5 ⁽⁰⁶⁾	56.5/5.0 ⁽⁰⁶⁾	56.5/5.0 ⁽⁰⁶⁾	55.4/5.1 ⁽⁰⁶⁾	53.3/5.3 ⁽⁰⁶⁾	53.3/5.3 ⁽⁰⁶⁾
Official fuel consumption automatic DSG gearbox, mpg/ltr per 100km ⁽⁰⁶⁾						
Urban	34.9/8.1 ⁽⁰⁶⁾	-	47.9/5.9 ⁽⁰⁶⁾	47.9/5.9 ⁽⁰⁶⁾	46.3/6.1 ⁽⁰⁶⁾	46.3/6.1 ⁽⁰⁶⁾
Extra-urban	47.9/5.9 ⁽⁰⁶⁾	-	60.1/4.7 ⁽⁰⁶⁾	60.1/4.7 ⁽⁰⁶⁾	58.9/4.8 ⁽⁰⁶⁾	58.9/4.8 ⁽⁰⁶⁾
Combined	42.2/6.7 ⁽⁰⁶⁾	-	54.3/5.2 ⁽⁰⁶⁾	54.3/5.2 ⁽⁰⁶⁾	53.3/5.3 ⁽⁰⁶⁾	53.3/5.3 ⁽⁰⁶⁾
Official CO ₂ emission, g/km						
Manual gearbox ⁽⁰⁶⁾	150 ⁽⁰⁶⁾	130 ⁽⁰⁶⁾	130 ⁽⁰⁶⁾	132 ⁽⁰⁶⁾	138 ⁽⁰⁶⁾	139 ⁽⁰⁶⁾
Automatic DSG gearbox ⁽⁰⁶⁾	156 ⁽⁰⁶⁾	-	136 ⁽⁰⁶⁾	137 ⁽⁰⁶⁾	138 ⁽⁰⁶⁾	139 ⁽⁰⁶⁾
Emission class	EURO 6	EURO 6	EURO 6	EURO 6	EURO 6	EURO 6
Noise, dB						
Manual gearbox	72.0	71.0	72.0	72.0	72.0	72.0
Automatic DSG gearbox	69.0	-	69.0	69.0	70.0	70.0

SCR (Selective Catalytic Reduction) requires AdBlue®, please see page 25 or visit www.volkswagen.co.uk/technology/adblue for more details.

Technology

Technical specification notes

- 01) The maximum power output figures are quoted in PS (or Pferdestärke, which is the metric equivalent of horsepower). To convert from metric to imperial horsepower, divide the PS figure by 1.0139.
- 02) Figures are calculated in accordance with manufacturer's criteria. The individual unladen weight depends on the specification of the vehicle, this then reduces the possible payload accordingly. The unladen weight and payload both include the fuel tank 90% full, driver (68kg) and luggage (7kg) in line with EU directive 95/48.
- 03) With increasing altitude the engine performance diminishes. From 1,000m above sea level and for every 1,000m thereafter 10% of the vehicle/trailer weight (trailer weight + gross vehicle weight) must be deducted.
- 04) The use of 100% RME and FAME (bio diesel) is not possible. Forecourt diesel with up to 7% bio diesel content, adhering to standard BS EN 590, can be used in diesel engines. The use of ethanol in forecourt petrol meeting BS EN 228 is allowable.
- 05) The size of the fuel tank is approximate and therefore it may be possible to add a greater amount of fuel than the size of the tank specified, due to the space in the filler neck.
- 06) Fuel consumption and CO₂ figures are obtained under standardised EU test conditions (Directive 93/116/EEC). This allows a direct comparison between different manufacturer models but may not represent the actual fuel consumption achieved in 'real world' driving conditions. More information is available on the Volkswagen website at www.volkswagen.co.uk and at www.dft.gov.uk/vca. The weight of a vehicle will influence the level of CO₂ emissions it produces; as a result, vehicles with higher levels of specification and factory-fitted options may emit higher levels of CO₂. Choosing larger alloy wheels than those fitted as standard may result in increased fuel consumption as well as higher CO₂ emissions and subsequently an increased Vehicle Excise Duty (VED) band. BIK rates paid by company car drivers may also increase. In some instances, the recommended 'On the road' retail price paid for a vehicle may increase as a result of the increased VED rate. CO₂ is the main greenhouse gas responsible for global warming. The specifications contained in this brochure are for information purposes only and are subject to change.

Transmission

- Electronic differential lock, combined with a hydraulically operated single-plate dry clutch with asbestos-free lining via a six manual or six and seven speed automatic DSG gearbox
- Front wheel drive through asbestos-free single-plate dry clutch. Hydraulic clutch-mechanism. Six speed manual or six speed automatic DSG gearbox with double joint half axles (wet clutch on six speed DSG models)

Running gear

- ESC (Electronic Stability Control) including EDL (Electronic Differential Lock), ASR (Traction Control), EDTC (Engine Drag Torque Control) and Countersteer Support with trailer stabilisation function
- Front suspension through coil springs with telescopic shock absorbers, all elements integrated in chassis legs
- Rear suspension with gas pressure shock absorbers and separate springs
- Multilink rear axle
- Wheel control: front through chassis legs and (lower) triangular wishbones (directionally stabilising steering roll radius)
- Wheel control: rear through four-link suspension with independent wheel suspension
- Front and rear anti-roll bar
- XDS electronic differential lock (2.0 litre TDI 184 PS only)

Steering

- Electro-mechanical steering rack
- Collapsible, height and lengthways adjustable safety steering column

Brakes

- Electronically controlled Anti-lock Braking System (ABS) with Electronic Brake-pressure Distribution (EBD)
- Diagonal twin-circuit brake system with ventilated front disc brakes and rear disc brakes
- Asbestos-free brake pad
- HBA (Hydraulic Brake Assist)

Engines

- Front transverse-installed engine
- 1.4 litre/150 PS⁽⁰¹⁾ (110 kW) petrol engine: EU6 emissions standard, four cylinder in-line direct injection turbocharged engine, with four valves per cylinder. Fitted with a turbocharger. Available with a six speed manual or a six speed automatic DSG transmission
- 2.0 litre/115 PS⁽⁰¹⁾ (85 kW) common rail diesel engine: EU6 emissions standard, four cylinder in-line common rail diesel engine, with four valves per cylinder. Fitted with a turbocharger and a DPF (diesel particulate filter) with SCR (Selective Catalytic Reduction). Available with a six speed manual transmission
- 2.0 litre/150 PS⁽⁰¹⁾ (110 kW) common rail diesel engine: EU6 emissions standard, four cylinder in-line common rail diesel engine, with four valves per cylinder. Fitted with a turbocharger and a DPF (diesel particulate filter) with SCR (Selective Catalytic Reduction). Available with a six speed manual or a six speed automatic DSG transmission
- 2.0 litre/184 PS⁽⁰¹⁾ (135 kW) common rail diesel engine: EU6 emissions standard, four cylinder in-line common rail diesel engine, with four valves per cylinder. Fitted with a turbocharger and a DPF (diesel particulate filter) with SCR (Selective Catalytic Reduction). Available with a six speed manual or a six speed automatic DSG transmission

SCR (Selective Catalytic Reduction) requires AdBlue®, please see page 25 or visit www.volkswagen.co.uk/technology/adblue for more details.

Dimensions

Exterior dimensions

Length, mm	4854
Width – excl. door mirrors, mm	1904
Height – mm	1720
Height – opened tailgate/floor, mm	2052
Wheelbase, mm	2920
Turning circle, m	11.9

Interior dimensions

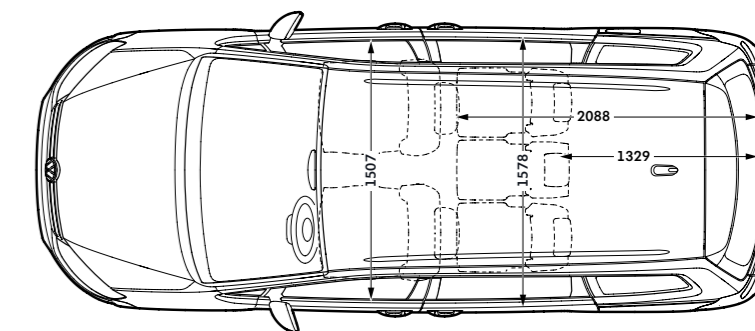
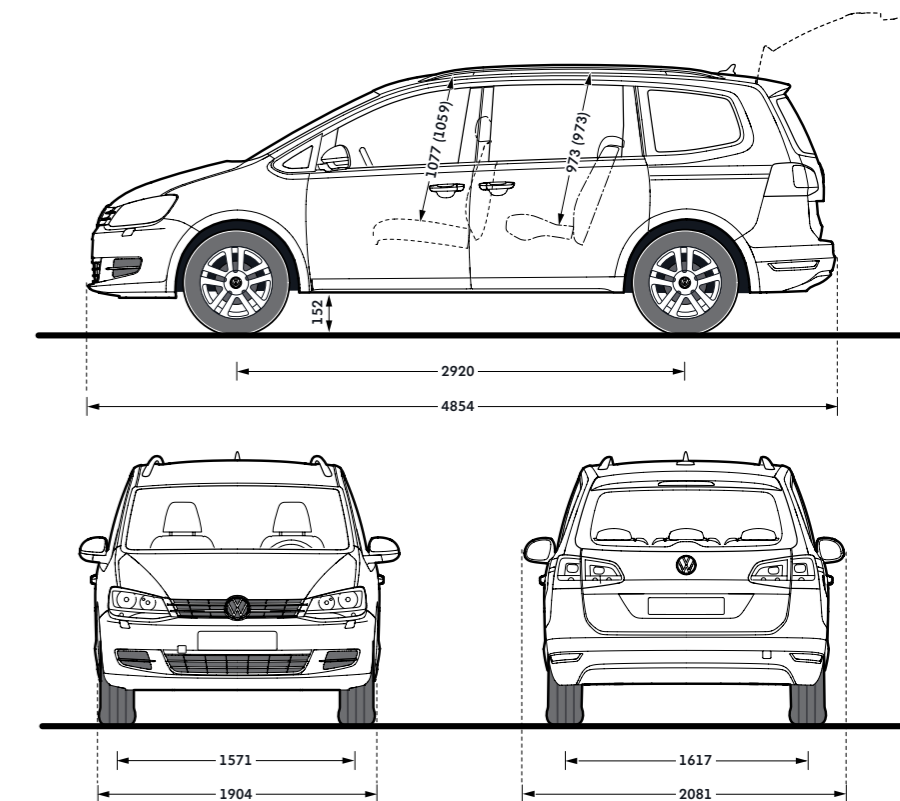
Effective headroom – front, mm (with sunroof)	1077 (1059)
Effective headroom – 2nd row rear, mm (with sunroof)	973 (973)
Effective headroom – 3rd row rear, mm	945
Interior width – front, mm	1507
Interior width – 2nd row rear, mm	1578
Interior width – 3rd row rear, mm	1254

Maximum luggage capacity, litres VDA measuring method using

200 x 100 x 50mm blocks

With rear seats upright	300
With rear seats folded	2297

Figures shown are for standard specification models. The addition of certain factory-fitted options and/or accessories may affect some of the dimensions shown.



On illustrations, where arrows and figures are shown inside of the vehicle, the measurements are for interior dimensions. Where arrows and figures are shown outside of the vehicle, the measurements are for exterior dimensions.

CO₂ emissions and VED bands with optional wheels

Effect of wheel size on CO₂ emissions and VED bands

Choosing larger alloy wheels than standard as an option, may result in increased fuel consumption as well as higher CO₂ emissions and subsequently increased Vehicle Excise Duty (VED) band. The BIK rates paid by company car drivers may also increase. This is due to the fact that larger wheels have both more aerodynamic drag and more mechanical drag, resulting in increased rolling resistance and increased wind resistance. As a result, the VED band that the vehicle falls into may increase from its original VED band when fitted with standard size wheels. In some instances, the recommended 'On the road' retail price paid for the vehicle may increase as a result of the increased VED rate. The chart below shows CO₂ emissions and the related VED bands for vehicles with both standard-fit wheels and larger optional alloy wheels.

			Output, PS	Standard wheel size	CO ₂ emission, g/km*, standard wheels	VED Band, standard wheels	Optional alloy wheel and size	CO ₂ emission, g/km*, optional alloy wheels	VED Band, optional wheels
5-door MPV range – 7 seats	S	1.4 ltr TSI BMT	6 speed manual	150	150*	F	16" Memphis, 17" Jarama	151*	G
		1.4 ltr TSI BMT	6 speed auto DSG	150	156*	G	16" Memphis, 17" Jarama	157*	G
		2.0 ltr TDI SCR BMT	6 speed manual	115	130*	D	16" Memphis, 17" Jarama	132*	E
		2.0 ltr TDI SCR BMT	6 speed manual	150	130*	D	16" Memphis, 17" Jarama	132*	E
		2.0 ltr TDI SCR BMT	6 speed auto DSG	150	136*	E	16" Memphis, 17" Jarama	137*	E
SE		1.4 ltr TSI BMT	6 speed manual	150	150*	F	16" Jacarta, 17" Stratford, 17" Jarama, 18" Marseille, 18" Toulon	151*	G
		1.4 ltr TSI BMT	6 speed auto DSG	150	156*	G	16" Jacarta, 17" Stratford, 17" Jarama, 18" Marseille, 18" Toulon	157*	G
		2.0 ltr TDI SCR BMT	6 speed manual	150	130*	D	16" Jacarta, 17" Stratford, 17" Jarama, 18" Marseille, 18" Toulon	132*	E
		2.0 ltr TDI SCR BMT	6 speed auto DSG	150	136*	E	16" Jacarta, 17" Stratford, 17" Jarama, 18" Marseille, 18" Toulon	137*	E
		2.0 ltr TDI SCR BMT	6 speed manual	184	138*	E	16" Jacarta, 17" Stratford, 17" Jarama, 18" Marseille, 18" Toulon	139*	E
	2.0 ltr TDI SCR BMT	6 speed auto DSG	184	138*	E	16" Jacarta, 17" Stratford, 17" Jarama, 18" Marseille, 18" Toulon	139*	E	
SE NAV		1.4 ltr TSI BMT	6 speed manual	150	150*	F	16" Jacarta, 17" Stratford, 17" Jarama, 18" Marseille, 18" Toulon	151*	G
		1.4 ltr TSI BMT	6 speed auto DSG	150	156*	G	16" Jacarta, 17" Stratford, 17" Jarama, 18" Marseille, 18" Toulon	157*	G
		2.0 ltr TDI SCR BMT	6 speed manual	150	130*	D	16" Jacarta, 17" Stratford, 17" Jarama, 18" Marseille, 18" Toulon	132*	E
		2.0 ltr TDI SCR BMT	6 speed auto DSG	150	136*	E	16" Jacarta, 17" Stratford, 17" Jarama, 18" Marseille, 18" Toulon	137*	E
		2.0 ltr TDI SCR BMT	6 speed manual	184	138*	E	16" Jacarta, 17" Stratford, 17" Jarama, 18" Marseille, 18" Toulon	139*	E
	2.0 ltr TDI SCR BMT	6 speed auto DSG	184	138*	E	16" Jacarta, 17" Stratford, 17" Jarama, 18" Marseille, 18" Toulon	139*	E	
SEL		2.0 ltr TDI SCR BMT	6 speed manual	150	132*	E	17" Stratford, 17" Jarama, 18" Marseille, 18" Toulon	132*	E
		2.0 ltr TDI SCR BMT	6 speed auto DSG	150	137*	E	17" Stratford, 17" Jarama, 18" Marseille, 18" Toulon	137*	E
		2.0 ltr TDI SCR BMT	6 speed manual	184	139*	E	17" Stratford, 17" Jarama, 18" Marseille, 18" Toulon	139*	E
		2.0 ltr TDI SCR BMT	6 speed auto DSG	184	139*	E	17" Stratford, 17" Jarama, 18" Marseille, 18" Toulon	139*	E

* Fuel consumption and CO₂ figures are obtained under standardised EU test conditions (Directive 93/116/EEC). This allows a direct comparison between different manufacturer models but may not represent the actual fuel consumption achieved in 'real world' driving conditions.

More information is available on the Volkswagen website at www.volkswagen.co.uk and at www.dft.gov.uk/vca.

Please note: the increase in VED rate that is payable is in addition to the cost of the optional alloy wheels. Please consult your Volkswagen retailer for full details.

SCR (Selective Catalytic Reduction) requires AdBlue®, please see www.volkswagen.co.uk/technology/adblue for more details. [BMT](#) refers to BlueMotion Technology.

AdBlue®

Your Volkswagen car is fitted with an advanced emissions control system, which helps your vehicle meet the latest EURO 6 exhaust gas regulations.

How does the system work?

AdBlue®, a water/urea based additive, is stored in a tank (like diesel fuel), however, unlike fuel it is not injected into the engine, but directly into a specially modified part of the vehicle's exhaust. This begins a chemical reaction which removes the polluting oxides of nitrogen (NO_x), converting them into harmless oxygen and nitrogen in a process known as Selective Catalytic Reduction, or SCR for short. SCR is only applicable to diesel engines and the more economically you drive, typically, the less AdBlue® you will use.

The size of the AdBlue® tank fitted to your car will vary depending on which Volkswagen model you have, therefore the interval between top-ups will vary. In addition, many factors such as mileage, journey type, driving style and environmental conditions can influence how much AdBlue® is consumed. A passenger car can consume approximately 1.5 litres of AdBlue® every 620 miles (1.0–1.5 litres for the Passat and Passat Estate). The chart below details the AdBlue® tank size and location.

Model (SCR derivatives only)	Tank size (Approximately)	AdBlue® tank filler location	Initial warning of low AdBlue® (2,400km/1,500 miles to go) can be expected to occur at:
Sharan	16 litres	Left-hand side of luggage compartment	5,000 to 6,000 miles or sooner*

* Distances are approximate and the warning light may come on sooner depending on driving style, journey type, engine and vehicle load and environmental conditions.

How will I know if the system needs topping-up?

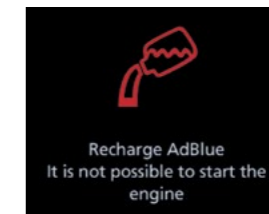
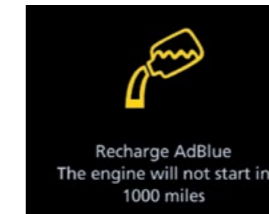
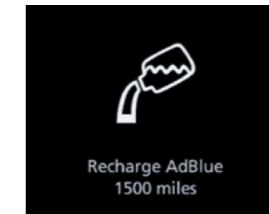
A series of warnings will be given via the driver information system, accompanied by advice/messages.

The first message is displayed when the remaining range is approximately 1,500 miles, and is repeated every 62 miles until the range reaches 1,000 miles, at which point the warning turns amber. This warning is repeated every 31 miles and is accompanied by an audible tone. If these warnings are not acted upon, the warning turns red; once this happens the car will not restart once the ignition is turned off. This is not a fault, but a required feature of the system. If this stage is reached the system will need a full top-up before the car can be restarted. Further information is available in the vehicle handbook.

Why should I use a Volkswagen Authorised repairer for top-ups?

- AdBlue® top-ups at authorised repairers are extremely competitive and charged by the litre, so you only pay for what you need
- Authorised repairer staff are trained to handle AdBlue®
- AdBlue® tanks need special adaptors on fillers to ensure there are no spillages
- Volkswagen do not recommend keeping top-up bottles in cars

The top-up bottles supplied by Volkswagen have a capacity of 1.89 litres, and come complete with the adaptor nozzles that fit the Volkswagen AdBlue® tank. These are available from all Volkswagen Authorised repairers.



AdBlue® warning lights.

Important information

- AdBlue® is not a fuel additive. This is why there is a separate AdBlue® tank
- If you put AdBlue® in your fuel tank by mistake, please do not start the engine, but contact a retailer for help
- Put only AdBlue® in the AdBlue® tank; do not fill the AdBlue® tank with any other liquids
- Prevent anything from contaminating AdBlue®
- If small quantities of AdBlue® come into contact with the vehicle's paintwork, for example, wipe them off and if necessary rinse the area with water

Volkswagen service

Exclusions and terms and conditions apply to all warranties and plans listed. For pricing and further details of Volkswagen Warranties and Service Plans, please consult your authorised Volkswagen retailer or repairer, or visit www.volkswagen.co.uk

The Volkswagen Warranty

Three-year Warranty

All Volkswagen passenger cars come with a three-year/60,000 miles warranty, which protects your car against the failure of most technical and electrical components due to manufacturing defects. This comprises a two-year manufacturer's warranty with unlimited mileage plus a further one-year/60,000 miles (whichever is soonest) Retailer Warranty¹. Should the mileage exceed 60,000 miles within the first two years, the manufacturer's two-year warranty will still be valid. Full details of the three-year warranty are available from your authorised Volkswagen retailer or repairer.

Body Protection Warranty

The internal body sections and panels of the Sharan are covered against rusting through from the inside for 12 years. Naturally, the vehicle must be cared for in compliance with the manufacturer's operating instructions. Please consult your authorised Volkswagen retailer or repairer for full warranty details.

Three-year Paintwork Warranty

This latest paintwork warranty, pioneered by Volkswagen, provides you with cover on a new car. Naturally, during the warranty period the car must be cared for in compliance with the manufacturer's operating instructions. Any paintwork defects, as a result of the manufacturing process, will be rectified without charge.

Approved Accessories

A comprehensive range of accessories from alloy wheels to carpet mats is available to complement the factory-fitted option list. Volkswagen approved accessories purchased from and fitted by your authorised Volkswagen retailer at the point of vehicle sale will also benefit from the three-year vehicle warranty.

Extended Warranty

If you order the Volkswagen Extended Warranty as an option when buying your new Sharan then you get the 100% Volkswagen Warranty and you can continue to enjoy comprehensive Volkswagen protection against many unforeseeable repair costs. Designed to your needs, you can purchase an extra one or two year's warranty up to a maximum of five years or 90,000 miles.

Service Intervals

Volkswagen is pleased to offer you a choice on how your Volkswagen is serviced. The appropriate selection is entirely dependent on how the car is likely to be driven and its general use. To help you identify which type of service would be most suitable, please refer to the following guide.

The Fixed Service is recommended for vehicles that will cover less than 10,000 miles in 12 months and if the vehicle is likely to be used in the following way:

- Predominantly urban driving, short journeys with frequent cold starts.
- Activities regularly producing high engine loading, e.g. frequent hill climbs, driving with vehicle fully loaded and towing.
- Uneconomical driving style using high rpms with heavy acceleration and heavy braking.

The service intervals for the Fixed Service are as follows:

- Oil change service – After 1 year or 10,000 miles (15,000km), whichever is soonest.
- Inspection service² – First after 2 years or 20,000 miles (30,000km), then every one year or 20,000 miles (30,000km), whichever is soonest.

The Flexible Service is recommended for vehicles with daily mileage of more than 25 miles where the vehicle is driven regularly mainly on longer distance journeys. The vehicle is driven mainly at a constant speed with minimum vehicle and engine loading, minimal towing and driven in an economical manner. With the Flexible Service the vehicle can cover anywhere between 10,000³ and a maximum of 20,000³ miles or 24 months (whichever is soonest) between oil changes.

The service intervals for the Flexible Service are as follows:

- Oil change service – According to flexible service interval display (after 2 years at the latest).
- Inspection service² – First after 2 years or 20,000 miles (30,000km), then every one year or 20,000 miles (30,000km), whichever is soonest.

The up! model is only available with the Fixed Service schedule. Please consult your authorised Volkswagen retailer or repairer for advice and full details.

Please note: If you purchase a Volkswagen Fixed Price Service Plan your vehicle will follow the Fixed Service schedule.

Volkswagen Insurance⁴

We want you to start enjoying your new car from day one and thanks to Volkswagen free 5 day insurance, you can. Call free on 0330 303 6930 (lines are open Monday to Friday 8am – 9pm and Saturday 9am – 5pm), provide a few details and a cover note will be sent to your retailer. They will then tax your car and you can drive it away.

Volkswagen Ensurance⁵

Get three years' Volkswagen Ensurance cover for free.

Another great benefit of being a Volkswagen driver. If your Volkswagen was damaged in an accident, wouldn't you want it fixed by a Volkswagen trained technician using only genuine Volkswagen parts? Ensurance is Volkswagen's accident and repair cover which does exactly that. It works alongside your main comprehensive motor insurance policy no matter who you are insured with, to make sure you get the quality repair and service you would want. If you're involved in an accident or your car is stolen, just one call to us and we'll look after your claim from start to finish ensuring your Volkswagen is restored to the highest standard.

Activate your cover and benefit from:

- A guarantee that your Volkswagen will be repaired by a Volkswagen approved repairer and Volkswagen trained technicians, using only genuine Volkswagen parts and paints.
- A dedicated Claims Manager who will manage your claim from start to finish, liaising with your insurer and the repairer so you don't have to.
- Help to recover any uninsured losses using our Legal Expenses Cover.
- Online claims tracking so you can keep up to date with the status of any claim.

Volkswagen Ensurance is free to all Volkswagen customers for three years and it only takes a minute to get cover. To find out more and to activate your cover, visit volkswagen-ensurance.co.uk

Volkswagen Finance⁶

Volkswagen Finance specialises in providing funding solutions for Volkswagen drivers. Whether your Volkswagen is for private or business use, you can choose from a range of funding options.

- Solutions – a Personal Contract Plan
- Hire purchase
- Lease purchase
- Finance lease
- Contract hire

With all Volkswagen Finance products you can choose a fixed-cost maintenance plan to help you budget for your servicing and maintenance costs. No matter what finance product you choose, your local Volkswagen retailer will be able to provide you with a personalised quote that could meet your budget and vehicle needs.

Fuel consumption and CO₂ Emissions

Fuel consumption and CO₂ figures are obtained under standardised EU test conditions (Directive 93/116/EEC). This allows a direct comparison between different manufacturer models but may not represent the actual fuel consumption achieved in 'real world' driving conditions. More information is available on the Volkswagen website at www.volkswagen.co.uk and at www.dft.gov.uk/vca.

The weight of a vehicle will influence the level of CO₂ emissions it produces; as a result, vehicles with higher levels of specification and factory-fitted options may emit higher levels of CO₂. Choosing larger alloy wheels than those fitted as standard may result in increased fuel consumption as well as higher CO₂ emissions and subsequently an increased Vehicle Excise Duty (VED) band. BIK rates paid by company car drivers may also increase. In some instances, the recommended 'On the road' retail price paid for a vehicle may increase as a result of the increased VED rate. CO₂ is the main greenhouse gas responsible for global warming. The specifications contained in this brochure are for information purposes only and are subject to change.

AdBlue[®]

Diesel engines with SCR (Selective Catalytic Reduction) technology require AdBlue[®] which must be kept topped up. Please see page 25 or visit www.volkswagen.co.uk/technology/adblue for more details.

Volkswagen Roadside Assistance

Every new car is registered for Volkswagen Roadside Assistance for one year except the Touareg which is registered for three years. This provides vehicle roadside and home recovery in the unlikely event of a breakdown in the UK and Europe (subject to conditions). Volkswagen Roadside Assistance can also be purchased for subsequent years. For full details, please contact your authorised Volkswagen retailer. Exclusions and terms and conditions apply. For pricing and further details of Volkswagen Roadside Assistance, please consult your authorised Volkswagen retailer, or visit www.volkswagen.co.uk

Tax Free Sales

For full details, please contact your authorised Volkswagen retailer.

Please note:

Some illustrations in this brochure do not necessarily reflect UK specifications and may not be available. In particular, controls and some items of equipment are positioned differently for the UK.

The specifications contained in this brochure are for information purposes only and are subject to change. If you require any specific feature, you must consult your authorised Volkswagen retailer who is regularly updated with any change in specification. Please check model availability and full specification details with your authorised Volkswagen retailer prior to ordering.

Note: we would like to advise you that telephone calls to Volkswagen Customer Care may be monitored and recorded as part of our training and quality assurance processes. All our monitoring and recording processes meet Ofcom regulations.

¹ All warranty work must be completed by an authorised Volkswagen retailer or repairer.

² The inspection service first at 3 years (or 40,000 miles) and then every second year (or 40,000 miles) has additional workscope.

³ The quoted mileage is based on a conversion from kilometres and is therefore unlikely to exceed circa 18,000 miles between oil changes.

⁴ Volkswagen Financial Services is a trading name of Volkswagen Financial Services (UK) Limited ('VWFS UK'). Registered in England and Wales number: 2835230. Registered Office: Brunswick Court, Yeomans Drive, Blakelands, Milton Keynes MK14 5LR. Financial and consumer credit services are provided by VWFS UK. Annual insurance credit is provided by Ageas Retail Limited. Volkswagen Motor Insurance from VWFS UK is sold and administered by Ageas Retail Limited, registered in England and Wales number: 1324965. Registered Office: Ageas House, Hampshire Corporate Park, Templars Way, Eastleigh, Hampshire SO53 3YA. VWFS UK and Ageas Retail Limited are not part of the same corporate group.

⁵ Ensurance from Volkswagen Financial Services is sold and administered by Lawshield UK Limited, registered in England number: 3360532 (registered office: Lawshield House, 850 Ibis Court, Lakeside Drive, Centre Park, Warrington, Cheshire WA1 1RL) and underwritten by UK General Insurance Limited on behalf of Ageas Insurance Limited, registered in England number: 354568 (registered office: Ageas House, Tollgate, Eastleigh, Hampshire SO53 3YA).

⁶ Finance is available to 18s and over, subject to status. Terms and conditions apply. Volkswagen Finance.

The Sharan

Volkswagen Information Service. Telephone: 0800 333 666

Internet: www.volkswagen.co.uk

© Volkswagen Group United Kingdom Limited 2016.

Issue: 1 June 2016.



facebook.com/VolkswagenUK



[@UKVolkswagen](https://twitter.com/@UKVolkswagen)



youtube.com/user/ukvolkswagen