



The Touran





Few match its practicality.

Owning a Touran provides almost unlimited scope, providing practical solutions for every situation. Somehow it manages to combine compact external dimensions with an interior that can accommodate up to 1,989 litres* of capacity. Through a single seat system that allows individual seats to be easily removed, added or folded away it can cope with just about any eventuality.

* Figure shown is for the five seater.

- 01** All Touran models are available with seven seats. The third row of seats of the seven seater are split and can be folded flush into the floor of the luggage compartment when not required. As an option, the Touran can also be specified with five seats with the two single seats in the third row removed.
- 02** For greater safety, all seats are fitted with three-point seat belts.



- 03** The seats of the second row: safe, comfortable and multifunctional.

- 04** With the two outer seats of the second row removed, there's ample room around the middle seat that converts into a table. Interior shown is Sport with optional Winter pack.



Uniquely varied.

The functionality of the Touran is extremely practical and offers endless solutions to your load carrying needs. For example, with the third row seats on the seven seater you can accommodate six passengers in complete comfort, which is great for children with lots of friends.


Alternatively, if you wish to maximise rear luggage space, it's possible to simply fold the seat backs of the third row flush into the floor of the luggage compartment (seven seater only). And on the second row, it's just as easy to add more space by folding down the seat backs individually. The ease with which seats can be removed or added is the key to the useable practicality that the Touran possesses in abundance. You can change the middle seat into a table or remove it and fit an optional cool/warm box. For more room, the second row seats can be independently moved forward or backward and can also be folded or removed. In fact, there are over 500 interior variations that can be achieved in simple manoeuvres, making the Touran one of the most practical and unique cars available.

All Tourans come with a tyre repair kit as standard. If you prefer, a full size steel spare wheel can specified as an optional extra should you choose the Touran five seat option.


It also provides unrestricted access through a two stage opening rear tailgate. Normally, the tailgate will open to the first setting, but if you need better access it can be opened wider. It's further evidence of the Touran's ingenious design and willingness to deliver detailed solutions. That's why the Touran is different to other cars – in so many ways.



- 01** Even with seven seats the Touran offers 121 litres of luggage capacity.
- 02** It's all down to design: the flexible seating concept offers nearly endless possibilities.



- 03** The single seats of the second row, each weigh less than 16 kg allowing a fast and easy choice between seating and luggage space.



- 04** Maximise your load capacity: by simply removing the rear seats you can open up a massive 1,913 litres* of space that's capable of carrying 660 kg* of luggage.

* Figures are for the seven seater.



01 From the moment you first admire the Touran's interior, you'll appreciate its user-friendly design and choice of high quality materials. Interior shown is Sport with optional leather* upholstery. Please note the handbrake is positioned adjacent to the passenger's seat and not as shown.

02 The rear passenger reading lights.

03 The controls for the electrically heated and adjustable door mirrors are conveniently located.

04 Front electric windows are standard and feature anti-trapping protection for added safety.

Form and function in harmony.


With its highly flexible interior and innovative single seat system, the Touran delivers a quite extraordinary concept. It appeals in so many ways – it makes outstanding use of interior space to create a feeling of roominess yet has a compact exterior design for easier manoeuvrability. Most importantly, it's great fun to drive and rewarding to own.

Through clear planning objectives and ergonomic design, it achieves an extremely high level of comfort. As the headroom and seat positions are slightly higher than a normal car it feels larger and more spacious. From a driver's viewpoint, there's a great view of the road ahead and, due to its ergonomic design, all the dials and controls are optimally located and within reach. Comfort and usability is also boosted by an array of features fitted as standard, like the high quality radio/CD player, front electric windows, cruise control and remote central locking.

05 The height-adjustable driver's and front passenger's seat helps provide a comfortable and healthy posture. Interior shown features optional leather* upholstery.

06 On S models, two convenient cup holders and a handy storage area ensure that all your essentials can be located close at hand.

* Some parts of leather seats will contain artificial leather.



02



03




04



05



06



01 The close, uniform gaps between the panels are an expression of quality. For maximum peace of mind, the bodywork is covered by a 12-year guarantee* against rusting through. Model shown has body-coloured door handles which are standard on SE and Sport models.

* Please see the Service section for details.

Where design and quality meet.

The Touran appeals for many reasons and it's mostly due to its clever design and exacting standards. Its overall design delivers plenty of interior space yet is surprisingly compact to help make light work of parking. Scrutinise its exterior closely and you'll notice the exceptional build quality highlighted by the consistently narrow gaps between panels. This not only means greater rigidity for safety and roadholding but less wind noise and improved aerodynamics. There's extra safety in its detailed design, like the additional indicators in the door mirrors and the large areas of glass for clear all-round visibility.


If you wish to supplement the already high specification there are numerous options available. These include an electric glass sunroof, Bi-Xenon headlights and alloy wheels to equip your Touran to your own personal specification.



02 At night-time the optional Bi-Xenon headlights provide a noticeable light improvement for both brightness and coverage. The headlight washers ensure they remain clear for maximum effectiveness.

03 Light alloy wheels give the Touran a sporty look. The wheel shown is 6½J x 16 'Mugello' which is standard on Sport models.

04 The body-coloured door mirrors with integrated indicators provide added safety and feature a one-touch operation for overtaking.





01 The front disc brakes are ventilated for efficient cooling. A 'Hydraulic Brake Assist' also intervenes during an emergency stop to ensure maximum braking efficiency.

Maximum peace of mind.

Active safety.

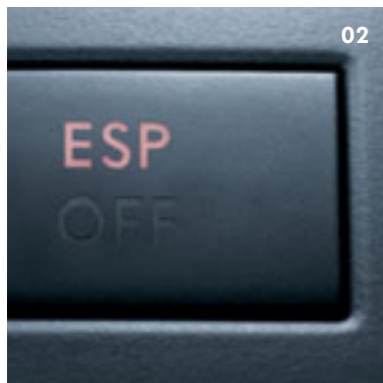
The best way to protect is to avoid accidents in the first place. That's why the Touran is equipped with extensive active safety features. To start with, it stands proud at 1635 mm high which helps provide a great view of the road all around.

It's packed with sophisticated technology such as ESP – an Electronic Stabilisation Programme. Utilising an intelligent CAN-BUS (network), it constantly monitors driving information to detect potentially dangerous situations. Should any problems be detected, it intervenes in milliseconds to help restore a stable driving position, doing so through specific actions in the braking and engine management systems.

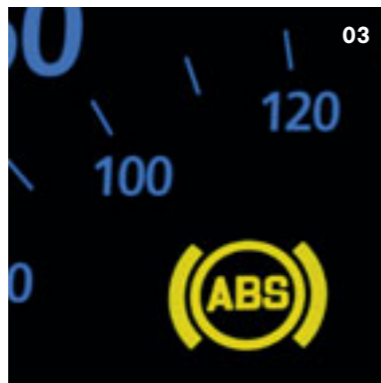
Further proven safety is provided by an Anti-lock Braking System (ABS) with Hydraulic Brake Assist (HBA). Activated during an emergency stop, the electronically controlled ABS prevents the wheels from locking. It's especially effective on slippery road surfaces as it helps allow the driver to steer around hazardous obstacles. In addition, when braking, the Touran is fitted with a high level brake light to help make your actions clearer to following drivers.

Passive safety.

In the unfortunate event of an accident, passive safety helps minimise injury. In this respect, the Touran has many reassuring features. There are head restraints on every seat to help minimise whiplash injuries, three-point seat belts including the third row of seats (seven seater only) and Isofix child seat preparation on the two outer seats of the second row. Perhaps, the clearest indication of the Touran's high safety levels is the fitment of no fewer than six airbags.




02 The Electronic Stabilisation Programme (ESP) detects critical situations at an early stage and takes action by, for example, specifically braking individual wheels.



03 Through a combination of a Traction Control (ASR), Electronic Differential Lock (EDL) and Anti-lock Braking System (ABS), the Touran delivers exceptional handling and braking.




04 The driver and front passenger benefit from active head restraints which help lower the risk of whiplash injuries in the event of an accident. In addition, side airbags provide greater protection for the driver and front passenger, whilst the curtain airbag system protects the front and second row passengers.



05 When transporting loose items, the optional luggage restraint/net partition helps protect passengers. Interior shown features optional leather upholstery.



06 Four load lashing rings in the luggage compartment allow the secure fixing of baggage.



07 Pedestrian protection: a large gap between the bonnet and engine plus special foam padding under the front bumper are important measures.



01

01 For your comfort you'll find speed-sensitive power-assisted steering, a height and reach adjustable steering wheel and electric front windows with anti-trapping protection. Interior shown is S with optional Winter pack and leather trimmed steering wheel and gear knob.

The Touran S.

The Touran S has been designed with great attention to detail providing a perfect combination of comfort, versatility and safety. To start with, it's packed with equipment such as central locking with remote control, radio/CD player, heat insulating tinted glass, semi-automatic air conditioning, speed-sensitive power-assisted steering and a height and reach adjustable steering wheel to help you achieve a really comfortable driving position. There are front electric windows, a multifunction computer to supply lots of important information about your journey and cruise control for relaxed motorway driving. All this on top of the practical seating arrangement that can adapt to your every need.

As you've probably come to appreciate with a Volkswagen, it's the attention to detail that makes such a difference. Everywhere you look, practical considerations have been clearly thought through. For example, there are numerous reading lights, a delayed action on the interior lights when exiting and a warning buzzer should you forget to switch off the lights. There are two useful 12V sockets and a wealth of storage compartments – on the dashboard, below it and in the roof console. A retracting luggage compartment cover and black roof rails to accommodate the roof carrier system are also standard on the S.



02

02 The radio/CD player has four powerful speakers positioned in the front of the vehicle for exceptional sound clarity and boasts numerous easy to use functions.




03

03 On long journeys, cruise control is a real bonus. It can maintain a constant speed from 20 mph upwards and automatically switches off when the brake or clutch is engaged.



04

04 Sporty 15" 'Misano' alloy wheels with 195/65 R15 tyres create a distinctive look to the Touran's exterior.



05

05 The chrome-trimmed radiator grille surround provides an elegant finish to the exterior.



06

06 The multifunction computer displays important data such as outside temperature, fuel consumption, average speed, distance and journey time.

01 The interior offers both extreme comfort and a stylish finish. The Touran SE is trimmed with 'Duet' cloth upholstery. Interior shown is SE with optional Winter pack. Please note the handbrake is positioned adjacent to the passenger's seat and not as shown.

The Touran SE.


All Touran models provide a high degree of comfort, but if you're seeking a touch of luxury, why not consider the Touran SE? You'll discover features like contoured comfort seats with height adjustment and lumbar support, storage pockets on the rear of the driver and front passenger seats and a backrest release mechanism* which allows the front passenger seat to be folded flat. There are electric windows both front and rear, and an alarm to help protect against theft.

The Touran SE also has many aesthetic enhancements, like 'Microtec' trim in the dashboard and door panelling, colour co-ordinated door handles, stylish chrome finished anodised roof rails and stylish 16 inch 'Imola' alloy wheels.

* The backrest release mechanism will not allow the seat to be set in any position further forward than 90° (vertical) other than flat.



02 The drawer under the seat is just one of many storage compartments.



03 16" 'Imola' light alloy wheels with 205/55 R16 tyres add style to the Touran SE.



04 Body-coloured door handles complement the Touran's exterior.



05 Radio system RCD 500 including dash-mounted six CD autochanger and eight speakers ensures excellent sound quality for all occupants.



06 The chrome finished anodised roof rails accommodate the roof carrier system making them extremely practical as well as an exclusive design feature.




01

01 The interior boasts front sports seats with height and lumbar adjustment, brushed aluminium trim, front and rear carpet mats and its own 'Tara' cloth upholstery. Interior shown is Sport with optional Winter pack. Please note that Sport models feature a leather trimmed steering wheel, gear knob and handbrake grip as standard. Also, the handbrake is positioned adjacent to the passenger's seat and not as shown.



04

04 Front fog lights integrated in the front bumper provide both safety and aesthetic appeal.



05

05 Dynamic 'Mugello' 6½ x 16 alloy wheels are standard on the Sport.



02

02 The 35% tinted glass from the B pillar back, together with chrome finished anodised roof rails provide a distinctive look to the Sport's exterior.



03


03 Luxurious features: 2Zone electronic climate control air conditioning and a radio/CD player with eight speakers. Heated front seats are part of the optional Winter pack.

The Touran Sport.

The Touran Sport provides a formidable package to satisfy your every wish. Not only is the Touran Sport one of the most practical cars on the road today, it achieves its status in style and comfort. Take for instance, its driver and front seat passenger height-adjustable sports seats that offer superb lateral support and a great feeling of contentment. Then consider that the side windows from the B pillar back are approximately 35% tinted, the dashboard and doors are trimmed with brushed aluminium, the interior cabin is regulated by 2Zone electronic climate control air conditioning and that the steering wheel, gear knob and handbrake grip are all trimmed in high quality leather.









The exterior is equally impressive as it's equipped with front fog lights and dynamic 16 inch 'Mugello' alloy wheels with 205/55 low profile tyres.

Paint.



* Metallic and Pearl Effect paints are optional at extra cost.
Please note: Screen technology does not allow exact reproduction of the paint colours.

Upholstery.

'Fletch' cloth Standard – S	 Anthracite (ER)		
'Duet' cloth Standard – SE	 Anthracite (FC)	 Grey (FD)	
'Tara' cloth Standard – Sport	 Anthracite (JM)	 Grey (JN)	
Fine nappa leather*† Optional – SE and Sport	 Anthracite (YV)	 Grey (YW)	 Beige (YX)

* Leather upholstery is optional at extra cost.

† Some parts of leather seats will contain artificial leather.

Please note: Screen technology does not allow exact reproduction of the upholstery colours.

Colour combinations.

	Seat upholstery	Dashboard – top/bottom	Carpets	Indian Blue (F3)	Tornado Red (G2)	Maui Blue metallic (K2) *	Red Spice metallic (K7) *	Platinum Grey metallic (2R) *	Arctic Blue Silver (7J) *	Reflex Silver metallic (8E) *	Deep Black pearl effect (2T) *	Indigo Blue pearl effect (7D) *
‘Fletch’ cloth upholstery Standard on S	Anthracite (ER)	Anthracite/Anthracite	Black	•	•	•	•	•	•	•	•	•
	Grey (FD)	Anthracite/Grey	Black	•	•	•	•	•	•	•	•	•
‘Duet’ cloth upholstery Standard on SE	Anthracite (FC)	Anthracite/Anthracite	Black	•	•	•	•	•	•	•	•	•
	Grey (FD)	Anthracite/Grey	Black	•	•	•	•	•	•	•	•	•
‘Tara’ cloth upholstery Standard on Sport	Anthracite (JM)	Anthracite/Anthracite	Black	•	•	•	•	•	•	•	•	•
	Grey (JN)	Anthracite/Grey	Black	•	•	•	•	•	•	•	•	•
Fine nappa leather * † Optional on SE and Sport	Anthracite (YV)	Anthracite/Anthracite	Black	•	•	•	•	•	•	•	•	•
	Grey (YW)	Anthracite/Grey	Black	•	•	•	•	•	•	•	•	•
	Beige (YX)	Anthracite/Beige	Beige	•		•	•	•			•	•

* Metallic and Pearl Effect paints and leather upholstery are optional at extra cost.

† Some parts of leather seats will contain artificial leather.






Optional equipment.

The Touran offers an exceptional combination of practicality, flexibility and comfort within an exterior design that is surprisingly compact. The range of optional extras enhances these principles even further.

- 01** The rear bicycle rack provides transportation for up to two bicycles.
- 02** Front fog lights are not just for improved safety, they provide a sporty finish and are standard on Sport.
- 03** Bi-Xenon headlights create a brighter and clearer light beam for improved night-time visibility. They are also fitted with the headlight cleaning system.
- 04** Optional on S models, 6½ x 16 'Imola' alloy wheels complete with 205/55 R16 tyres are a simple and effective way to personalise your Touran.
- 05** Optional on SE and Sport models, 7J x 17 'Nardo' alloy wheels complete with 225/45 R17 tyres create a dynamic appearance.
- 06** The electric glass sunroof has a one-touch operation so that your desired setting can be achieved in one simple action.

A sports suspension pack is also available (not shown) which lowers the suspension by 10 mm and also includes tauter springs and damper adjustment.



Also available but not shown: A leather trimmed steering wheel and gear knob are available for the S and SE and standard on Sport.

05 The DVD satellite navigation system not only delivers perfect sound quality whether you're listening to a CD or the radio, but it can also guide you to your destination in any one of 24 European countries. A 6½" multifunction colour display shows a map of your route along with important information on time and distances. In addition, audible directions can also be broadcast allowing you to concentrate on the road ahead. The navigation/radio system comes with a six CD autochanger with front centre armrest and a multifunction computer (Highline). Also available as an option is the DVD satellite navigation system with DVD rear seat entertainment. This option provides all the benefits of the navigation system as well as catering for rear seat passengers who can view DVDs on a foldaway screen mounted in the roof lining. A multifunction computer (Highline), headphones and infrared remote control operation of the system are also provided. Please note, the six CD autochanger is not included with this option.

DVD satellite navigation systems may not be available in conjunction with certain options, please consult your Volkswagen retailer for full details.



01 The 2Zone electronic climate control air conditioning, which is standard on Sport, maintains a constant preset temperature and has two zones for the driver and front passenger. Heated front seats are part of the Winter pack.

02 Rear seat entertainment can be provided by the Multimedia pack, with DVD rear seat entertainment shown via a screen mounted in the vehicle's roof lining. This system features a single foldaway screen, headphones and infrared remote control operation.



03 When transporting loose items, the optional luggage restraint/net partition helps protect passengers. Interior shown features optional leather* upholstery.

04 Radio system RCD 500 including dash-mounted six CD autochanger is available with Volkswagen soundpack and ten speakers – six front and four rear – for near perfect acoustics.

* Some parts of leather seats will contain artificial leather.



06 The optional leather upholstery is available for SE and Sport and features heated leather trimmed sports seats for the driver and front seat passenger. Please note, some parts of leather seats will contain artificial leather.

07–08 iPod preparation or USB port – by Individual, mounted in the front centre armrest allows you to link your iPod or MP3 player to the vehicle's audio system via either USB port or iPod preparation, depending on the device. Controls are then provided through the vehicle's radio keypad.

09 The Winter pack includes heated front seats, heated windscreen washer jets, a low screenwash level indicator and headlight washers.



The performance formula.

Volkswagen continues to be at the forefront of engine technology, with innovative developments such as TSI and FSI†. The key to their success is the intense pressure by which it injects fuel directly into the combustion chamber. Fuel quantities can be effectively measured and precisely adjusted according to operating conditions. The result is greater economy, improved cleanliness and better performance.

The FSI engine.

Thanks to FSI† technology the 1.6 litre 115 PS provide all-round appeal and dynamic performance while returning exceptional fuel economy and low CO₂ emissions*. Alternatively, a non-FSI 1.6 litre 102 PS is available with a five speed manual gearbox.

The TSI engine.

TSI technology provides an exciting new addition to the range – the award winning TSI engine. This ‘Twincharger’ engine feature a mechanically-driven supercharger and an exhaust-driven turbocharger, which effectively eliminates turbo lag. This 1.4 litre engine develops 140 PS and offers impressive performance whilst maintaining low fuel consumption, producing 220 Nm of torque at 1,750 rpm and is capable of a top speed of 124 mph (where the law permits).

The diesel engine with ‘Pumpe Düse’ technology.

The Touran is available with a choice of four highly efficient diesel engines that benefit from high pressure injection. Pumping diesel at a pressure of up to 2,050 bar guarantees excellent torque whilst minimising both fuel consumption and CO₂ emissions*. The new 2.0 litre TDI with a six speed manual or six speed automatic DSG gearbox produces 170 PS, firmly establishing itself as the most powerful in its class. With 350 Nm of torque as low as 2,000 rpm, it has plenty of power throughout the rev range. Three additional TDI engines also benefit from Volkswagen’s PD technology. Firstly, the powerful 2.0 litre TDI developing 140 PS is capable of 0 - 62 mph in just 10.2 seconds. The 90 PS and 105 PS TDI engines are both 1.9 litre units and both return fuel consumption figures of 47.1 mpg across the Combined* cycle.

Manual or automatic gearboxes.

Except for the 1.6 litre 102 PS engine, all Tourans are fitted with a six speed gearbox, either as a manual, an automatic tiptronic or the DSG automatic. The DSG gearbox offers a genuine alternative to a manual gearbox because it is able to change gear faster than a manual gearbox and more smoothly than a conventional automatic.

* Please see the individual specifications in this section for fuel consumption and CO₂ emissions figures.

† In order to achieve maximum fuel consumption benefits, Ultra Low Sulphur Petrol (ULSP) must be used.



01 The TDI delivers excellent all-round performance.

02 FSI technology – one of the latest innovations from Volkswagen.

03 TSI technology – combined supercharger and turbocharger in one unit.

S – 1.6 litre 102 PS.

Technical specification.

		Manual	
Engine	Engine type	Four cylinder petrol	
	Cubic capacity, ltrs/cc	1.6/1595	
	Bore/stroke, mm	81.0/77.4	
	Max. output, PS ⁽⁰¹⁾ /kW at rpm	102/75 5600	
	Max. torque, lbs.ft/Nm at rpm	109/148 3800	
	Compression ratio	10.5 : 1	
	Gearbox	Five speed manual	
	Alternator, A	90	
	Battery, A (Ah)	220 (44)	
Weights, kgs ⁽⁰²⁾	Unladen weight ⁽⁰³⁾	1427	
	Gross vehicle weight	2090	
	Payload ⁽⁰³⁾	663	
	Axle load limit: Front Rear	1060 1090	
Trailer load limits, kgs ⁽⁰⁴⁾	Braked 12% incline	1200	
	Unbraked	750	
	Max. roof load	100	
Performance	Top speed†, mph (km/h)	111 (179)	
	Acceleration, secs 0 - 62 mph	12.9	
	ABI insurance group	6	
Environmental information	Fuel grade, minimum	Unleaded, 95 RON ⁽⁰⁵⁾	
	Official fuel consumption, mpg/ltr per 100 km ⁽⁰⁷⁾		
	Urban	25.4/11.1	
	Extra-urban	44.1/6.4	
	Combined	34.9/8.1	
	Official CO ₂ emission, g/km ⁽⁰⁸⁾	194	
Emission class	EURO 4		
Noise, dB	73		

† Where the law permits.

Notes.

- 01 The maximum power output figures are quoted in PS (or Pferdestärke, which is the metric equivalent of horsepower). To convert from metric to imperial horsepower, divide the PS figure by 1.0139.
- 02 Figures shown are for the seven seater.
- 03 Figures are calculated in accordance with manufacturer's criteria. Vehicle unladen weight ranges with 90% tank capacity without driver. The individual unladen weight depends on the specification of the vehicle, this then reduces the possible payload accordingly.
- 04 With increasing altitude the engine performance diminishes. From 1,000 m above sea level and for every 1,000 m thereafter 10% of the vehicle/trailer weight (trailer weight + gross vehicle weight) must be deducted.
- 05 Thanks to the knock control, unleaded four star (at least 95 RON) can be used instead of Super plus unleaded. In order to achieve maximum fuel consumption benefits on the FSI engine, Ultra Low Sulphur Petrol (ULSP) must be used.
- 06 The use of RME and FAME (bio diesel) is not possible.
- 07 Official fuel consumption according to EU Directive 99/94. The consumption calculation according to 1999/100/EC is based on the actual unladen weight of the vehicle. Additional specifications can lead to a higher weight class and hence to consumption figures of this higher weight class. The driving style, road and traffic conditions, environmental influences and vehicle condition can in practice lead to consumption figures, which may differ from those calculated with this standard.
- 08 The weight of a vehicle will influence the level of CO₂ emission it produces; as a result, vehicles with higher levels of specification and factory-fitted options may emit higher levels of CO₂. The CO₂ figure quoted for each vehicle is the maximum possible. The unladen weight of the vehicle is calculated by range at the time of manufacture and the maximum possible CO₂ emission for that weight range is applied according to the Council Directive 80/1268EEC as amended by Commission Directive 1999/100/EC on the approximation of the laws of the member states relating to the carbon dioxide emissions and the fuel consumption of motor vehicles.

SE – 1.6 litre FSI 115 PS.

Technical specification.

		Manual	Automatic tiptronic
Engine	Engine type	Four cylinder petrol	Four cylinder petrol
	Cubic capacity, ltrs/cc	1.6/1598	1.6/1598
	Bore/stroke, mm	76.5/86.9	76.5/86.9
	Max. output, PS ⁽⁰¹⁾ /kW at rpm	115/85 6000	115/85 6000
	Max. torque, lbs.ft/Nm at rpm	114/155 4000	114/155 4000
	Compression ratio	12.0 : 1	12.0 : 1
	Gearbox	Six speed manual	Six speed automatic tiptronic
	Alternator, A	110	110
	Battery, A (Ah)	220 (44)	280 (60)
Weights, kgs ⁽⁰²⁾	Unladen weight ⁽⁰³⁾	1425	1469
	Gross vehicle weight	2090	2130
	Payload ⁽⁰³⁾	665	661
	Axle load limit: Front Rear	1060 1090	1100 1090
Trailer load limits, kgs ⁽⁰⁴⁾	Braked 12% incline	1300	1300
	Unbraked	750	750
	Max. roof load	100	100
Performance	Top speed†, mph (km/h)	116 (186)	113 (182)
	Acceleration, secs 0 - 62 mph	11.9	13.2
	ABI insurance group	7	7
Environmental information	Fuel grade, minimum	Unleaded, 95 RON ⁽⁰⁵⁾	Unleaded, 95 RON ⁽⁰⁵⁾
	Official fuel consumption, mpg/ltr per 100 km ⁽⁰⁷⁾		
	Urban	28.2/10.0	25.4/11.1
	Extra-urban	42.8/6.6	40.4/7.0
	Combined	35.8/7.9	33.2/8.5
	Official CO ₂ emission, g/km ⁽⁰⁸⁾	190	204
	Emission class	EURO 4	EURO 4
Noise, dB	74	74	

† Where the law permits.

Notes.

- 01 The maximum power output figures are quoted in PS (or Pferdestärke, which is the metric equivalent of horsepower). To convert from metric to imperial horsepower, divide the PS figure by 1.0139.
- 02 Figures shown are for the seven seater.
- 03 Figures are calculated in accordance with manufacturer's criteria. Vehicle unladen weight ranges with 90% tank capacity without driver. The individual unladen weight depends on the specification of the vehicle, this then reduces the possible payload accordingly.
- 04 With increasing altitude the engine performance diminishes. From 1,000 m above sea level and for every 1,000 m thereafter 10% of the vehicle/trailer weight (trailer weight + gross vehicle weight) must be deducted.
- 05 Thanks to the knock control, unleaded four star (at least 95 RON) can be used instead of Super plus unleaded. In order to achieve maximum fuel consumption benefits on the FSI engine, Ultra Low Sulphur Petrol (ULSP) must be used.
- 06 The use of RME and FAME (bio diesel) is not possible.
- 07 Official fuel consumption according to EU Directive 99/94. The consumption calculation according to 1999/100/EC is based on the actual unladen weight of the vehicle. Additional specifications can lead to a higher weight class and hence to consumption figures of this higher weight class. The driving style, road and traffic conditions, environmental influences and vehicle condition can in practice lead to consumption figures, which may differ from those calculated with this standard.
- 08 The weight of a vehicle will influence the level of CO₂ emission it produces; as a result, vehicles with higher levels of specification and factory-fitted options may emit higher levels of CO₂. The CO₂ figure quoted for each vehicle is the maximum possible. The unladen weight of the vehicle is calculated by range at the time of manufacture and the maximum possible CO₂ emission for that weight range is applied according to the Council Directive 80/1268EEC as amended by Commission Directive 1999/100/EC on the approximation of the laws of the member states relating to the carbon dioxide emissions and the fuel consumption of motor vehicles.

SE, Sport – 1.4 litre TSI 140 PS.

Technical specification.

		Manual	
Engine	Engine type	Four cylinder petrol	
	Cubic capacity, ltrs/cc	1.4/1390	
	Bore/stroke, mm	76.5/75.6	
	Max. output, PS ⁽⁰¹⁾ /kW at rpm	140/103 5600	
	Max. torque, lbs.ft/Nm at rpm	162/220 1750	
	Compression ratio	10.0 : 1	
	Gearbox	Six speed manual	
	Alternator, A	90	
	Battery, A (Ah)	220 (44)	
Weights, kgs ⁽⁰²⁾	Unladen weight ⁽⁰³⁾	1478	
	Gross vehicle weight	2150	
	Payload ⁽⁰³⁾	672	
	Axle load limit: Front Rear	1110 1100	
Trailer load limits, kgs ⁽⁰⁴⁾	Braked 12% incline	1500	
	Unbraked	750	
	Max. roof load	100	
Performance	Top speed†, mph (km/h)	124 (200)	
	Acceleration, secs 0 - 62 mph	9.8	
	ABI insurance group	TBA	
Environmental information	Fuel grade, minimum	Unleaded, 95 RON ⁽⁰⁵⁾	
	Official fuel consumption, mpg/ltr per 100 km ⁽⁰⁷⁾		
	Urban	28.8/9.8	
	Extra-urban	45.6/6.2	
	Combined	37.7/7.5	
	Official CO ₂ emission, g/km ⁽⁰⁸⁾	180	
	Emission class	EURO 4	
Noise, dB	72		

† Where the law permits.

Notes.

- 01 The maximum power output figures are quoted in PS (or Pferdestärke, which is the metric equivalent of horsepower). To convert from metric to imperial horsepower, divide the PS figure by 1.0139.
- 02 Figures shown are for the seven seater.
- 03 Figures are calculated in accordance with manufacturer's criteria. Vehicle unladen weight ranges with 90% tank capacity without driver. The individual unladen weight depends on the specification of the vehicle, this then reduces the possible payload accordingly.
- 04 With increasing altitude the engine performance diminishes. From 1,000 m above sea level and for every 1,000 m thereafter 10% of the vehicle/trailer weight (trailer weight + gross vehicle weight) must be deducted.
- 05 Thanks to the knock control, unleaded four star (at least 95 RON) can be used instead of Super plus unleaded. In order to achieve maximum fuel consumption benefits on the FSI engine, Ultra Low Sulphur Petrol (ULSP) must be used.
- 06 The use of RME and FAME (bio diesel) is not possible.
- 07 Official fuel consumption according to EU Directive 99/94. The consumption calculation according to 1999/100/EC is based on the actual unladen weight of the vehicle. Additional specifications can lead to a higher weight class and hence to consumption figures of this higher weight class. The driving style, road and traffic conditions, environmental influences and vehicle condition can in practice lead to consumption figures, which may differ from those calculated with this standard.
- 08 The weight of a vehicle will influence the level of CO₂ emission it produces; as a result, vehicles with higher levels of specification and factory-fitted options may emit higher levels of CO₂. The CO₂ figure quoted for each vehicle is the maximum possible. The unladen weight of the vehicle is calculated by range at the time of manufacture and the maximum possible CO₂ emission for that weight range is applied according to the Council Directive 80/1268EEC as amended by Commission Directive 1999/100/EC on the approximation of the laws of the member states relating to the carbon dioxide emissions and the fuel consumption of motor vehicles.

S – 1.9 litre TDI 90 PS.

Technical specification.

		Manual	
Engine	Engine type	Four cylinder diesel	
	Cubic capacity, ltrs/cc	1.9/1896	
	Bore/stroke, mm	79.5/95	
	Max. output, PS ⁽⁰¹⁾ /kW at rpm	90/66 4000	
	Max. torque, lbs.ft/Nm at rpm	155/210 1800	
	Compression ratio	19.0 : 1	
	Gearbox	Six speed manual	
	Alternator, A	110	
	Battery, A (Ah)	330 (61)	
Weights, kgs ⁽⁰²⁾	Unladen weight ⁽⁰³⁾	1498	
	Gross vehicle weight	2160	
	Payload ⁽⁰³⁾	662	
	Axle load limit: Front Rear	1130 1090	
Trailer load limits, kgs ⁽⁰⁴⁾	Braked 12% incline	1300	
	Unbraked	750	
	Max. roof load	100	
Performance	Top speed†, mph (km/h)	106 (171)	
	Acceleration, secs 0 - 62 mph	14.9	
	ABI insurance group	6	
Environmental information	Fuel grade, minimum	Diesel ⁽⁰⁶⁾	
	Official fuel consumption, mpg/ltr per 100 km ⁽⁰⁷⁾		
	Urban	37.7/7.5	
	Extra-urban	53.3/5.3	
	Combined	47.1/6.0	
	Official CO ₂ emission, g/km ⁽⁰⁸⁾	162	
	Emission class	EURO 4	
Noise, dB	73		

† Where the law permits.

Notes.

- 01 The maximum power output figures are quoted in PS (or Pferdestärke, which is the metric equivalent of horsepower). To convert from metric to imperial horsepower, divide the PS figure by 1.0139.
- 02 Figures shown are for the seven seater.
- 03 Figures are calculated in accordance with manufacturer's criteria. Vehicle unladen weight ranges with 90% tank capacity without driver. The individual unladen weight depends on the specification of the vehicle, this then reduces the possible payload accordingly.
- 04 With increasing altitude the engine performance diminishes. From 1,000 m above sea level and for every 1,000 m thereafter 10% of the vehicle/trailer weight (trailer weight + gross vehicle weight) must be deducted.
- 05 Thanks to the knock control, unleaded four star (at least 95 RON) can be used instead of Super plus unleaded. In order to achieve maximum fuel consumption benefits on the FSI engine, Ultra Low Sulphur Petrol (ULSP) must be used.
- 06 The use of RME and FAME (bio diesel) is not possible.
- 07 Official fuel consumption according to EU Directive 99/94. The consumption calculation according to 1999/100/EC is based on the actual unladen weight of the vehicle. Additional specifications can lead to a higher weight class and hence to consumption figures of this higher weight class. The driving style, road and traffic conditions, environmental influences and vehicle condition can in practice lead to consumption figures, which may differ from those calculated with this standard.
- 08 The weight of a vehicle will influence the level of CO₂ emission it produces; as a result, vehicles with higher levels of specification and factory-fitted options may emit higher levels of CO₂. The CO₂ figure quoted for each vehicle is the maximum possible. The unladen weight of the vehicle is calculated by range at the time of manufacture and the maximum possible CO₂ emission for that weight range is applied according to the Council Directive 80/1268EEC as amended by Commission Directive 1999/100/EC on the approximation of the laws of the member states relating to the carbon dioxide emissions and the fuel consumption of motor vehicles.

S, SE – 1.9 litre TDI 105 PS.

Technical specification.

		Manual	
Engine	Engine type	Four cylinder diesel	
	Cubic capacity, ltrs/cc	1.9/1896	
	Bore/stroke, mm	79.5/95.5	
	Max. output, PS ⁽⁰¹⁾ /kW at rpm	105/77 4000	
	Max. torque, lbs.ft/Nm at rpm	185/250 1900	
	Compression ratio	19.0 : 1	
	Gearbox	Six speed manual	
	Alternator, A	110	
	Battery, A (Ah)	330 (61)	
Weights, kgs ⁽⁰²⁾	Unladen weight ⁽⁰³⁾	1498	
	Gross vehicle weight	2160	
	Payload ⁽⁰³⁾	662	
	Axle load limit: Front Rear	1130 1090	
Trailer load limits, kgs ⁽⁰⁴⁾	Braked 12% incline	1500	
	Unbraked	750	
	Max. roof load	100	
Performance	Top speed†, mph (km/h)	110 (177)	
	Acceleration, secs 0 - 62 mph	13.2	
	ABI insurance group	6	
Environmental information	Fuel grade, minimum	Diesel ⁽⁰⁶⁾	
	Official fuel consumption, mpg/ltr per 100 km ⁽⁰⁷⁾		
	Urban	37.7/7.5	
	Extra-urban	53.3/5.3	
	Combined	47.1/6.0	
	Official CO ₂ emission, g/km ⁽⁰⁸⁾	162	
Emission class	EURO 4		
Noise, dB	72		

† Where the law permits.

Notes.

- 01 The maximum power output figures are quoted in PS (or Pferdestärke, which is the metric equivalent of horsepower). To convert from metric to imperial horsepower, divide the PS figure by 1.0139.
- 02 Figures shown are for the seven seater.
- 03 Figures are calculated in accordance with manufacturer's criteria. Vehicle unladen weight ranges with 90% tank capacity without driver. The individual unladen weight depends on the specification of the vehicle, this then reduces the possible payload accordingly.
- 04 With increasing altitude the engine performance diminishes. From 1,000 m above sea level and for every 1,000 m thereafter 10% of the vehicle/trailer weight (trailer weight + gross vehicle weight) must be deducted.
- 05 Thanks to the knock control, unleaded four star (at least 95 RON) can be used instead of Super plus unleaded. In order to achieve maximum fuel consumption benefits on the FSI engine, Ultra Low Sulphur Petrol (ULSP) must be used.
- 06 The use of RME and FAME (bio diesel) is not possible.
- 07 Official fuel consumption according to EU Directive 99/94. The consumption calculation according to 1999/100/EC is based on the actual unladen weight of the vehicle. Additional specifications can lead to a higher weight class and hence to consumption figures of this higher weight class. The driving style, road and traffic conditions, environmental influences and vehicle condition can in practice lead to consumption figures, which may differ from those calculated with this standard.
- 08 The weight of a vehicle will influence the level of CO₂ emission it produces; as a result, vehicles with higher levels of specification and factory-fitted options may emit higher levels of CO₂. The CO₂ figure quoted for each vehicle is the maximum possible. The unladen weight of the vehicle is calculated by range at the time of manufacture and the maximum possible CO₂ emission for that weight range is applied according to the Council Directive 80/1268EEC as amended by Commission Directive 1999/100/EC on the approximation of the laws of the member states relating to the carbon dioxide emissions and the fuel consumption of motor vehicles.

SE, Sport – 2.0 litre TDI 140 PS.

Technical specification.

		Manual	Automatic DSG
Engine	Engine type	Four cylinder diesel	Four cylinder diesel
	Cubic capacity, ltrs/cc	2.0/1968	2.0/1968
	Bore/stroke, mm	81.0/95.5	81.0/95.5
	Max. output, PS ⁽⁰¹⁾ /kW at rpm	140/103 4000	140/103 4000
	Max. torque, lbs.ft/Nm at rpm	236/320 1750	236/320 1750
	Compression ratio	18.5 : 1	18.5 : 1
	Gearbox	Six speed manual	Six speed automatic DSG
	Alternator, A	110	110
	Battery, A (Ah)	330 (61)	330 (61)
Weights, kgs ⁽⁰²⁾	Unladen weight ⁽⁰³⁾	1558	1592
	Gross vehicle weight	2210	2240
	Payload ⁽⁰³⁾	652	648
	Axle load limit: Front Rear	1160 1110	1190 1110
Trailer load limits, kgs ⁽⁰⁴⁾	Braked 12% incline	1500	1500
	Unbraked	750	750
	Max. roof load	100	100
Performance	Top speed†, mph (km/h)	124 (200)	123 (198)
	Acceleration, secs 0 - 62 mph	10.2	10.3
	ABI insurance group	9	9
Environmental information	Fuel grade, minimum	Diesel ⁽⁰⁶⁾	Diesel ⁽⁰⁶⁾
	Official fuel consumption, mpg/ltr per 100 km ⁽⁰⁷⁾		
	Urban	36.7/7.7	33.6/8.4
	Extra-urban	53.3/5.3	51.4/5.5
	Combined	46.3/6.1	42.8/6.6
	Official CO ₂ emission, g/km ⁽⁰⁸⁾	165	178
	Emission class	EURO 4	EURO 4
Noise, dB	72	71	

† Where the law permits.

Notes.

- 01 The maximum power output figures are quoted in PS (or Pferdestärke, which is the metric equivalent of horsepower). To convert from metric to imperial horsepower, divide the PS figure by 1.0139.
- 02 Figures shown are for the seven seater.
- 03 Figures are calculated in accordance with manufacturer's criteria. Vehicle unladen weight ranges with 90% tank capacity without driver. The individual unladen weight depends on the specification of the vehicle, this then reduces the possible payload accordingly.
- 04 With increasing altitude the engine performance diminishes. From 1,000 m above sea level and for every 1,000 m thereafter 10% of the vehicle/trailer weight (trailer weight + gross vehicle weight) must be deducted.
- 05 Thanks to the knock control, unleaded four star (at least 95 RON) can be used instead of Super plus unleaded. In order to achieve maximum fuel consumption benefits on the FSI engine, Ultra Low Sulphur Petrol (ULSP) must be used.
- 06 The use of RME and FAME (bio diesel) is not possible.
- 07 Official fuel consumption according to EU Directive 99/94. The consumption calculation according to 1999/100/EC is based on the actual unladen weight of the vehicle. Additional specifications can lead to a higher weight class and hence to consumption figures of this higher weight class. The driving style, road and traffic conditions, environmental influences and vehicle condition can in practice lead to consumption figures, which may differ from those calculated with this standard.
- 08 The weight of a vehicle will influence the level of CO₂ emission it produces; as a result, vehicles with higher levels of specification and factory-fitted options may emit higher levels of CO₂. The CO₂ figure quoted for each vehicle is the maximum possible. The unladen weight of the vehicle is calculated by range at the time of manufacture and the maximum possible CO₂ emission for that weight range is applied according to the Council Directive 80/1268EEC as amended by Commission Directive 1999/100/EC on the approximation of the laws of the member states relating to the carbon dioxide emissions and the fuel consumption of motor vehicles.

SE, Sport – 2.0 litre TDI 170 PS.

Technical specification.

		Manual	Automatic DSG
Engine	Engine type	Four cylinder diesel	Four cylinder diesel
	Cubic capacity, ltrs/cc	2.0/1968	2.0/1968
	Bore/stroke, mm	81.0/95.5	81.0/95.5
	Max. output, PS ⁽⁰¹⁾ /kW at rpm	170/125 4200	170/125 4200
	Max. torque, lbs.ft./Nm at rpm	258/350 2000	258/350 2000
	Compression ratio	18.5 : 1	18.5 : 1
	Gearbox	Six speed manual	Six speed automatic DSG
	Alternator, A	110	110
	Battery, A (Ah)	330 (61)	330 (61)
Weights, kgs ⁽⁰²⁾	Unladen weight ⁽⁰³⁾	1551	1585
	Gross vehicle weight	2210	2240
	Payload ⁽⁰³⁾	659	655
	Axle load limit: Front Rear	1170 1110	1200 1110
Trailer load limits, kgs ⁽⁰⁴⁾	Braked 12% incline	1600	1600
	Unbraked	750	750
	Max. roof load	100	100
Performance	Top speed†, mph (km/h)	133 (214)	132 (212)
	Acceleration, secs 0 - 62 mph	9.0	9.1
	ABI insurance group	TBA	TBA
Environmental information	Fuel grade, minimum	Diesel ⁽⁰⁶⁾	Diesel ⁽⁰⁶⁾
	Official fuel consumption, mpg/ltr per 100 km ⁽⁰⁷⁾		
	Urban	33.2/8.5	32.1/8.8
	Extra-urban	50.4/5.6	47.9/5.9
	Combined	42.8/6.6	40.4/7.0
	Official CO ₂ emission, g/km ⁽⁰⁸⁾	179	189
	Emission class	EURO 4	EURO 4
Noise, dB	75	69	

† Where the law permits.

Notes.

- 01 The maximum power output figures are quoted in PS (or Pferdestärke, which is the metric equivalent of horsepower). To convert from metric to imperial horsepower, divide the PS figure by 1.0139.
- 02 Figures shown are for the seven seater.
- 03 Figures are calculated in accordance with manufacturer's criteria. Vehicle unladen weight ranges with 90% tank capacity without driver. The individual unladen weight depends on the specification of the vehicle, this then reduces the possible payload accordingly.
- 04 With increasing altitude the engine performance diminishes. From 1,000 m above sea level and for every 1,000 m thereafter 10% of the vehicle/trailer weight (trailer weight + gross vehicle weight) must be deducted.
- 05 Thanks to the knock control, unleaded four star (at least 95 RON) can be used instead of Super plus unleaded. In order to achieve maximum fuel consumption benefits on the FSI engine, Ultra Low Sulphur Petrol (ULSP) must be used.
- 06 The use of RME and FAME (bio diesel) is not possible.
- 07 Official fuel consumption according to EU Directive 99/94. The consumption calculation according to 1999/100/EC is based on the actual unladen weight of the vehicle. Additional specifications can lead to a higher weight class and hence to consumption figures of this higher weight class. The driving style, road and traffic conditions, environmental influences and vehicle condition can in practice lead to consumption figures, which may differ from those calculated with this standard.
- 08 The weight of a vehicle will influence the level of CO₂ emission it produces; as a result, vehicles with higher levels of specification and factory-fitted options may emit higher levels of CO₂. The CO₂ figure quoted for each vehicle is the maximum possible. The unladen weight of the vehicle is calculated by range at the time of manufacture and the maximum possible CO₂ emission for that weight range is applied according to the Council Directive 80/1268EEC as amended by Commission Directive 1999/100/EC on the approximation of the laws of the member states relating to the carbon dioxide emissions and the fuel consumption of motor vehicles.

The technology.

Transmission

- Front-wheel drive
- Five speed manual gearbox: 1.6 litre 102 PS
- Six speed manual gearbox: all models except 1.6 litre 102 PS
- Six speed automatic tiptronic gearbox: 1.6 litre 115 PS
- Six speed automatic DSG gearbox: 2.0 litre TDI 140 PS, 2.0 litre TDI 170 PS

Steering

- Maintenance-free rack and pinion steering rack with speed related, electronically controlled servo assistance
- Height and reach adjustable and collapsible safety steering column

Running gear

- Front suspension uses coil springs with telescopic shock absorbers; all elements integrated in chassis legs
- Rear suspension with oil pressure shock absorbers and separate springs
- Wheel control: front through chassis legs and (lower) triangular wishbones (directionally stabilising steering roll radius), at rear through four link suspension with integrated anti-roll bar
- Front anti-roll bar
- Electronic Stabilisation Programme (ESP) including Hydraulic Brake Assist (HBA), Electronic Differential Lock (EDL) and Traction Control (ASR)

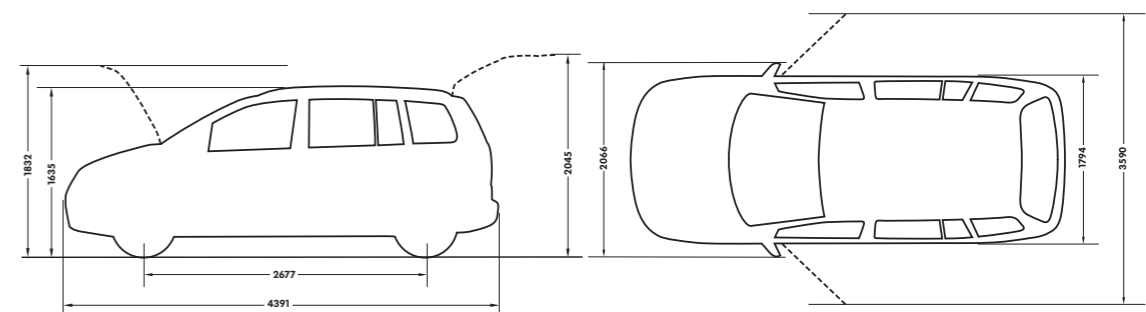
Engines

- Front transversely-mounted engine
- 1.6 litre/102 PS ⁽⁰¹⁾ (75 kW) petrol engine. Four cylinder in-line engine, aluminium cylinder head, two valves per cylinder with roller rocker valves, programmed ignition with cylinder-selective anti-knock control, four single spark ignition coils, longlife spark plugs, exhaust gas recirculation, three-way front catalyst, lambda control, NOx storage catalyst
- 1.6 litre/115 PS ⁽⁰¹⁾ (85 kW) petrol engine. Four cylinder in-line engine, aluminium cylinder head, four valves per cylinder with roller rocker valves, electronic direct injection (FSI), programmed ignition with cylinder-selective anti-knock control, four single spark ignition coils, longlife spark plugs, exhaust gas recirculation, three-way front catalyst, lambda control, NOx storage catalyst
- 1.4 litre/140 PS ⁽⁰¹⁾ (103 kW) petrol engine: TBA
- 1.9 litre/90 PS ⁽⁰¹⁾ (66 kW) diesel engine. Four cylinder in-line engine, two valves per cylinder, electronically controlled direct injection with 'Pumpe Düse' injection system, oil cooler, intercooler, exhaust gas recirculation, oxidation catalyst, turbocharger with variable turbine geometry
- 1.9 litre/105 PS ⁽⁰¹⁾ (77 kW) diesel engine. Four cylinder in-line engine, two valves per cylinder, electronically controlled direct injection with 'Pumpe Düse' injection system, oil cooler, intercooler, exhaust gas recirculation, oxidation catalyst, turbocharger with variable turbine geometry
- 2.0 litre/140 PS ⁽⁰¹⁾ (103 kW) diesel engine. Four cylinder in-line engine, four valves per cylinder, electronically controlled direct injection with 'Pumpe Düse' injection system, oil cooler, intercooler, exhaust gas recirculation, oxidation catalyst, turbocharger with variable turbine geometry
- 2.0 litre/170 PS ⁽⁰¹⁾ (125 kW) diesel engine: TBA

Dimensions.

Exterior dimensions		
	Length, mm	4391
	Width, mm	1794
	Width – opened front doors, mm	3590
	Height, mm	1635
	Height – opened bonnet/floor, mm	1832
	Height – opened tailgate/floor, mm	2045
	Wheelbase, mm	2677

01 The maximum power output figures are quoted in PS (or Pferdestärke, which is the metric equivalent of horsepower). To convert from metric to imperial horsepower, divide the PS figure by 1.0139.



Volkswagen service for your peace of mind.

The Volkswagen Warranty.

Three-year Warranty.

All Volkswagen Tourans come with a three-year/60,000 miles warranty, which protects your car against the failure of most mechanical and electrical components due to manufacturing defects. This comprises a two-year manufacturer's warranty with unlimited mileage plus a further one-year/60,000 miles (whichever is soonest) Retailer Warranty. Should the mileage exceed 60,000 miles within the first two years, the manufacturer's two-year warranty will still be valid. If an additional warranty for subsequent years or higher mileage is desired, it may be purchased from an authorised Volkswagen retailer or repairer; however, this additional warranty must be purchased before the mileage reaches 60,000. Full details of the three-year warranty are available from your authorised Volkswagen retailer or repairer.

Three-year Paint Warranty.

The paintwork of the Touran is covered against manufacturing defects for a period of three years. Naturally, the Touran must be cared for in compliance with the operating instructions which will be found in your vehicle handbook. Please consult your authorised Volkswagen retailer or repairer for full warranty details.

12-year Body Protection Warranty.

The internal body sections and panels of the Tourans are covered against rusting through from the inside for 12 years. Naturally, the Touran must be cared for in compliance with the operating instructions. Please consult your authorised Volkswagen retailer or repairer for full warranty details.

Service Intervals.

Volkswagen are pleased to offer you a choice on how your Touran is serviced. The appropriate selection is entirely dependent on how the car is likely to be driven and its general use. To help you identify which type of service would be most suitable, please refer to the following guide.

The Time and Distance Service is recommended for vehicles that will cover less than 10,000 miles in 12 months and if the vehicle is likely to be used in the following way:

- Predominantly urban driving, short journeys with frequent cold starts.
- Activities regularly producing high engine loading, e.g. frequent hill climbs, driving with vehicle fully loaded and towing.
- Uneconomical driving style using high rpms with heavy acceleration and heavy braking.

The service intervals for the Time and Distance Service are as follows:

- Oil change service
Every 10,000 miles/1 year (whichever is soonest).
- Interval service
Every 20,000 miles/2 years (whichever is soonest).
- Interval service inspection
Every 40,000 miles/4 years (whichever is soonest).

The LongLife Service is recommended for vehicles with a daily mileage of more than 25 miles where the vehicle is driven regularly mainly on longer distance journeys. The vehicle is driven mainly at a constant speed with minimum vehicle and engine loading, minimal towing and driven in an economical manner.

With the LongLife Service the vehicle can cover anywhere between 10,000* and a maximum of 20,000* miles or 24 months (whichever is soonest).

* Please note that mileages are approximate as the service indicator system uses kilometres as the distance measurement.

Please consult your authorised Volkswagen retailer or repairer for advice and full details.

Approved Accessories.

A comprehensive range of accessories from alloy wheels to carpet mats is available to complement the factory-fitted option list. Volkswagen Approved accessories purchased from and fitted by your authorised Volkswagen retailer at the point of vehicle sale will also benefit from the three-year vehicle warranty.

Volkswagen Insurance.

Competitive insurance premiums are available to Volkswagen owners through Volkswagen Insurance Service (Great Britain) Limited. Volkswagen Insurance guarantees that all repair work is undertaken by an authorised Volkswagen retailer or repairer. For a quotation, telephone Linkline on 0845 600 8006.

Extended Warranty.

You may purchase additional protection from your authorised Volkswagen retailer or repairer, or contact 0870 9000 115.

Volkswagen Finance†.

Volkswagen Finance specialises in providing funding solutions for Volkswagen drivers. Whether your Volkswagen is for private or business use, you can choose from a range of funding options.

Here is our full range of finance products.

- Solutions – a personal contract plan
- Hire purchase
- Lease purchase
- Finance lease
- Contract hire

With all Volkswagen Finance products you can choose a fixed-cost maintenance plan to help you budget for your servicing and maintenance costs.

No matter what finance product you choose, your local Volkswagen retailer will be able to provide you with a personalised quote that could meet your budget and vehicle needs.

Volkswagen Assistance.

Every new car is registered for Volkswagen Assistance for one year. This provides vehicle recovery in the unlikely event of a breakdown (subject to conditions). Volkswagen Assistance can also be purchased for subsequent years. For full details, please contact your authorised Volkswagen retailer.

Tax Free Sales.

For full details, please contact your authorised Volkswagen retailer.

CO₂ Emission.

The weight of a vehicle will influence the level of CO₂ emission it produces; as a result, vehicles with higher levels of specification and factory-fitted options may emit higher levels of CO₂.

The CO₂ figure quoted for each vehicle is the maximum possible. The unladen weight of the vehicle is calculated by range at the time of manufacture and the maximum possible CO₂ emission for that weight range is applied according to the Council Directive 80/1268EEC as amended by Commission Directive 1999/100/EC on the approximation of the laws of the member states relating to the carbon dioxide emissions and the fuel consumption of motor vehicles.

Please Note:

Some illustrations in this brochure do not necessarily reflect UK specifications and may not be available. In particular, controls and some items of equipment are positioned differently for the UK.

The specifications contained in this brochure are for information purposes only and are subject to change. If you require any specific feature, you must consult your authorised Volkswagen retailer who is regularly updated with any change in specification. Please check model availability and full specification details with your authorised Volkswagen retailer prior to ordering.

Note: We would like to advise you that telephone calls to Volkswagen Customer Care may be monitored and recorded as part of our training and quality assurance processes. All our monitoring and recording processes meet Ofcom regulations.

† Volkswagen Finance is a trading name of Volkswagen Financial Services (UK) Limited.

An offer of finance depends on certain conditions. Available to people over 18 in the UK only.