



# THE NEW 2021 F-150®





THE NEW 2021 FORD F-150®

# TOUGH GETS TOUGHER.



That's right. Two new trucks just joined the team. Introducing the new F-150 TREMOR™ and the most off-road capable, best performing F-150 RAPTOR® ever. They're adding more off-road toughness to the toughest, most productive Ford F-150 lineup ever. Plus, we're introducing more technology and productivity features, including available Continuously Controlled Damping (CCD) suspension and available first-in-class<sup>2</sup> Onboard Scales and Smart Hitch. You have great power of choice, with 8 trim levels from the XL to the RAPTOR, 7 engines, 3 cabs, 3 box lengths, and loads of capability and appearance packages. Best-in-Class available towing and payload numbers are backed by legendary Built Ford Tough® brawn, durability and longevity. The more you have to do, the more ways the new 2021 F-150 can help you get it done. It's cutting edge, hardworking, and out in front.

**BEST-IN-CLASS  
14,000 LBS.**  
MAX. AVAILABLE TOWING<sup>3</sup>

**BEST-IN-CLASS  
3,325 LBS.**  
MAX. AVAILABLE PAYLOAD<sup>4</sup>

**MAX. AVAILABLE  
450 HP<sup>5</sup>**

**MAX. AVAILABLE  
570 LB.-FT.  
TORQUE<sup>6</sup>**

**TREMOR SUPERCREW® 4x4.** Oxford White. Available equipment.  
(Max. Payload 1,670 lbs. and Max. Towing 10,900 lbs., when properly equipped with the available Trailer Tow Package.)

Vehicle imagery throughout this brochure may be computer-generated and may include available and aftermarket equipment.

Horsepower, torque, payload and towing are independent attributes and may not be achieved simultaneously. For additional information, see your Ford Dealer.

**1.** Best-selling trucks for 44 years based on 1977-2020 CY total sales. **2.** Class is Full-Size Pickups under 8,500 lbs. GVWR. **3.** Max. towing of 14,000 lbs. available on XL SuperCab™ 8' box 4x2 and SuperCrew 4x2 configurations with the available 3.5L EcoBoost® engine and available Max. Trailer Tow Package (not shown). Max. towing varies based on cargo, vehicle configuration, accessories and number of passengers. **4.** Max. payload of 3,325 lbs. available on XL Regular Cab 4x2 with available 8' box, available 5.0L V8 engine and available Max. Trailer Tow and Heavy-Duty Payload Packages (not shown). Max. payload varies and is based on accessories and vehicle configuration. See label on door jamb for carrying capacity of a specific vehicle. **5.** Max. horsepower based on the available High-Output 3.5L EcoBoost engine on RAPTOR (not shown). Horsepower rating based on premium fuel per SAE J1349® standard. Your results may vary. **6.** Max. torque based on the available 3.5L PowerBoost™ engine. Calculated via combined performance of the engine and electric motor(s) with peak battery power. The calculations utilize SAE J1349 engine results and Ford electric motor dyno testing. Your results may vary.

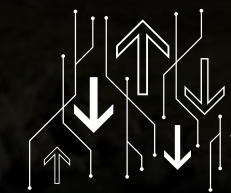
# BRILLIANT STRENGTH.

It's an old adage: choose brains or brawn, you can't have both. Yet Built Ford Tough® trucks have combined them for decades. The 2021 Ford F-150® lineup takes the partnership even further. Visionary technology and massive capability work in unison to make life easier and to outsmart difficult challenges. This isn't brains vs. brawn. No, this is brains *and* brawn – a unique combination of features and capabilities that can help you be more productive whether you're on the clock or off. Here's proof.

## CLASS-EXCLUSIVE FEATURES

● STANDARD ○ AVAILABLE

- 10-SPEED AUTOMATIC TRANSMISSION
- HIGH-STRENGTH, MILITARY-GRADE, ALUMINUM ALLOY<sup>1</sup> BODY AND BOX
- TRAILER REVERSE GUIDANCE
- 3.5L POWERBOOST™ FULL HYBRID V6 ENGINE
- 2KW, 2.4KW AND 7.2KW PRO POWER ONBOARD
- ZONE LIGHTING
- 12" DIGITAL, CONFIGURABLE GAUGE CLUSTER WITH MESSAGE CENTER
- INTERIOR WORK SURFACE
- MAX RECLINE FRONT SEATS
- ONBOARD SCALES
- SMART HITCH
- BOXLINK™ WITH LOCKING CLEATS
- STOWABLE LOADING RAMPS
- STOWABLE SHIFTER
- MULTICONTOUR FRONT SEATS WITH ACTIVE MOTION®
- INTELLIGENT ADAPTIVE CRUISE CONTROL
- INTERSECTION ASSIST
- EVASIVE STEERING ASSIST
- POST-COLLISION BRAKING
- ACTIVE PARK ASSIST™ 2.0
- FORD BLUECRUISE HANDS-FREE HIGHWAY DRIVING TECHNOLOGY



## FORD POWER-UP SOFTWARE UPDATES.

From new features to minor software enhancements, we can continuously keep your truck on the forefront of technology. Software updates<sup>2</sup> are delivered wirelessly – directly to your vehicle via standard FordPass™ Connect or Wi-Fi. So we can make sure your truck has the very latest without missing a beat.

**XL REGULAR CAB 4x4.** Agate Black Metallic. Available Chrome Package. Available equipment.

<sup>1</sup> 6000-series aluminum alloy. <sup>2</sup> FordPass Connect, the FordPass App, and complimentary Connected Service are required for remote features (see FordPass Terms for details). Connected service and features depend on compatible AT&T network availability. Evolving technology/cellular networks/vehicle capability may limit functionality and prevent operation of connected features. Connected service excludes Wi-Fi hotspot.

**XLT SUPERCAB™ 4x4.** Space White Metallic. Available Chrome Package. Available equipment.

# TRAIL-READY WORKHORSE.

TREMOR



Rocky trails, dusty two-tracks and muddy bogs – the new Ford F-150® TREMOR™ pickup is built for these. In fact, it's built to play hard and work hard. Off-road capability is in abundance thanks to a beefed-up equipment list that includes an off-road suspension with monotube front and twin-tube rear shocks, unique control arms and front knuckles, and an available 4.10 front axle with TORSEN® differential. Outside, TREMOR gets knobby 33" General™ Grabber™ all-terrain tires, a front bash plate, skid plates, dual exhaust and more. The 3.5L EcoBoost® engine puts 400 max. horsepower and 500 lb.-ft. of max. torque at your disposal. Choose from electronic shift-on-the-fly 4WD, or the available 2-speed automatic Torque-On-Demand® 4WD with Hi-Lock transfer case. Then, up your off-roading prowess even further with the available Trail Control™ with Trail 1-Pedal Drive and Trail Turn Assist. You're always ready to rock in the new F-150 TREMOR.

**TREMOR SUPERCREW® 4x4.** Iconic Silver Metallic. Available equipment. (Max. Payload 1,670 lbs. and Max. Towing 10,900 lbs., when properly equipped with the available Trailer Tow Package.)

1. Suspension travel increase compared to commonly equipped 4x4 models with integrated hitch and available FX4 Off-Road Package. 2. When equipped with the available Trailer Tow Package. Max. towing varies based on cargo, vehicle configuration, accessories and number of passengers. 3. Max. payload varies and is based on accessories and vehicle configuration. See label on door jamb for carrying capacity of a specific vehicle.

Horsepower, torque, payload and towing are independent attributes and may not be achieved simultaneously.

## UNIQUE TO TREMOR

Approach angle	27.6°
Breakover angle	21.2°
Departure angle	24.3°
Track (front/rear)	68.5"/69.1"
Suspension travel (front/rear) <sup>1</sup>	+1.5"/+1.0"



### ROCK CRAWL MODE

Locks the rear axle, turns off stability and traction control, reduces throttle response, adjusts shift points, and displays the available 360-degree camera view.



### 10,900-LB. MAX. AVAILABLE TOW RATING<sup>2</sup>

Makes it easy to bring your recreational gear – camper, boat, UTVs – along for the ride. With a max. available payload rating<sup>3</sup> of 1,885 lbs., TREMOR is also built to haul.



### 3 EXCLUSIVE TREMOR INTERIORS

All feature Black seating with Active Orange accents and special stitching. Plus, every F-150 TREMOR gets 6 upfitter switches in the overhead console for auxiliary equipment.

**RAPTOR**

# OFF-ROAD BEAST.

Yes, the Ford F-150® RAPTOR® is back. And it is built for THIS. You're looking at the most off-road capable, best performing RAPTOR ever. This new, 3rd-gen RAPTOR is packed with Built Ford Tough® engineering innovations inspired by the wild demands of desert racing – where drivers not only speed over rough terrain, but “may” even jump and catch air. The new 5-link rear suspension with Panhard rod is designed to deliver more control and torque to the ground in high-speed desert driving situations. Suspension travel has increased this year. Plus, it has longest-in-class 24" rear coil springs. Adjust the sound of your ride with the class-exclusive active valve exhaust featuring 4 modes: Quiet, Normal, Sport and Baja. Then pick from 7 Selectable Drive Modes, which also include a Baja mode, to dial up the ride of your life. Straight out of the factory.



**HIGH-OUTPUT  
3.5L ECOBOOST®  
ENGINE**

**450** Max. HP<sup>1</sup> | **510** lb.-ft. Max. Torque<sup>1</sup>

**EPA-Estimated Fuel Economy Ratings for all F-150 engines can be found on the inside back cover of this brochure.**



**CLASS-EXCLUSIVE 37" TIRES**  
Get the available RAPTOR 37 Performance Package for 17" forged aluminum bead-lock capable wheels and the only 37" factory-fitted tires in the class.



**NEXT-GEN FOX™ RACING SHOXS™**  
Electronically controlled FOX Racing Shox with Live Valve™ Technology are sport-tuned when you step up to the available RAPTOR 37 Performance Package.



**NEW 5-LINK REAR SUSPENSION**  
Extra-long trailing arms better maintain axle position on rough terrain. This setup also offers 15" max. rear wheel travel – 25% more than a 1st-gen RAPTOR.



**RAPTOR 37 PERFORMANCE PACKAGE**  
Rhapsody Blue leather-trimmed RECARO® front seats with Alcantara® inserts are exclusive to this available package. You also get carbon fiber interior accents and more.

**RAPTOR SUPERCREW® 4x4.** Code Orange Metallic. Available RAPTOR 37 Performance Package. Available equipment.  
Professional driver on a closed course. Always consult the RAPTOR supplement to the owner's manual before off-road driving, know your terrain and trail difficulty, and use appropriate safety gear.

<sup>1</sup> Horsepower and torque ratings based on premium fuel per SAE J1349® standard. Your results may vary. Horsepower and torque are independent attributes and may not be achieved simultaneously.



# NOW ENTERING HANDS-FREE ZONE.

Road-trip drivers rejoice – available Ford BlueCruise<sup>1</sup> has arrived. It's our Ford Co-Pilot360™ Technology designed to help reduce the stress of some divided highway driving situations. Ford BlueCruise builds upon available Intelligent Adaptive Cruise Control with Stop-and-Go, Lane Centering and Speed Sign Recognition. It allows you to operate the vehicle hands-free, while being monitored by a driver-facing camera to make sure you're keeping your eyes on the road. This feature is compatible on prequalified sections of divided highways called Hands-Free Blue Zones that make up over 100,000 miles of North American roads. In addition to Ford BlueCruise, there's an available hands-on Lane Centering Mode that works on most roads with lane lines and can help keep the vehicle centered in the lane. Ford BlueCruise availability varies by model. Please see the Specifications for details.

**LIMITED SUPERCREW® 4x4.** Admiral Blue/Light Slate interior. Available equipment.

1. Driver-assist features are supplemental and do not replace the driver's attention, judgment and need to control the vehicle. Ford BlueCruise is a hands-free highway driving feature. Only remove hands from the steering wheel when in a Hands-Free Blue Zone. Always watch the road and be prepared to resume control of the vehicle. It does not replace safe driving. See owner's manual for details and limitations. Requires purchased 3-year connected service plan with regular map updates, FordPass App and modem activation.

# TOW BIG OR GO HOME.

This Ford F-150® SuperCrew® can tow an available Best-in-Class 14,000 lbs.<sup>1</sup> across town or cross-country. We combine Ford towing technology with renowned Built Ford Tough® engineering to deliver massive capability. In fact, every truck in the lineup is born to tow. You can use the Rear View Camera with Dynamic Hitch Assist to center the tow ball under the trailer coupler. Once properly hitched, tap into the available Tow Technology Package features: The Smart Trailer Tow Connector can warn you if trailer lights are out, and shows you trailer battery status. It can even alert you to potential trailer theft via the FordPass™ App<sup>2</sup> on your smartphone if your trailer is disconnected while you're away from the vehicle. After initial set up, Pro Trailer Backup Assist™<sup>3,4</sup> simplifies truck steering to back up your trailer while Trailer Reverse Guidance<sup>3,4</sup> camera views and screen graphics help you maneuver. Trailer on.



#### 360-DEGREE CAMERA TECHNOLOGY<sup>4</sup>

Available to help you clearly see all sides of your vehicle when maneuvering in tight spaces.



#### TRAILER REVERSE GUIDANCE<sup>4</sup>

This available feature provides camera views and steering guidance graphics to assist in backing up and parking a trailer.

**KING RANCH® SUPERCREW 4x2.** Agate Black/Stone Gray Metallic two-tone. Available Max. Trailer Tow Package. Available equipment. (Max. Payload 1,917 lbs. and Max. Towing 14,000 lbs. when properly equipped with 6.5' box, available 3.5L EcoBoost® engine, and available Max. Trailer Tow Package.)

**1.** Max. towing of 14,000 lbs. available on XL SuperCab™ 8' box 4x2 and SuperCrew 4x2 configurations with the available 3.5L EcoBoost engine and available Max. Trailer Tow Package (shown). Max. towing varies based on cargo, vehicle configuration, accessories and number of passengers. **2.** FordPass App, compatible with select smartphone platforms, is available via download. Message and data rates may apply. FordPass Connect, the FordPass App, and complimentary Connected Service are required for remote features (see FordPass Terms for details). Connected service and features depend on compatible AT&T network availability. Evolving technology/cellular networks/vehicle capability may limit functionality and prevent operation of connected features. Connected service excludes Wi-Fi hotspot. **3.** Please consult your owner's manual or Pro Trailer Backup Assist Quick-Start Guide for information on setting up your trailer. **4.** Driver-assist features are supplemental and do not replace the driver's attention, judgment and need to control the vehicle. It does not replace safe driving. See owner's manual for details and limitations.

## NEW TO F-150: CONTINUOUSLY CONTROLLED DAMPING.

Confident control is especially important when towing or hauling heavy loads. The available Continuously Controlled Damping (CCD) suspension is now here to help. Its advanced suite of sensors constantly reads the road and the driver's inputs 500 times per second, monitoring the truck's suspension motion, body movement, powertrain, steering and braking. With this real-time data, the system can adjust suspension damping in milliseconds to help keep your truck smoothly on its course. The system also provides pothole mitigation, which senses a wheel dropping into a pothole and stiffens the shock absorber to reduce the amount of wheel drop, which in turn reduces the harshness as the tire strikes the other side. CCD is designed to enhance your towing experience, providing agile response with a smooth and confident ride across a large range of loading conditions.



BEST-IN-CLASS

**14,000 LBS.**

MAX. AVAILABLE TOWING<sup>1</sup>

# TOW EVEN SMARTER.



## NEW SMART HITCH.

The F-150® pickup has long offered technologies to help make towing easier.<sup>1</sup> Here comes another – available new Smart Hitch. Activate it before you hook up your trailer and follow the on-screen steps to see your approximate trailer tongue weight. So you can know before you go that your trailer weight is distributed correctly. Smart Hitch is engineered for use with weight-carrying and weight-distribution conventional, as well as gooseneck and 5th-wheel hitches. You can view the feature 3 ways: with the Smart Taillamps, on the SYNC® screen, and with the FordPass™ App.<sup>2</sup> You'll find it's first in its class – and only on the new 2021 Ford F-150.



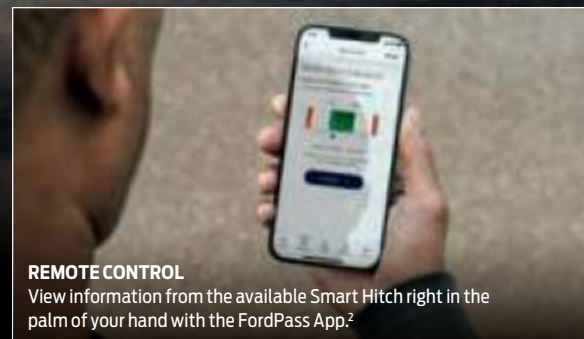
### NEW SMART TAIL LAMPS

Included with the available Onboard Scales and Smart Hitch, they let you stand outside to check that your trailer tongue weight is within recommended limits.



### CENTRAL CONTROL

Use the available Smart Hitch to check your trailer tongue weight on the SYNC screen while you're inside of the truck.



### REMOTE CONTROL

View information from the available Smart Hitch right in the palm of your hand with the FordPass App.<sup>2</sup>

**LIMITED SUPERCREW® 4x4.** Smoked Quartz Metallic Tinted Clearcoat.<sup>3</sup> Available equipment.

1. Driver-assist features are supplemental and do not replace the driver's attention, judgment and need to control the vehicle. It does not replace safe driving. See owner's manual for details and limitations. 2. FordPass App, compatible with select smartphone platforms, is available via download. Message and data rates

may apply. FordPass Connect, the FordPass App, and complimentary Connected Service are required for remote features (see FordPass Terms for details). Connected service and features depend on compatible AT&T network availability. Evolving technology/cellular networks/vehicle capability may limit functionality and prevent operation of connected features. Connected service excludes Wi-Fi hotspot. 3. Additional charge.

# CARRY THAT WEIGHT.

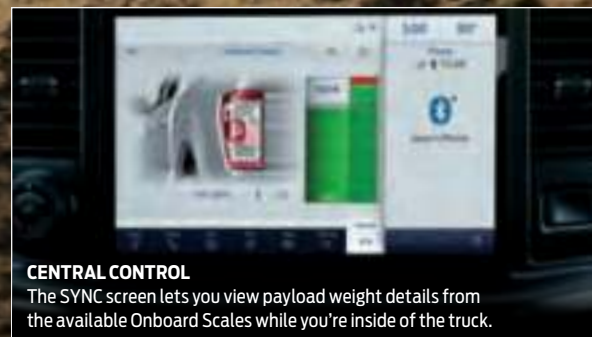
## NEW ONBOARD SCALES.

Payload and productivity go hand in hand. That's why the Ford F-150® uses Built Ford Tough® advanced engineering to help you make the most of every load. Case in point: available new Onboard Scales – first in the class – can tell you the max. payload rating of your specific truck<sup>1</sup> and the approximate weight of its current payload. Just activate them to see when your truck is nearing its payload limit. You can track the action 3 ways: on the SYNC® screen, with the FordPass™ App,<sup>2</sup> and with the Smart Taillamps. There's also a cargo box camera (included in the available 360-Degree Camera<sup>3</sup>) that lets you check cargo and tie-downs, and see if the tailgate is closed. When you need to carry that weight, do it smartly with the new 2021 Ford F-150.



### NEW SMART TAILLAMPS

Included with the available Onboard Scales, these let you stand outside while checking that the truck is within its max. payload capacity.



### CENTRAL CONTROL

The SYNC screen lets you view payload weight details from the available Onboard Scales while you're inside of the truck.



### REMOTE CONTROL

The FordPass App puts information from the available Onboard Scales right in the palm of your hand.<sup>2</sup>

## AVAILABLE CARGO TOOLS

- EXTENDED-LENGTH CAB STEPS (INCLUDING A POWER MODEL) FOR ENHANCED BED ACCESS
- POWER TAILGATE INCLUDING TAILGATE STEP AND NEW TAILGATE WORK SURFACE
- STOWABLE RAMPS AND THE TAILGATE STEP FOR LOADING
- BOXLINK™ WITH LOCKING CLEATS AND BED EXTENDER TO MANAGE CARGO

## BEST-IN-CLASS

# 3,325 LBS.

MAX. AVAILABLE PAYLOAD<sup>4</sup>

**XL REGULAR CAB 4x2.** Oxford White. Available Heavy-Duty Payload Package. Available equipment. (Max. Payload 3,247 lbs. and Max. Towing 13,000 lbs. when properly equipped with 8' box, available 5.0L V8 engine, and available Max. Trailer Tow and Heavy-Duty Payload Packages.)

**1.** See label on door jamb for carrying capacity of a specific vehicle. **2.** FordPass App, compatible with select smartphone platforms, is available via download. Message and data rates may apply. FordPass Connect, the FordPass App, and complimentary Connected Service are required for remote features (see FordPass Terms for

details). Connected service and features depend on compatible AT&T network availability. Evolving technology/cellular networks/vehicle capability may limit functionality and prevent operation of connected features. Connected service excludes Wi-Fi hotspot. **3.** Driver-assist features are supplemental and do not replace the driver's attention, judgment and need to control the vehicle. It does not replace safe driving. See owner's manual for details and limitations. **4.** Max. payload of 3,325 lbs. available on XL Regular Cab 4x2 with available 8' box, available 5.0L V8 engine and available Max. Trailer Tow and Heavy-Duty Payload Packages (not shown). Max. payload varies and is based on accessories and vehicle configuration. See label on door jamb for carrying capacity of a specific vehicle.

# NEXT-GEN POWER.



## 3.5L POWERBOOST™ FULL HYBRID POWERTRAIN.

In yet another leap forward for our tough, smart, productive trucks, the available 3.5L PowerBoost Full Hybrid V6 engine combines the proven 3.5L EcoBoost® twin-turbo V6, a transmission with an integrated electric motor, and a lithium-ion battery pack to intelligently store and augment power by up to 44 hp (33kW) when you need it most. F-150® models with PowerBoost deliver the same passenger and cargo room as equivalent models without PowerBoost.

Ford torture-tested the 2021 F-150 hybrid powertrain to make sure it will operate in extreme conditions and meet customer demands. Our teams took it up the grueling Davis Dam grade in Arizona, through the high altitudes of Colorado, and into the brutal cold of Manitoba, Canada.

PowerBoost lives up to our Built Ford Tough® commitment and meets the demands of those who work hard and play harder.

### EPA-ESTIMATED FUEL ECONOMY RATINGS

4x2	25 CITY MPG	26 HWY MPG	25 COMB MPG
4x4	24 CITY MPG	24 HWY MPG	24 COMB MPG

Actual mileage will vary.

## MAX. AVAILABLE

**430 HP<sup>1</sup>** | **570 LB.-FT. TORQUE<sup>1</sup>** | **2,120 LBS. PAYLOAD<sup>2</sup>** | **12,700 LBS. TOWING<sup>3</sup>**

**PLATINUM® SUPERCREW® 4x4.** Antimatter Blue Metallic. Available 3.5L PowerBoost engine. Available Max. Trailer Tow Package. Available equipment. (Max. Payload 1,443 lbs. and Max. Towing 11,400 lbs., when properly equipped with 5.5' box, available 3.5L PowerBoost engine and available Max. Trailer Tow Package.)

**1.** Max. horsepower and torque based on the available 3.5L PowerBoost engine. Calculated via combined performance of the engine and electric motor(s) with peak battery power. The calculations utilize SAE J1349® engine results and Ford electric motor dyno testing. Your results may vary.

**2.** Max. payload of 2,120 lbs. available on XL SuperCrew 6.5' box 4x2 with available 3.5L PowerBoost engine (not shown). Max. payload varies and is based on accessories and vehicle configuration. See label on door jamb for carrying capacity of a specific vehicle. **3.** Max. towing of 12,700 lbs. available on XL SuperCrew 4x2 with available 3.5L PowerBoost engine and available Max. Trailer Tow Package (not shown). Max. towing varies based on cargo, vehicle configuration, accessories and number of passengers.

Horsepower, torque, towing, payload, and EPA-Estimated Fuel Economy Ratings are independent attributes and may not be achieved simultaneously.

# POWER YOUR WAY.

Our wide range of available powerplants can deliver the performance you need, along with your choice of attitude. The 3.5L PowerBoost™ Full Hybrid engine is a revolution under the hood, while the 5.0L V8 and 3.0L Power Stroke® Turbo Diesel<sup>1</sup> are modern classics. The twin-turbos on either EcoBoost® provide an afterburner rush, and the workhorse 3.3L V6 is a get-it-done kind of motor. The Ford F-150® pickup lets you choose the engine for the work you do and the way you want to roll.



**STANDARD 10-SPEED AUTOMATIC TRANSMISSION WITH UP TO 8 SELECTABLE DRIVE MODES**

4x2: SPORT, ECO, TOW/HAUL, NORMAL, SLIPPERY, TRAIL

4x4: INCLUDES 4x2 MODES EXCEPT TRAIL; ADDS DEEP SNOW/SAND AND MUD/RUTS

TREMOR™ AND AVAILABLE FX4™ OFF-ROAD PACKAGE: INCLUDES 4x4 MODES, PLUS ROCK CRAWL

RAPTOR®: SPORT, TOW/HAUL, NORMAL, SLIPPERY, ROCK CRAWL, OFF-ROAD, BAJA



**3.5L POWERBOOST FULL HYBRID V6**  
430 Max. HP<sup>2</sup>  
570 lb.-ft. Max. Torque<sup>2</sup>



**3.0L POWER STROKE TURBO DIESEL<sup>1</sup>**  
250 Max. HP  
440 lb.-ft. Max. Torque



**3.5L ECOBOOST**  
400 Max. HP  
500 lb.-ft. Max. Torque



**5.0L TI-VCT V8**  
400 Max. HP  
410 lb.-ft. Max. Torque



**2.7L ECOBOOST**  
325 Max. HP  
400 lb.-ft. Max. Torque



**3.3L TI-VCT V6**  
290 Max. HP  
265 lb.-ft. Max. Torque

**LARIAT™ SUPERCREW® 4x4.** Agate Black Metallic. Available Sport Package. Available 20" wheels. Available equipment.

<sup>1</sup> Limited availability. <sup>2</sup> Calculated via combined performance of the engine and electric motor(s) with peak battery power. The calculations utilize SAE J1349® engine results and Ford electric motor dyno testing. Your results may vary.

Horsepower and torque are independent attributes and may not be achieved simultaneously.


**EPA-Estimated Fuel Economy Ratings for all F-150 engines can be found on the inside back cover of this brochure.**

# THE POWER AUTHORITY.

## PRO POWER ONBOARD.

With available Pro Power Onboard, the 2021 F-150® pickup offers best usable power on demand in the class. From Tailgater to Contractor, available 2.0kW, 2.4kW and 7.2kW systems let you choose the output<sup>1</sup> that meets your needs. Plug into the available AC outlets located in the cab and box, and use the dashboard SYNC® 4 screen or FordPass™ App<sup>2</sup> to track combined wattage used by connected devices.<sup>3</sup> Choose the available PowerBoost™ Full Hybrid engine, and the vehicle's lithium-ion battery can help run your job site. If the hybrid battery gets low, the engine can start automatically<sup>4</sup> to recharge it and you can keep working. When the weekend rolls in, throw the ultimate tailgate party by plugging in a TV and portable fridge. Then let the games begin.

<sup>1</sup> Maximum power draw not to exceed limits specified in the vehicle owner's manual. See owner's manual for important operating instructions. <sup>2</sup> FordPass App, compatible with select smartphone platforms, is available via download. Message and data rates may apply. FordPass Connect, the FordPass App, and complimentary Connected Service are required for remote features (see FordPass Terms for details). Connected service and features depend on compatible AT&T network availability. Evolving technology/cellular networks/vehicle capability may limit functionality and prevent operation of connected features. Connected service excludes Wi-Fi hotspot. <sup>3</sup> Must be within 36 feet of vehicle to control energy usage. <sup>4</sup> Automatic engine restart requires that Generator Mode is engaged. <sup>5</sup> Power may also be limited in Drive mode, or certain ambient temperature conditions. Some electrical equipment requires higher startup power than the running rating and could exceed the power capacity of the system. See owner's manual for important operating instructions.



### 7.2 kW

Up to 6 available 120V/20A outlets and one 240V/30A outlet.

Available with the 3.5L PowerBoost engine.

#### WORK


Welder (240V)	(4,000W)
6G Air Compressor	(1,200W)
Reciprocating Saw	(780W)
Hammer Drill	(550W)
Laser Printer	(440W)

Simultaneous use total: **6,970W**

#### RECREATION

Space Heater (240V)	(4,740W)
Coffee Maker	(1,100W)
Blender	(600W)
TV	(150W)

Simultaneous use total: **6,590W**



### 2.4 kW

Up to 4 available 120V/20A outlets.

Standard with the available 3.5L PowerBoost engine.

#### WORK


Reciprocating Saw	(780W)
Hammer Drill	(550W)
Jigsaw	(450W)
Laser Printer	(440W)

Simultaneous use total: **2,220W**

#### RECREATION

Microwave	(1,300W)
Blender	(600W)
Game Console	(250W)
TV	(150W)

Simultaneous use total: **2,300W**



### 2.0 kW

Up to 4 available 120V/20A outlets.

Available with these available engines: 2.7L, 3.5L and High-Output 3.5L EcoBoost®, and 5.0L V8.

#### WORK

Reciprocating Saw	(780W)
Hammer Drill	(550W)
Jigsaw	(450W)
Sander	(150W)

Simultaneous use total: **1,930W**

#### RECREATION

Sandwich Maker	(760W)
Blender	(600W)
Game Console	(250W)
TV	(150W)

Simultaneous use total: **1,760W**

Maximum power available is limited to the combined total of all items in use.<sup>5</sup> 7.2kW full capability requires use of a 240V item; 120V capability maximum is 6kW.

#### MORE POWERFUL FEATURES



**CENTRAL CONTROL**  
Monitor power draw and usage across multiple circuits on the center stack touchscreen.



**REMOTE CONTROL**  
Monitor power draw and usage with the FordPass App.

# BUILT-IN WORKBENCH.

## TAILGATE WORK SURFACE.


Now it's even easier to set up shop wherever you take your 2021 Ford F-150® pickup. A variety of useful holders are molded into the available durable composite Tailgate Work Surface, which has a grained texture to help keep work in place. Every F-150 pickup equipped with the available tailgate step comes with this innovative feature. Plus, all Ford F-150 truck tailgates get standard tie-down hooks to help secure loads that extend out over the tailgate (and double as handy bottle openers), as well as standard clamp pockets that can allow you to perform a wider range of tasks.



**TAILGATE CLAMP POCKETS**  
Just the thing to help your work stay where it belongs.



**TAILGATE STEP**  
A Ford innovation and proven design.



**MEDIA HOLDER**  
Props up your smartphone or tablet for easy viewing.

**CUP/HARDWARE HOLDER**  
Beverage of choice within reach.

**DUAL RULERS**  
For quick measurements without a tape.

**FLAT SURFACE**  
Gives you a sizable work area clear of the bed.

**UTILITY TRAY**  
Small parts go here.

**CLAMP POCKETS**  
Spring-loaded doors help shut out water and debris.

**TAILGATE TIE-DOWN HOOKS**  
Offer you more anchor points to help secure cargo across the tailgate.

# CONFIDENCE. MILE AFTER MILE.

## FORD CO-PILOT360™ TECHNOLOGY.

With their ability to monitor situations and conditions, this well-rounded collection of advanced driver-assist<sup>1</sup> systems can supplement your driving skills, helping you feel confidently in command. Every 2021 Ford F-150® pickup includes the following standard technologies:

- AUTO HOLD
- AUTOLAMP (AUTOMATIC ON/OFF HEADLAMPS) WITH AUTO HIGH BEAMS
- LANE-KEEPING SYSTEM
- PRE-COLLISION ASSIST WITH AUTOMATIC EMERGENCY BRAKING (AEB)
- REAR VIEW CAMERA WITH DYNAMIC HITCH ASSIST

LARIAT™ SUPERCREW® 4x4. Rapid Red Metallic Tinted Clearcoat.<sup>2</sup> Available Sport Package. Available equipment.

1. Driver-assist features are supplemental and do not replace the driver's attention, judgment and need to control the vehicle. It does not replace safe driving. See owner's manual for details and limitations. 2. Additional charge. 3. Navigation services require SYNC® 4 and FordPass™ Connect, complimentary connect service and the FordPass App (see FordPass Terms for details). Eligible vehicles receive a complimentary 3-year trial of navigation services that begins on the new vehicle warranty start date. Customers must unlock the navigation service trial by activating the eligible vehicle with a FordPass member account. If not subscribed by the end of the complimentary period, the connected navigation service will terminate, and the system will revert to embedded offline navigation. Connected service and features depend on compatible AT&T network availability. Evolving technology/cellular networks/vehicle capability may limit functionality and prevent operation of connected features. FordPass App, compatible with select smartphone platforms, is available via download. Message and data rates may apply. 4. Driver-assist features are supplemental and do not replace the driver's attention, judgment and need to control the vehicle. Ford BlueCruise is a hands-free highway driving feature. Only remove hands from the steering wheel when in a Hands-Free Blue Zone. Always watch the road and be prepared to resume control of the vehicle. It does not replace safe driving. See owner's manual for details and limitations. The Ford BlueCruise Prep Kit contains the hardware required for this feature. Requires purchased 3-year connected service plan with regular map updates, FordPass App and modem activation. Ford BlueCruise functionality expected 3rd quarter 2021CY.

## FORD CO-PILOT360 2.0

To help you avoid dangers you may not see coming, these available systems put serious technology to work for you.

STANDARD ON XLT, LARIAT, KING RANCH®, PLATINUM®, LIMITED AND RAPTOR®; AVAILABLE ON XL AND TREMOR™

- AUTO HIGH-BEAM HEADLAMPS
- LANE-KEEPING SYSTEM
- PRE-COLLISION ASSIST WITH AUTOMATIC EMERGENCY BRAKING
- REAR VIEW CAMERA WITH DYNAMIC HITCH ASSIST
- BLIS® (BLIND SPOT INFORMATION SYSTEM) WITH CROSS-TRAFFIC ALERT
- POST-COLLISION BRAKING
- REVERSE BRAKE ASSIST
- REVERSE SENSING SYSTEM

## FORD CO-PILOT360 ASSIST 2.0

Add this grouping to help your vehicle maintain distance behind traffic ahead, guide you to your destination, and come to your aid in certain situations.

STANDARD ON KING RANCH, PLATINUM AND LIMITED; AVAILABLE ON XLT, LARIAT AND TREMOR

- INTELLIGENT ADAPTIVE CRUISE CONTROL WITH STOP-AND-GO, LANE CENTERING AND SPEED SIGN RECOGNITION
- EVASIVE STEERING ASSIST
- INTERSECTION ASSIST
- CONNECTED BUILT-IN NAVIGATION<sup>3</sup>

## FORD CO-PILOT360 ACTIVE 2.0

Our new Ford BlueCruise<sup>4</sup> technology features a Hands-Free Highway Driving Mode for use while driving in designated Hands-Free Blue Zones. This package also includes Active Park Assist™ 2.0 that can help find a space in which your vehicle fits, then help you park it.

STANDARD ON LIMITED; AVAILABLE ON LARIAT, KING RANCH AND PLATINUM

- NEW FORD BLUECRUISE HANDS-FREE HIGHWAY DRIVING TECHNOLOGY
- ACTIVE PARK ASSIST 2.0

## FORD BLUECRUISE PREP KIT<sup>4</sup>

AVAILABLE ON TREMOR

- INCLUDED WITH ACTIVE PARK ASSIST 2.0 IN THE FORD CO-PILOT360 ACTIVE 2.0 PREP PACKAGE

AVAILABLE ON RAPTOR

- INCLUDED IN EQUIPMENT GROUP 801A



**UPPER GLOVE BOX**  
A welcome addition to the useful storage already inside the truck.

**DOOR STORAGE**  
Plenty of room and quick access for items you use all the time.

**CONSOLE STORAGE**  
Plenty of space inside, and the design supports the new available Interior Work Surface.

**HEADREST SPEAKERS**  
Part of an available 18-speaker/1,080-watt B&O™ Unleashed Sound System designed to deliver outstanding audio.

**MODERN MATERIALS**  
Ford continues to elevate and innovate interior design.

# REFINED AND RECLINED.

The Ford F-150® interior has been reimagined, redesigned and reengineered. All cabs feature redesigned seating with distinctive colors and other design cues at each trim level to help set your F-150 apart. Available Max Recline Seats<sup>1,2</sup> (shown) let those in front turn downtime into lie-down time. Exploiting a full range of motion, the seat backs recline, and articulated seat bottoms raise to form nearly flat cushions. These seats also feature built-in lower back, thoracic and neck support. It's flat-out amazing how much functionality has been added to the Regular Cab, SuperCab™ and SuperCrew® configurations. And it all fits to a T.

**PLATINUM® SUPERCREW 4x4.** Carmelo Nirvana leather seating surfaces<sup>3</sup> with Black Miko® sueded cloth accents. Available B&O Unleashed Sound System. Available equipment.

1. SuperCrew only. 2. Not to be used while driving. 3. Excluding vertical contrast microfiber suede strips and vinyl upper insert horseshoe strip.



**CARGO-HAULING TOOLS**  
The flat load floor and new load floor tie-down hooks near each rear door help you securely carry items you want to keep inside.



**REAR UNDERSEAT STORAGE<sup>1</sup>**  
This available storage can be raised, divided and locked when the rear seat is folded down.



**AVAILABLE B&O SOUND SYSTEMS**  
Choose the 8-speaker B&O or the new 18-speaker B&O Unleashed Sound System. Either ups your audio game by orders of magnitude.

#### 12" DIGITAL INSTRUMENT CLUSTER

This available display includes full digital gauges, contextually animated vehicle avatars, Drive Mode visualizations, menus and alerts. Plus, it lets you choose the configuration of gauges and features you want to see.

# TAKE CHARGE.

## FROM YOUR MOBILE COMMAND CENTER.

The Ford F-150® pickup is all about making your time more productive. So available features help you get right to business from the driver's seat. There are 2 styles of available Interior Work Surface ready to go anytime your truck is parked. The first (above right) can equip the available flow-through center console. Its lid unfolds and opens completely flat thanks to a stowable shifter that moves out of the way at the touch of a button. The second (near right) can equip the 40/20/40 front bench. Couple either with the available newest-generation 12" LCD SYNC® 4<sup>1</sup> touchscreen in the center stack that serves up large camera views for trailer hookup and maneuvering, information-on-demand screens, plus access to onboard Truck Feature apps. It's easy to turn your new F-150 truck into mobile operations central.

**KING RANCH® SUPERCREW® 4x4.** Norias/Mesa Antique Affect Del Rio leather seats with vinyl piping. Available equipment.

1. Don't drive while distracted or while using handheld devices. Use voice-operated systems when possible. Some features may be locked out while the vehicle is in gear. Not all features are compatible with all phones. 2. Qi wireless charging may not be compatible with all mobile phones.



#### INTERIOR WORK SURFACE

The 40/20/40 front bench seat version is available on XL, XLT and LARIAT™ in all cabs.



#### WIRELESS CHARGING<sup>2</sup>

An available feature that makes phone charging simple. It also takes a cord out of the cab and out of your way.

# NEXT-LEVEL CONNECTIVITY.

## SYNC® 4: CONNECTING. FASTER AND EASIER.

From home to truck to job site, you want seamless connectivity that can help you take advantage of opportunities as they arise. Get in on that project bid. Find the subcontractors you need. Navigate around traffic backups to deliver on time. SYNC 4<sup>1</sup> from Ford can help by bringing new levels of intelligence, conversational voice recognition – and twice the computing power of SYNC 3 – to help make navigation, music and connecting your vehicle to your smartphone faster and easier. Plus, Ford Power-Up software updates<sup>2</sup> can wirelessly deliver software enhancements for SYNC and much more directly to your vehicle via standard FordPass™ Connect or Wi-Fi. We want your truck to have the very latest, so you don't miss a beat.



SCAN TO LEARN MORE  
or visit [Ford.com/sync](https://ford.com/sync)  
Data rates may apply.

**LARIAT™ SUPERCREW® 4x4.** Black premium leather-trimmed seating. Available Sport Package. Available equipment. Don't drive while distracted or while using handheld devices. Use voice-operated systems when possible.

**1.** Some features may be locked out while the vehicle is in gear. Not all features are compatible with all phones. **2.** FordPass Connect, the FordPass App, and complimentary Connected Service are required for remote features (see FordPass Terms for details). Connected service and features depend on compatible AT&T network availability. Evolving technology/cellular networks/vehicle capability may limit functionality and prevent operation of connected features. Connected service excludes Wi-Fi hotspot. **3.** Certain Alexa functionality is dependent on smart phone and home technology. **4.** Requires phone with active data service and compatible software. SYNC 4 does not control 3rd-party products while in use. 3rd parties are solely responsible for their respective functionality. **5.** Includes a 3-month All Access trial subscription. SiriusXM® audio and data services each require a subscription sold separately, or as a package, by SiriusXM Radio Inc. Your SiriusXM service will automatically stop at the end of your trial unless you decide to subscribe. If you decide to continue service after your trial, the subscription plan you choose will automatically renew thereafter and you will be charged

### LARGER SCREEN

A large, available 12" touchscreen has split-screen capability where you can see 2 features at the same time. SYNC 4 allows you to access everything from online reviews to parking availability in select cities from the driver's seat.

### WIRELESS PHONE CONNECTION

SYNC 4 is completely wireless. That means no USB is required to access any of its features, so you can live untethered.

### FORD+ALEXA

AppLink® allows you to use Alexa<sup>3</sup> technology from inside the vehicle. So whether you want to play music, hear a joke or turn your house lights on as you pull in the driveway, the F-150 pickup lets you do it.

### DIGITAL OWNER'S MANUAL

Maximize your truck and its capability with your owner's manual right on your screen.

### APPLE CARPLAY AND ANDROID AUTO

Get wireless connectivity with both Apple CarPlay® and Android Auto™ compatibility,<sup>4</sup> so you can access your smartphone apps without looking at your phone.

### AVAILABLE SIRIUSXM WITH 360L<sup>5</sup>

Listen to an unparalleled variety of premium entertainment with 200+ channels, plus thousands of hours of On Demand shows, performances and interviews.

### AVAILABLE CLOUD-CONNECTED NAVIGATION<sup>2,6</sup>

Conversational voice recognition replaces hardwired commands for ease of use.

according to your chosen payment method at then-current rates. Fees and taxes apply. To cancel you must call SiriusXM at 1-866-635-2349. See SiriusXM Customer Agreement for complete terms at [www.siriusxm.com](https://www.siriusxm.com). All fees and programming subject to change. Not all vehicles or devices are capable of receiving all services offered by SiriusXM. Current information and features may not be available in all locations, or on all receivers. Satellite and streaming lineups vary slightly. **6.** Navigation services require SYNC 4 and FordPass Connect, complimentary connect service and the FordPass app (see FordPass Terms for details). Eligible vehicles may receive a complimentary 90-day trial of navigation services or if applicable, a 3-year trial of built-in navigation services that begin on the new vehicle warranty start date. Customers must unlock the navigation service trial by activating the eligible vehicle with a FordPass member account. If not subscribed by the end of the complimentary period, the navigation service will terminate, or depending on vehicle, the built-in connected navigation service will terminate. Built-in navigation system will revert to embedded offline navigation after termination. FordPass App, compatible with select smartphone platforms, is available via download. Message and data rates may apply.

# TOUGH TRIED AND TRUE.



Built Ford Tough® values are the ties that bind the doers of the world to the trucks that get things done. It motivates the creativity of our designers, the ingenuity of our engineers, and affects nearly every component, part and assembly that go into Built Ford Tough trucks. It's the call to test our trucks to the limit, and the duty to deliver trucks that stand the test. It spans millions of miles over the decades, and it's helped make F-Series® America's best-selling trucks for 44 years.<sup>1</sup> Put one to the test and discover what Built Ford Tough means to you.

## THE RUGGED FRAME

Fully boxed, with 8 muscular crossmembers and large, cross-section frame rails. Comprised of high-strength steel, it's electrocoated with a durable protective shell that helps inhibit rust.

## THE BODY AND BOX

Constructed of high-strength, military-grade, aluminum alloys,<sup>2</sup> the panels are hardened through heat treating for even greater strength. Plus, the aluminum alloy body and box don't rust and resist corrosion.

## LONG, WIDE REAR LEAF SPRINGS

Their length helps increase spring life for the long haul, and the rear spring bushings have been tuned with ride quality in mind. Spring width helps stabilize axle control, while balancing ride smoothness with best-in-class payload capability.<sup>3</sup>


## CRASH ENERGY MANAGEMENT

A masterful mix of high-strength, military-grade aluminum alloys work with the high-strength-steel frame structure to manage crash/crush energy into the F-150 passenger compartment in certain front, side and rear impacts.

**XL SUPER CAB™ 4x4.** Velocity Blue Metallic. Available STX® Package. Available equipment. (Max. Payload 2,142 lbs. when properly equipped with 6.5' box and available 5.0L V8 engine.)

**1.** Best-selling trucks for 44 years based on 1977-2020 CY total sales. **2.** 6000-series aluminum alloy. **3.** Max. payload of 3,325 lbs. available on XL Regular Cab 4x2 with available

8' box, available 5.0L V8 engine and available Max. Trailer Tow and Heavy-Duty Payload Packages (not shown). Max. payload varies and is based on accessories and vehicle configuration. See label on door jamb for carrying capacity of a specific vehicle.



# XL/STX<sup>®</sup>

## HIGHLIGHTS

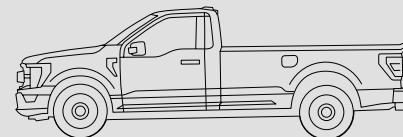
PRE-COLLISION ASSIST WITH  
AUTOMATIC EMERGENCY BRAKING

LANE-KEEPING SYSTEM

FORDPASS™ CONNECT<sup>1</sup> WITH  
4G LTE WI-FI HOTSPOT CAPABILITY<sup>2</sup>

ELECTRONIC 10-SPEED AUTOMATIC  
TRANSMISSION WITH SELECTABLE  
DRIVE MODES

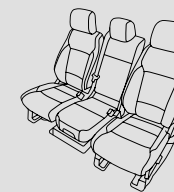
8" CENTER STACK TOUCHSCREEN  
SYNC<sup>®</sup> 4 WITH CLOUD CONNECTIVITY



**REGULAR CAB**  
6.5' Box | 8' Box

**SUPERCAB™**  
6.5' Box | 8' Box

**SUPERCREW®**  
5.5' Box | 6.5' Box



**FRONT 40/20/40 SPLIT BENCH SEAT**  
Standard

**FRONT BUCKET SEATS  
WITH CENTER CONSOLE**  
Available



**REGULAR CAB 4x4.** Oxford White.

1. FordPass Connect, the FordPass App, and complimentary Connected Service are required for remote features (see FordPass Terms for details). Connected service and features depend on compatible AT&T network availability. Evolving technology/cellular networks/vehicle capability may limit functionality and prevent operation of connected features. Connected service excludes Wi-Fi hotspot. 2. Wi-Fi hotspot includes complimentary wireless data trial that begins upon AT&T activation and expires at the end of 3 months or when 3GB of data is used, whichever comes first. To activate, go to [www.att.com/ford](http://www.att.com/ford).



**SUPERCREW 4x4.** Medium Dark Slate interior. Available equipment.



**SUPERCREW 4x4.** Medium Dark Slate cloth seats. Available equipment. See charts in the back of the brochure for full trim specifications.



**AVAILABLE CHROME PACKAGE** with optional equipment.

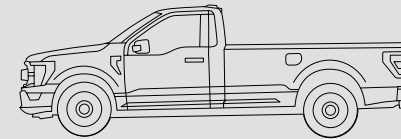


**AVAILABLE STX PACKAGE** with optional equipment.

# XLT

## HIGHLIGHTS

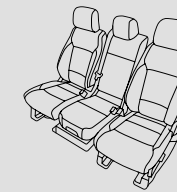
- FORD CO-PILOT360™ 2.0
- POWER WINDOWS AND LOCKS
- MANUAL-FOLDING SIDEVIEW MIRRORS WITH POWER, HEATED GLASS
- FOG LAMPS
- MYKEY®



**REGULAR CAB**  
6.5' Box | 8' Box

**SUPERCAB™**  
6.5' Box | 8' Box

**SUPERCREW®**  
5.5' Box | 6.5' Box



**FRONT 40/20/40 SPLIT BENCH SEAT**  
Standard

**FRONT BUCKET SEATS WITH CENTER CONSOLE**  
Available



**SUPERCAB 4x4.** Carbonized Gray Metallic. Available Chrome Package. Available equipment.



**SUPERCREW 4x4.** Medium Dark Slate interior. Available equipment.



**SUPERCREW 4x4.** Baja Tan cloth seats. Available equipment. See charts in the back of the brochure for full trim specifications.



**STANDARD** with optional equipment.

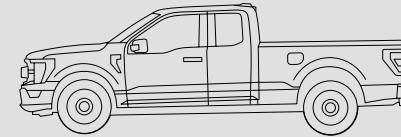


**AVAILABLE SPORT PACKAGE** with optional equipment.

# LARIAT™

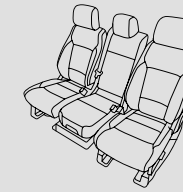
## HIGHLIGHTS

- 12" CENTER STACK TOUCHSCREEN AND 12" DIGITAL GAUGE CLUSTER
- PREMIUM LEATHER-TRIMMED SEATING
- BLIS® (BLIND SPOT INFORMATION SYSTEM) WITH TRAILER COVERAGE AND CROSS-TRAFFIC ALERT
- SYNC® 4 WITH ENHANCED VOICE RECOGNITION
- BOXLINK™ WITH 4 PREMIUM LOCKING CLEATS
- CLASS IV TRAILER HITCH RECEIVER



**SUPERCAB™**  
6.5' Box | 8' Box

**SUPERCREW®**  
5.5' Box | 6.5' Box



**FRONT 40/20/40 SPLIT BENCH SEAT**  
Standard

**FRONT BUCKET SEATS WITH CENTER CONSOLE**  
Available



**SUPERCREW 4x4.** Rapid Red Metallic Tinted Clearcoat<sup>1</sup> with available Stone Gray Metallic lower accent two-tone paint. Available equipment.



**SUPERCREW 4x4.** Black interior. Available equipment.



**SUPERCREW 4x4.** Black premium leather-trimmed seating. Available equipment. See charts in the back of the brochure for full trim specifications. <sup>1</sup> Additional charge.



**AVAILABLE CHROME PACKAGE** with optional equipment.



**AVAILABLE SPORT PACKAGE** with optional equipment.

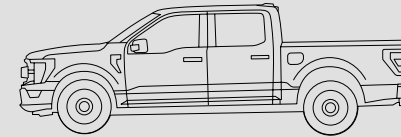
# KING RANCH®



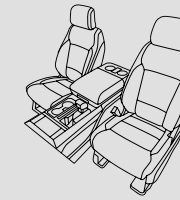
Look for the etching of the historic King Ranch® Carriage House in the cab of every F-150 King Ranch, celebrating the 20-year relationship between Ford Trucks and the legendary South Texas cattle ranch.

## HIGHLIGHTS

- DEL RIO LEATHER FRONT AND REAR SEATS
- KING RANCH FENDER BADGES, LOGO WHEEL ORNAMENTS AND FLOOR MATS
- FORD CO-PILOT360™ ASSIST 2.0
- LED PROJECTOR HEADLAMPS WITH DYNAMIC BENDING
- REAL SAPELE WOOD INTERIOR ACCENTS
- WIRELESS CHARGING PAD
- B&O 8-SPEAKER SOUND SYSTEM



**SUPERCREW®**  
5.5' Box | 6.5' Box



**FRONT BUCKET SEATS WITH CENTER CONSOLE**  
Standard



**SUPERCREW 4x4.** Kodiak Brown/Stone Gray Metallic two-tone. Available equipment.



**SUPERCREW 4x4.** Norias/Mesa Antique Affect interior. Available equipment.



**SUPERCREW 4x4.** Norias/Mesa Antique Affect Del Rio leather seats with vinyl piping. Available equipment. See charts in the back of the brochure for full trim specifications.



**AVAILABLE CHROME PACKAGE** with optional equipment.

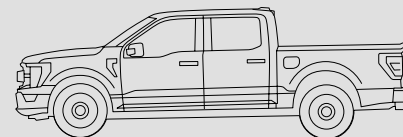


**AVAILABLE MONOCHROMATIC PAINT PACKAGE** with optional equipment.

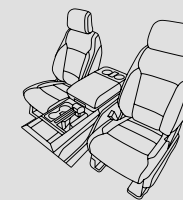
# PLATINUM<sup>®</sup>

## HIGHLIGHTS

- NIRVANA LEATHER SEATING SURFACES<sup>1</sup>
- MULTICONTOUR FRONT SEATS WITH ACTIVE MOTION<sup>®</sup>
- POWER-DEPLOYABLE EXTENDED RUNNING BOARDS WITH KICK SWITCH
- SATIN-FINISH TAILGATE APPLIQUÉ
- FORD CO-PILOT360™ ASSIST 2.0
- WIRELESS CHARGING PAD
- REAL END CUT OAK WOOD INTERIOR ACCENTS



**SUPERCREW<sup>®</sup>**  
5.5' Box | 6.5' Box



**FRONT BUCKET SEATS WITH CENTER CONSOLE**  
Standard



**SUPERCREW 4x4.** Smoked Quartz Metallic Tinted Clearcoat.<sup>2</sup> Available equipment.



**SUPERCREW 4x4.** Carmelo interior. Available equipment.

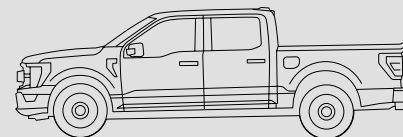


**SUPERCREW 4x4.** Carmelo Nirvana leather seating surfaces.<sup>1</sup> Available equipment. See charts in the back of the brochure for full trim specifications. **1.** Excluding vertical contrast microfiber suede strips and vinyl upper insert horseshoe strip. **2.** Additional charge.

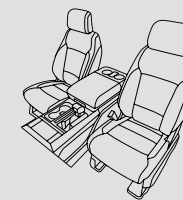
# LIMITED

## HIGHLIGHTS

- ADMIRAL BLUE/LIGHT SLATE VENETIAN LEATHER SEATS
- LEATHER-WRAPPED INSTRUMENT PANEL TOPPER AND DOOR ROLLOVERS
- LIMITED BADGING ON SEAT BACKS AND CONSOLE LID
- BLUE-TINTED CARBON FIBER INTERIOR ACCENTS
- TRAILER TOW PACKAGE AND PRO TRAILER BACKUP ASSIST™
- B&O™ UNLEASHED 18-SPEAKER SOUND SYSTEM
- POWER TAILGATE WITH TAILGATE STEP AND TAILGATE WORK SURFACE
- FORD CO-PILOT360™ ACTIVE 2.0



**SUPERCREW®**  
5.5' Box



**FRONT BUCKET SEATS WITH CENTER CONSOLE**  
Standard



**SUPERCREW 4x4.** Antimatter Blue Metallic. Available equipment.



**SUPERCREW 4x4.** Admiral Blue/Light Slate interior.

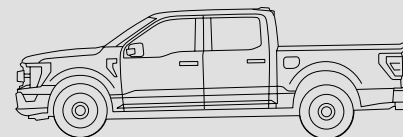


**SUPERCREW 4x4.** Admiral Blue/Light Slate Venetian leather seats. Available equipment. See charts in the back of the brochure for full trim specifications.

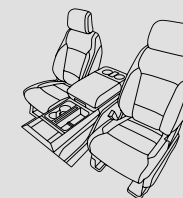
# TREMOR™

## HIGHLIGHTS

- UNIQUE TREMOR CONTROL ARMS AND FRONT KNUCKLES
- SKID PLATES AND FRONT BASH PLATE
- OFF-ROAD SHOCKS (TREMOR LOGO REAR)
- 3.73 ELECTRONIC-LOCKING REAR AXLE
- UNIQUE HOOD WITH FUNCTIONAL HEAT EXTRACTORS
- DUAL EXHAUST WITH MATTE BLACK TIPS
- REAR TOW HOOKS
- UNIQUE BLACK SEATS WITH ACTIVE ORANGE STITCHING



**SUPERCREW®**  
5.5' Box



**FRONT BUCKET SEATS WITH CENTER CONSOLE**  
Standard



**SUPERCREW 4x4.** Iconic Silver Metallic. Available equipment.



**SUPERCREW 4x4.** Black interior. Available equipment.

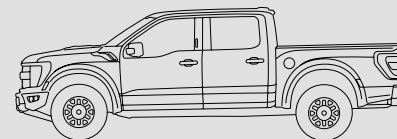


**SUPERCREW 4x4.** Black leather-trimmed seating. Available equipment. See charts in the back of the brochure for full trim specifications.

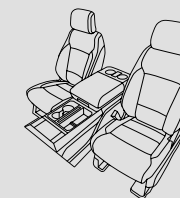
# RAPTOR®

## HIGHLIGHTS

- HEAVY-DUTY FRONT AND ENGINE SKID PLATES
- LONG-TRAVEL 5-LINK REAR SUSPENSION WITH PANHARD ROD
- FOX RACING SHOX™ WITH LIVE VALVE™ TECHNOLOGY
- HEAT EXTRACTORS ON HOOD AND FLARED FRONT FENDERS
- TRAIL CONTROL™ WITH TRAIL 1-PEDAL DRIVE
- BLACK LEATHER-TRIMMED SEATS WITH UNIQUE SEAT BACK BOLSTERS



**SUPERCREW®**  
5.5' Box



**FRONT BUCKET SEATS WITH CENTER CONSOLE**  
Standard



**SUPERCREW 4x4.** Agate Black Metallic. Available RAPTOR 37 Performance Package and available graphics delete option. Available equipment.



**SUPERCREW 4x4.** Black/Rhapsody Blue interior. Available RAPTOR 37 Performance Package. Available equipment.



**STANDARD** with optional equipment.



**AVAILABLE RAPTOR 37 PERFORMANCE PACKAGE** with optional equipment.



**SUPERCREW 4x4.** Black leather-trimmed seating with Approach Angle cloth accents. Available equipment. See charts in the back of the brochure for full trim specifications.

## STANDARD FEATURES

### MECHANICAL & FUNCTIONAL

4-pin trailer tow wiring with ball-mounting provisions in rear bumper

4-wheel vented disc brakes with Anti-Lock Brake System (ABS) and electronic brakeforce distribution (EBD)

100,000-mile tune-up interval (under normal driving conditions with routine fluid and filter changes)

Active air dam

Electronic parking brake

Electronic power-assisted steering

Fail-Safe Engine Cooling System

Front stabilizer bar

Spare wheel and tire with lock and rear underframe carrier

### FORD CO-PILOT360™ TECHNOLOGY

Auto Hold

Autolamp (Automatic On/Off Headlamps) with Auto High Beams and Rainlamp

Curve Control

Hill Start Assist

Lane-Keeping System

Pre-Collision Assist with Automatic Emergency Braking (AEB)

Rear View Camera with Dynamic Hitch Assist

Trailer Sway Control

### CONNECTIVITY & ENTERTAINMENT

12V powerpoint in instrument panel

FordPass™ Connect<sup>1</sup> with 4G LTE Wi-Fi hotspot capability<sup>2</sup>

USB smart-charging ports (2 in front)

### EXTERIOR

Center high-mounted stop lamp (CHMSL) with cargo lamp

Configurable daytime running lamps

Easy Fuel® capless fuel filler

Front tow hooks (4x4)

Pickup box with side rail and tailgate moldings, and 4 tie-down hooks

Removable tailgate with lift assist, key lock, clamp pockets and 2 tie-down hooks/bottle openers

Variable-intermittent windshield wipers with washers

### SAFETY & SECURITY

AdvanceTrac™ with RSC® (Roll Stability Control™)

Dual-stage driver and right-front-passenger front airbags,<sup>3</sup> front-seat side airbags<sup>3</sup> and Safety Canopy® System with side-curtain airbags<sup>3</sup> and rollover sensor

Individual Tire Pressure Monitoring System (TPMS; excludes spare)

SecuriLock® Passive Anti-Theft System

SOS Post-Crash Alert System™

**1.** FordPass Connect, the FordPass App, and complimentary Connected Service are required for remote features (see FordPass Terms for details). Connected service and features depend on compatible AT&T network availability. Evolving technology/cellular networks/vehicle capability may limit functionality and prevent operation of connected features. Connected service excludes Wi-Fi hotspot. **2.** Wi-Fi hotspot includes complimentary wireless data trial that begins upon AT&T activation and expires at the end of 3 months or when 3GB of data is used, whichever comes first. To activate, go to [www.att.com/ford](http://www.att.com/ford). **3.** Always wear your safety belt and follow airbag warning label instructions. **4.** Restrictions may apply. See your dealer for details. **5.** Not available on 3.3L with available Trailer Tow Package. **6.** Includes interior auto-dimming rearview mirror. **7.** Ford Licensed Accessory.

XL	XLT	LARIAT™	KING RANCH®	PLATINUM®	LIMITED	TREMOR™	RAPTOR®	
								S: STANDARD O: OPTIONAL P: PACKAGED
<b>S</b>	<b>S</b>							<b>ENGINES &amp; TRANSMISSIONS</b>
	%/o	%/o	<b>S</b>					<b>3.3L Ti-VCT V6 engine</b> with flex-fuel capability (not available with 157.2" or 164.1" WB)
	%/o	%/o	%/o	<b>S</b>	<b>S</b>			<b>2.7L EcoBoost® V6 engine</b> (standard on 4x2 with 157.2" or 164.1" WB; not available on 4x4 with 157.2" or 164.1" WB)
	%/o	%/o	%/o	%/o	<b>S</b>	<b>S</b>		<b>5.0L Ti-VCT V8 engine</b> with flex-fuel capability (standard on 4x4 with 157.2" or 164.1" WB; not available on 4x2 with 157.2" or 164.1" WB)
<b>0</b>	<b>0</b>	<b>0</b>	<b>0</b>	<b>0</b>	<b>S</b>	<b>S</b>		<b>3.5L EcoBoost V6 engine</b> (not available with 122.8" WB)
						<b>S</b>		<b>High-Output 3.5L EcoBoost V6 engine</b>
<b>0</b>	<b>0</b>	<b>0</b>	<b>0</b>	<b>0</b>				<b>3.0L 4-Valve DOHC Power Stroke® V6 Turbo Diesel B20 engine<sup>4</sup></b> (4x4 SuperCab™/SuperCrew® only; limited availability)
<b>0</b>	<b>0</b>	<b>0</b>	<b>0</b>	<b>0</b>	<b>0</b>			<b>3.5L PowerBoost™ Full Hybrid V6 engine</b> (SuperCrew only; includes dual-zone electronic automatic temperature control)
<b>S</b>	<b>S</b>	<b>S</b>	<b>S</b>	<b>S</b>	<b>S</b>	<b>S</b>	<b>S</b>	Auto Start-Stop Technology (n/a on 3.5L PowerBoost)
<b>0</b>	<b>0</b>	<b>0</b>	<b>0</b>	<b>0</b>	<b>0</b>	<b>0</b>	<b>0</b>	Auto Start-Stop Technology delete (2.7L EcoBoost 4x4, 5.0L, 3.5L EcoBoost 4x4 and High-Output 3.5L PowerBoost)
<b>S</b>	<b>S</b>	<b>S</b>	<b>S</b>	<b>S</b>	<b>S</b>	<b>S</b>	<b>S</b>	10-speed SelectShift® automatic transmission with Progressive Range Select and Selectable Drive Modes (n/a with 3.5L PowerBoost)
<b>S</b>	<b>S</b>	<b>S</b>	<b>S</b>	<b>S</b>	<b>S</b>			HEV electronic 10-speed automatic transmission with Selectable Drive Modes (3.5L PowerBoost only)
<b>S</b>	<b>S</b>	<b>S</b>	<b>S</b>	<b>S</b>	<b>S</b>			Selectable Drive Modes – Normal, ECO, Sport, Tow/Haul, Slippery, Trail (4x2)
<b>S</b>	<b>S</b>	<b>S</b>	<b>S</b>	<b>S</b>	<b>S</b>			Selectable Drive Modes – Normal, ECO, Sport, Tow/Haul, Slippery, Deep Snow/Sand, Mud/Ruts (4x4)
<b>P</b>	<b>P</b>	<b>P</b>	<b>P</b>	<b>P</b>	<b>P</b>		<b>S</b>	Selectable Drive Modes – Normal, ECO, Sport, Tow/Haul, Slippery, Deep Snow/Sand, Mud/Ruts, Rock Crawl (included in FX4™ Off-Road Package)
							<b>S</b>	Terrain Management System with Selectable Drive Modes – Normal, Sport, Tow/Haul, Slippery, Rock Crawl, Off-Road, and Baja
								<b>MECHANICAL &amp; FUNCTIONAL</b>
<b>S</b>	<b>S</b>	<b>S</b>	<b>S</b>	<b>S</b>	<b>S</b>	<b>S</b>	<b>S</b>	Drivetrain – Rear-wheel drive (4x2)
<b>0</b>	<b>0</b>						<b>S</b>	Drivetrain – Electronic shift-on-the-fly (ESOF) 4WD system (4x4)
		<b>0</b>	<b>0</b>	<b>0</b>	<b>0</b>			Drivetrain – 2-speed automatic 4WD system (4x4)
							<b>P</b>	Drivetrain – 2-speed automatic Torque-On-Demand® 4WD system with Hi-Lock transfer case (4x4)
<b>S</b>	<b>S</b>	<b>S</b>						Fuel tank – 23-gallon (gas Regular Cab/SuperCab)
<b>S</b>	<b>S</b>	<b>S</b>	<b>S</b>	<b>S</b>	<b>S</b>			Fuel tank – 30.6-gallon (3.5L PowerBoost)
<b>S</b>	<b>S</b>	<b>S</b>	<b>S</b>	<b>S</b>	<b>S</b>	<b>S</b>		Fuel tank – 26-gallon (gas SuperCrew and 3.0L diesel)
<b>0</b>	<b>0</b>	<b>0</b>	<b>0</b>	<b>0</b>	<b>0</b>	<b>0</b>	<b>S</b>	Fuel tank – 36-gallon extended-range <sup>4</sup> (n/a with 3.0L diesel or 3.5L PowerBoost)
<b>S</b>	<b>S</b>	<b>S</b>	<b>S</b>	<b>S</b>	<b>S</b>			Suspension – Coil-over-shock double-wishbone front suspension; two-stage variable-rate leaf-spring rear; gas-pressurized shock absorbers
		<b>0</b>	<b>0</b>	<b>0</b>	<b>S</b>			Suspension – Continuously Controlled Damping (SuperCrew)
							<b>S</b>	Suspension – Off-road with unique control arms and front knuckles; off-road-tuned front monotube shock absorbers; and rear twin-tube shock absorbers with TREMOR logo
							<b>S</b>	Suspension – Performance long-travel front with unique cast-aluminum upper and lower control arms and tie-rods; long-travel 5-link coil rear with Panhard rod; electronically controlled FOX Racing Shox™ with Live Valve™ Technology
<b>0</b>	<b>0</b>	<b>S</b>	<b>S</b>	<b>S</b>	<b>S</b>	<b>S</b>	<b>S</b>	Class IV trailer hitch receiver with 4-pin/7-pin wiring harness and Smart Trailer Tow Connector (includes Trailer Coverage when equipped with BLIS®)
<b>0</b>	<b>0</b>	<b>0</b>	<b>S</b>	<b>S</b>	<b>0</b>	<b>P</b>		Trailer brake controller <sup>4</sup>
	<b>0</b>	<b>0</b>	<b>0</b>	<b>0</b>	<b>S</b>			Wheel-well liners, rear <sup>4</sup>
<b>0</b>	<b>0</b>	<b>0</b>	<b>0</b>	<b>0</b>	<b>S</b>			Onboard Scales and Smart Hitch; includes Smart Taillamps <sup>4</sup>
							<b>S</b>	Unique hood with heat extractors
<b>0</b>	<b>P</b>	<b>P</b>	<b>P</b>	<b>P</b>	<b>S</b>	<b>S</b>		Skid plates for front differential, transfer case and fuel tank <sup>4</sup> (4x4)
							<b>S</b>	Front bash plate
							<b>S</b>	Dual exhaust with Matte Black tips
							<b>S</b>	Rear tow hooks (2)
						<b>S</b>		Active valve exhaust with 4 driver-selectable modes – Quiet, Normal, Sport, Baja
						<b>S</b>		Power dome hood with heat extractor, flared front fenders with heat extractors, and flared pickup box fenders
<b>0</b>	<b>0</b>	<b>0</b>	<b>0</b>	<b>0</b>	<b>0</b>	<b>0</b>	<b>0</b>	Engine block heater <sup>4</sup>
<b>0</b>	<b>0</b>	<b>0</b>	<b>0</b>	<b>0</b>	<b>0</b>	<b>0</b>	<b>0</b>	Front license plate bracket (standard where required)
							<b>0</b>	4.10 front axle with TORSEN® differential (late availability)

XL	XLT	LARIAT™	KING RANCH®	PLATINUM®	LIMITED	TREMOR™	RAPTOR®	
%/o	%/o							<b>Rear Axles</b>
<b>S</b>	<b>S</b>	<b>S</b>						3.73 non-limited-slip <sup>4</sup> (3.3L)
<b>S</b>	<b>S</b>	<b>S</b>						3.55 non-limited-slip <sup>4,5</sup> (3.3L and 2.7L EcoBoost)
<b>S</b>	<b>S</b>	<b>S</b>	<b>S</b>	<b>S</b>				3.15 non-limited-slip (4x2 with 5.0L)
%/o	%/o	%/o	%/o	%/o	%/o			3.31 non-limited-slip <sup>4</sup> (3.0L diesel and 3.5L EcoBoost, and 4x4 5.0L)
%/o	%/o	%/o	%/o	%/o	%/o		<b>S</b>	3.55 electronic-locking <sup>4,5</sup> (3.3L, 2.7L EcoBoost, 3.5L EcoBoost and 3.0L diesel; standard on 3.5L PowerBoost 4x2)
								3.73 electronic-locking <sup>4</sup> (3.3L, 2.7L EcoBoost, 5.0L and 3.5L EcoBoost; standard on 3.5L PowerBoost 4x4)
<b>0</b>	<b>0</b>	<b>0</b>	<b>0</b>	<b>0</b>	<b>0</b>			3.31 electronic-locking <sup>4</sup> (5.0L, 3.0L diesel and 3.5L EcoBoost)
							<b>S</b>	4.10 electronic-locking
								<b>EXTERIOR</b>
								<b>Cab Steps</b>
			<b>S</b>					6" Stone Gray angular step bars
			<b>0</b>	<b>P</b>	<b>S</b>	<b>S</b>		Power-deployable extended-length running boards <sup>4</sup> (SuperCrew)
							<b>S</b>	TREMOR black off-road running boards
<b>0</b>	<b>0</b>							Cast-aluminum low-profile running boards
								Black platform running boards <sup>4</sup>
	<b>0</b>							5" chrome angular step bars <sup>4</sup> (SuperCab/SuperCrew)
	<b>0</b>	<b>0</b>						Extended-length 6" Dark Gray angular step bars <sup>4</sup> (requires Sport Package)
	<b>0</b>	<b>0</b>	<b>0</b>					Extended-length 6" chrome angular step bars <sup>4</sup> (SuperCab/SuperCrew)
		<b>0</b>						6" chrome angular step bars <sup>4</sup>
								<b>Lighting</b>
<b>S</b>	<b>S</b>						<b>S</b>	Halogen headlamps and taillamps
<b>0</b>	<b>S</b>						<b>S</b>	Halogen fog lamps <sup>4</sup>
	<b>P</b>	<b>S</b>					<b>P</b>	LED reflector headlamps
	<b>P</b>	<b>S</b>	<b>S</b>	<b>S</b>	<b>S</b>	<b>P</b>		LED fog lamps with cornering lamps
		<b>S</b>	<b>S</b>	<b>S</b>	<b>S</b>	<b>P</b>	<b>S</b>	LED taillamps
	<b>0</b>	<b>S</b>	<b>S</b>	<b>S</b>	<b>S</b>	<b>P</b>	<b>S</b>	LED cargo box lighting with Zone Lighting <sup>4</sup>
		<b>P</b>	<b>S</b>	<b>S</b>	<b>S</b>	<b>P</b>	<b>P</b>	LED projector headlamps with dynamic bending
							<b>S</b>	Integrated markerlamps in grille, front fenders and pickup box fenders
							<b>S</b>	Blacked-out headlamp and taillamp surrounds
								<b>Mirrors</b>
								Manual-folding sideview with manual glass
	<b>P</b>	<b>S</b>					<b>S</b>	Manual-folding sideview with power, heated glass
		<b>S</b>	<b>S</b>	<b>S</b>	<b>S</b>	<b>P</b>	<b>S</b>	Power-folding sideview with power, heated glass; memory; high-intensity LED security approach lamps; LED spotlights; integrated turn signal indicators; and driver's side auto-dimming feature
<b>0</b>	<b>0</b>						<b>0</b>	Manual-folding sideview with power, heated glass; integrated turn signal indicators; and auto-dimming rearview mirror <sup>4,6</sup>
<b>0</b>	<b>0</b>						<b>0</b>	Manual-folding sideview with power, heated glass; high-intensity LED security approach lamps; LED spotlights; integrated turn signal indicators; and auto-dimming rearview mirror <sup>4,6</sup>
<b>0</b>	<b>0</b>						<b>0</b>	Manual-folding/-telescoping trailer tow with power, heated glass; high-intensity LED security approach lamps; LED spotlights; and integrated turn signal indicators <sup>4,6</sup>
		<b>0</b>	<b>0</b>	<b>0</b>				PowerScope® power-telescoping/-folding trailer tow with power, heated glass; heated manual spotter mirrors; high-intensity LED security approach lamps; LED spotlights; integrated turn signal indicators; driver's side auto-dimming feature; and chrome mirror caps <sup>4</sup>
<b>0</b>	<b>0</b>	<b>S</b>	<b>S</b>	<b>S</b>	<b>S</b>	<b>0</b>	<b>S</b>	<b>Cargo Box &amp; Tailgate</b>
		<b>P</b>	<b>S</b>	<b>S</b>	<b>S</b>	<b>P</b>	<b>S</b>	BoxLink™ with 4 premium locking cleats
			<b>0</b>	<b>0</b>	<b>0</b>	<b>S</b>	<b>P</b>	Tailgate – Remote tailgate release
			<b>0</b>	<b>0</b>	<b>0</b>	<b>S</b>	<b>P</b>	Tailgate – Power Tailgate with tailgate step and Tailgate Work Surface <sup>4</sup>
<b>0</b>	<b>0</b>						<b>0</b>	Tailgate step with Tailgate Work Surface <sup>4</sup>
<b>0</b>								Toolbox – Aluminum crossbed <sup>4,7</sup>
<b>0</b>								Toolbox – Premium aluminum crossbed <sup>4,7</sup>
<b>0</b>	<b>0</b>	<b>0</b>	<b>0</b>	<b>0</b>				Stowable loading ramps <sup>4</sup> (requires BoxLink)
<b>0</b>	<b>0</b>	<b>0</b>	<b>0</b>	<b>0</b>	<b>0</b>	<b>0</b>	<b>0</b>	Bedliner – Plastic drop-in <sup>4</sup>
<b>0</b>	<b>0</b>	<b>0</b>	<b>0</b>	<b>0</b>	<b>0</b>	<b>0</b>	<b>0</b>	Bedliner – Tough Bed® spray-in
<b>0</b>	<b>0</b>	<b>0</b>	<b>0</b>	<b>0</b>	<b>0</b>	<b>0</b>	<b>0</b>	Tonneau cover – Hard-folding <sup>4,7</sup>
<b>0</b>	<b>0</b>	<b>0</b>	<b>0</b>	<b>0</b>	<b>0</b>	<b>0</b>	<b>0</b>	Tonneau cover – Retractable <sup>4,7</sup>
<b>0</b>	<b>0</b>	<b>0</b>	<b>0</b>	<b>0</b>	<b>0</b>	<b>0</b>	<b>0</b>	Tonneau cover – Soft-folding <sup>4,7</sup>

XL	XLT	LARIAT™	KING RANCH®	PLATINUM®	LIMITED	TREMOR™	RAPTOR®	
<b>S</b>								<b>FRONT SEATING</b>
								Cloth 40/20/40 split bench with folding armrest and 2-way manual seat adjust
<b>0</b>								Vinyl 40/20/40 split bench with folding armrest and 2-way manual seat adjust
<b>0</b>								Cloth bucket seats with 2-way manual seat adjust and flow-through center console with 2 rear-facing charge-only USB ports <sup>4</sup> (SuperCab/SuperCrew)
<b>0</b>	<b>0</b>						<b>S</b>	Cloth bucket seats with 2-way manual seat adjust, manual lumbar, and flow-through center console with 2 rear-facing charge-only USB ports <sup>4</sup> (XL requires STX® Package)
	<b>S</b>							Cloth 40/20/40 split bench with folding armrest with storage, 2-way manual seat adjust and manual lumbar, and center under-seat lockable storage
		<b>S</b>						Premium leather-trimmed 40/20/40 split bench; 10-way power, heated and ventilated driver seat with memory; multi-adjustable power, heated and ventilated outboard passenger seat; folding armrest with storage; and center under-seat lockable storage
			<b>0</b>					Premium leather-trimmed bucket seats; 10-way power, heated and ventilated driver seat with memory; multi-adjustable power, heated and ventilated passenger seat; and flow-through center console <sup>4</sup>
				<b>S</b>				Del Rio leather bucket seats with vinyl piping; 10-way power, heated and ventilated driver seat with memory; multi-adjustable power, heated and ventilated passenger seat; and flow-through center console
					<b>S</b>			Multicontour bucket seats with Active Motion® and Nirvana leather seating surfaces; 10-way power, heated and ventilated driver seat with memory; multi-adjustable power, heated and ventilated passenger seat; and flow-through center console



WHEELS



A



B



C



D



E



F



G



H



I



J



K



L



M



N



O



P



Q



R



S

XL	XLT	LARIAT™	KING RANCH®	PLATINUM®	LIMITED	TREMOR™	RAPTOR®	
								S: STANDARD O: OPTIONAL P: PACKAGED
								<b>WHEELS</b>
S								A. 17" Silver Steel
P	S							B. 17" Silver-Painted Aluminum (included in XL Chrome Package; not available with diesel engine)
P	O							C. 18" Silver-Painted Aluminum <sup>1</sup> (included in Heavy-Duty Payload Package)
P								D. 18" 6-Spoke Machined Aluminum with Magnetic-Painted Pockets (included in STX® Package)
	S	S						E. 18" Machined Aluminum with Magnetic-Painted Pockets (XLT with diesel engine)
	P	P						F. 18" 6-Spoke Machined Aluminum with Gloss Black-Painted Pockets (included in Sport Package; not available with diesel engine)
	P	P						G. 18" Chrome-Like PVD Aluminum (included in Chrome Package)
			S					H. 18" Machined Aluminum with Magnetic-Painted Pockets
O								I. 20" 6-Spoke Machined Aluminum with Magnetic-Painted Pockets (requires STX Package)
	O	O						J. 20" 6-Spoke Dark Alloy-Painted Aluminum (requires Sport Package; standard with Sport Package and diesel engine)
	O	O						K. 20" Chrome-Like PVD Aluminum (requires Chrome Package)
			P					L. 20" Chrome-Like PVD Aluminum (included in Chrome Package)
			O					M. 20" Machined Aluminum with Light Caribou-Painted Pockets <sup>1</sup> (not available with diesel engine)
				S				N. 20" Polished Aluminum
					S			O. 22" Polished Aluminum
						S		P. 18" Aluminum with Dark Matte Finish
							S	Q. 17" Cast-Aluminum with Magnetic-Painted Pockets
							O	R. 17" Matte Black-Painted Forged-Aluminum Bead-Lock Capable <sup>1</sup>
							P	S. 17" Magnetic-Painted Forged-Aluminum Bead-Lock Capable (included in RAPTOR 37 Performance Package)
								<b>TIRES</b>
S	S							245/70R17 BSW all-season (4x2)
S	S							265/70R17 OWL all-terrain (4x4)
O	O							LT265/70R17C BSW all-terrain <sup>1</sup> (4x4; requires FX4™ Off-Road Package)
P	O	O						LT265/70R18C OWL all-terrain <sup>1</sup> (4x4; requires FX4 Off-Road Package; included in Heavy-Duty Payload Package)
P	O	S	S					265/60R18 BSW all-season <sup>1</sup> (4x2)
P	O	S	S					275/65R18 OWL all-terrain <sup>1</sup> (4x4)
O	O	O	O	S				275/60R20 BSW all-season <sup>1</sup> (4x2)
O	O	O	S					275/60R20 BSW all-terrain <sup>1</sup> (4x4)
			O	O	O			275/60R20 OWL all-terrain <sup>1</sup> (4x4)
						S		275/50R22 BSW all-season
							S	33" General™ Grabber™ A/T <sup>x</sup> 275/70R18 BSW all-terrain
							S	35" BFGoodrich® All-Terrain T/A® KO2 LT315/70R17 BSW
							P	37" BFGoodrich All-Terrain T/A KO2 37x12.5R17 BSW (included in RAPTOR 37 Performance Package)

1. Restrictions may apply. See your dealer for details.


**EXTERIOR & INTERIOR**



Agate Black  
Stone Gray Two-Tone



Iconic Silver<sup>1</sup>  
Carbonized Gray Two-Tone



Oxford White  
Stone Gray Two-Tone



Carbonized Gray



Race Red<sup>2</sup>  
Carbonized Gray Two-Tone



Velocity Blue  
Carbonized Gray Two-Tone



Stone Gray<sup>1</sup>



Antimatter Blue  
Stone Gray Two-Tone




Space White  
Stone Gray Two-Tone




Lead Foot




Rapid Red Metallic Tinted Clearcoat<sup>3</sup>  
Stone Gray Two-Tone




Guard<sup>4</sup>  
Stone Gray Two-Tone



Kodiak Brown  
Stone Gray Two-Tone



Star White Metallic Tri-coat<sup>3</sup>  
Stone Gray Two-Tone



Smoked Quartz Metallic Tinted Clearcoat<sup>3</sup>  
Stone Gray Two-Tone



Code Orange Metallic

Colors and fabric swatches are for visual reference only. See your dealer for actual paint/material/trim content.  
**1.** KING RANCH requires Chrome Package. **2.** LARIAT requires Chrome Package. **3.** Additional charge. **4.** Not available with KING RANCH Chrome Package. **5.** Carbonized Gray Two-Tone is optional on XLT. **6.** Stone Gray Two-Tone is optional on LARIAT. **7.** Stone Gray Two-Tone is standard on KING RANCH.

	XL	STX <sup>®</sup>	XLT <sup>5</sup>	XLT SPORT	LARIAT <sup>™6</sup>	LARIAT SPORT	KING RANCH <sup>®7</sup>	PLATINUM <sup>®</sup>	LIMITED	TREMOR <sup>™</sup>	RAPTOR <sup>®</sup>
Agate Black Metallic	1 2	3	4 5	6	7 8 9	9	10	11 12	13	14 15 16	17 18 19
Iconic Silver Metallic <sup>1</sup>	1 2	3	4 5	6	7 8 9	9	10	11 12	13	14 15 16	17 18 19
Oxford White	1 2	3	4 5	6	7 8 9	9	10			14 15 16	17 18 19
Carbonized Gray Metallic	1 2	3	4 5	6	7 8 9	9		11 12	13		
Race Red <sup>2</sup>	1 2	3	4 5	6	7 8 9	9					
Velocity Blue Metallic	1 2	3	4 5	6		9				14 15 16	17 18 19
Stone Gray Metallic <sup>1</sup>	1 2		4 5		7 8 9		10			14 15 16	
Antimatter Blue Metallic	1 2		4 5		7 8 9		10	11 12	13	14 15 16	17 18 19
Space White Metallic		3	4 5	6	7 8 9	9					
Lead Foot		3		6		9				14 15 16	17 18 19
Rapid Red Metallic Tinted Clearcoat <sup>3</sup>			4 5	6	7 8 9	9	10	11			
Guard Metallic <sup>4</sup>			4 5		7 8 9		10				
Kodiak Brown Metallic					7 8 9		10	11 12			
Star White Metallic Tri-coat <sup>3</sup>					7 8 9		10	11 12	13		
Smoked Quartz Metallic Tinted Clearcoat <sup>3</sup>					7 8 9		10	11 12	13		
Code Orange Metallic											17 18 19



**1** Medium Dark Slate Cloth  
XL



**2** Medium Dark Slate Vinyl  
XL



**3** Black STX Sport Cloth  
STX



**4** Medium Dark Slate Cloth  
XLT



**5** Baja Tan Cloth  
XLT



**6** Black Sport Cloth  
XLT SPORT



**7** Medium Dark Slate Premium Leather  
LARIAT



**8** Baja Tan Premium Leather  
LARIAT



**9** Black Premium Leather  
LARIAT




**10** Norias/Mesa Antique Affect  
Del Rio Leather KING RANCH




**11** Black Nirvana Leather/Carmelo  
Miko Accent PLATINUM



**12** Carmelo Nirvana Leather/Black  
Miko Accent PLATINUM



**13** Admiral Blue/Light Slate  
Venetian Leather LIMITED



**14** Black Sport Cloth  
TREMOR



**15** Black Sport Vinyl/Cloth  
TREMOR



**16** Black Sport Vinyl/Leather  
TREMOR



**17** Black Vinyl/Nirvana Leather  
with Carbon Cord Cloth RAPTOR



**18** Black Vinyl/Nirvana Leather  
with Approach Angle Cloth RAPTOR



**19** Rhapsody Blue Vinyl/Nirvana Leather  
with Alcantara<sup>®</sup> Inserts RAPTOR

**CONVENTIONAL TOWING**

GCWR & Maximum Loaded Trailer Weight Ratings (lbs.)

Engine	Axle Ratio	GCWR	Regular Cab				SuperCab™				SuperCrew®				
			122" WB 4x2	4x4	141" WB 4x2	4x4	145" WB 4x2	4x4	164" WB 4x2	4x4	145" WB 4x2	4x4	157" WB 4x2	4x4	
3.3L V6 FFV	3.55	9,400/9,500	5,000/–		–/5,000										
		9,700/9,900		5,100/–						–/5,100					
	3.73	12,600/12,700	8,200/–		–/8,200										
		12,800/12,900		8,200/–		–/8,200	–/8,200								
		13,000/13,100						–/8,100			8,200/–				
		13,300								8,200					
2.7L EcoBoost®	3.15	12,200/12,300	7,600/–		–/7,600										
		12,600/12,700				7,700/–		7,600/–		–/7,700					
		12,800									7,800				
	3.55	12,200/12,300	7,600/–		–/7,600										
		12,500/12,600		7,700/–		–/7,700	–/7,700		–/7,600						
		12,700/12,800						–/7,600		7,700/–		–/7,800			
			12,900							7,700					
	3.73	13,200/13,300	8,600/–	–/8,500	–/8,600	–/8,400	–/8,400	–/8,100	–/8,300	–/8,300	–/8,100	–/8,300			
		14,800/15,000			10,000 <sup>1</sup> /–		–/10,000 <sup>1</sup>			7,700/–		–/7,800			
		15,100/15,300				10,000 <sup>1</sup> /–		–/10,100 <sup>1</sup>	10,000 <sup>1</sup> /–			10,000 <sup>1</sup> /–			
15,400									10,100 <sup>1</sup>						
5.0L V8 FFV	3.15	13,000/14,800	8,300/–		–/9,900	–/9,800		–/9,600	–/9,700		–/9,600				
	3.31	13,000/13,200	8,300/–	–/8,200											
		14,800			9,900	9,700	9,800	9,500	9,600	9,400	9,700	9,400	9,600	9,300	
	3.73	13,800/14,600	9,100/–	–/9,600											
		15,300/15,500			10,400/–		–/10,500								
		15,600/15,800				10,500/–		–/10,500	10,400/–	–/10,400	10,500/–	–/10,400	10,400/–	–/10,300	
		17,600/17,800					–/12,800 <sup>2</sup>	12,300 <sup>2</sup> /–							
		17,900			13,000 <sup>2</sup>	12,800 <sup>2</sup>									
			18,000/18,100		13,000 <sup>3</sup> /–						–/12,900 <sup>2</sup>				
			18,200									13,000 <sup>2</sup>			
		18,300/18,400			13,000 <sup>3</sup> /–		13,000 <sup>3</sup> /–	–/13,000 <sup>2</sup>		–/13,000 <sup>2</sup>	–/13,000 <sup>3</sup>	–/12,900 <sup>2</sup>			
		18,500/18,600						13,000 <sup>3</sup> /–			–/13,000 <sup>3</sup>				
3.5L EcoBoost	3.31	16,100/16,200			11,200/–		–/11,000								
		16,400/16,500				11,200/–		–/11,100	–/11,200		–/11,200				
		16,600/16,800								–/11,200		–/11,300	11,300/–	–/11,200	
	3.55	16,100/16,200			11,200/–		–/11,000								
		16,400/16,500				11,200/–		–/11,100	–/11,200		–/11,200				
		16,600/16,800								–/11,200		–/11,300	11,300/–	–/11,200	
		17,500/17,700						12,300 <sup>2</sup> /–	–/12,300 <sup>2</sup>						
		17,900			13,000 <sup>2</sup>	12,700 <sup>2</sup>									
			19,300/19,400							–/14,000 <sup>2</sup>	–/13,800 <sup>2</sup>	14,000 <sup>2</sup> /–	–/13,900 <sup>2</sup>	–/14,000 <sup>2</sup>	–/13,800 <sup>2</sup>
	3.73	17,100										10,900 <sup>4</sup>			
18,400				13,300 <sup>3</sup>	13,100 <sup>3</sup>										
19,400/19,500								14,000 <sup>3</sup> /–	13,800 <sup>3</sup> /–			14,000 <sup>3</sup> /–	–/13,800 <sup>3</sup>		
4.10	14,500									8,200 <sup>5</sup>					
	14,575									8,200 <sup>6</sup>					
3.0L Diesel	3.31	16,300								10,500			10,400		
	3.55	16,300								10,500			10,400		
		17,900/18,000								12,100 <sup>2</sup> /–			–/12,100 <sup>2</sup>		
3.5L PowerBoost™	3.55	16,700/16,800								11,000/–		–/11,100			
		18,400								12,700 <sup>2</sup>		12,700 <sup>2</sup>			
	3.75	17,000								11,100		11,000			
		18,400								12,400 <sup>2</sup>		12,400 <sup>2</sup>			

Best ratings in the class shown **bolded** and in color. Class is Full-Size Pickups under 8,500 lbs. GVWR.

WB = Wheelbase Payload and towing are independent attributes and may not be achieved simultaneously.

1. Requires 2.7L EcoBoost Payload Package. 2. Requires Max. Trailer Tow Package. 3. Requires Max. Trailer Tow and Heavy-Duty Payload Packages. 4. TREMOR only. 5. RAPTOR only. 6. RAPTOR with available RAPTOR 37 Performance Package.

**Towing Notes:** Maximum loaded trailer weights shown. Do not exceed trailer weight of 5,000 lbs. when towing with bumper only. The combined weight of the towing vehicle (including options, hitch, passengers and cargo) and the loaded trailer must not exceed the GCWR (Gross Combination Weight Rating). Trailer tongue load weight should be 10-15% of total loaded trailer weight. Make sure that the vehicle payload (reduced by option weight) will accommodate trailer tongue load weight and the weight of passengers and cargo added to the towing vehicle. The addition of trailer tongue load weight, and the weight of passengers and cargo, cannot cause vehicle weights to exceed the rear GAWR (Gross Axle Weight Rating) or GVWR (Gross Vehicle Weight Rating). These ratings can be found on the vehicle's Safety Compliance Certification Label. See the RV and Trailer Towing Guide for requirements, restrictions and 5th-wheel towing.

**Payload Notes:** Maximum capabilities shown are for properly equipped vehicles with required equipment and a 150-lb. driver. Weight of additional options, equipment, passengers and cargo must be deducted from this weight. For additional information, see your Ford Dealer.

**PAYLOAD**

Maximum GVWR & Payload Weight Ratings (lbs.)

Engine	Max. GVWR	Regular Cab		SuperCab		SuperCrew		
		122" WB	141" WB	145" WB	164" WB	145" WB	157" WB	
3.3L V6 FFV 4x2	6,010	1,985						
	6,100		1,975					
	6,250			1,905		1,785		
3.3L V6 FFV 4x4	6,050	1,775						
	6,325		1,960					
	6,470					1,765		
	6,480			1,880				
2.7L EcoBoost 4x2	6,050	1,875						
	6,170		1,905					
	6,325			1,855				
	6,400					1,815		
	6,450						1,830	
	6,500				1,925			
	6,650					1,960 <sup>1</sup>		
	6,750			2,175 <sup>1</sup>				
	6,800						2,085 <sup>1</sup>	
	6,900		2,480 <sup>1</sup>		2,225 <sup>1</sup>			
2.7L EcoBoost 4x4	6,150	1,705						
	6,435		1,885					
	6,500			1,745				
	6,600					1,760		
	6,800		2,125 <sup>1</sup>					
	6,900						1,965 <sup>1</sup>	
	7,000			2,165 <sup>1</sup>				
	5.0L V8 FFV 4x2	6,200	1,900					
		6,750		2,350				
		6,800						2,135
6,900					2,345			
6,950							2,235	
7,000						2,325		
7,050							2,335 <sup>2</sup>	
7,850 <sup>3</sup>			<b>3,325<sup>3</sup></b>		3,010 <sup>3</sup>		2,900 <sup>3</sup>	
5.0L V8 FFV 4x4		6,400	1,835					
		6,950		2,300				
	7,050			2,240		2,135		
	7,150				2,205		2,135	
	7,850 <sup>3</sup>		3,050 <sup>3</sup>		2,765 <sup>3</sup>		2,650 <sup>3</sup>	
3.5L EcoBoost 4x2	6,750					2,050		
	6,900							
	7,000						2,245	
	7,050						2,300 <sup>2</sup>	
	7,850 <sup>3</sup>		3,250 <sup>3</sup>		2,980 <sup>3</sup>		2,880 <sup>3</sup>	
	3.5L EcoBoost 4x4	7,000					1,885 <sup>4</sup>	
7,050			2,360	2,190		2,100		
7,150					2,125	1,400 <sup>5</sup>	2,155	
7,300						1,400 <sup>6</sup>		
7,850 <sup>3</sup>			3,035 <sup>3</sup>		2,740 <sup>3</sup>		2,640 <sup>3</sup>	
3.0L Diesel 4x4	7,050			1,840		1,805		
	7,100						1,805	
3.5L PowerBoost 4x2	7,350					2,090	2,120	
3.5L PowerBoost 4x4	7,350					1,830	1,810	

**DIMENSIONS**

Exterior (in.)	Regular Cab 4x2/4x4	SuperCab 4x2/4x4	SuperCrew 4x2/4x4
Height (max.)			
5.5' box			75.6/77.2
6.5' box	75.6/77.0	75.5/77.2	75.8/77.6
8' box	75.2/77.0	75.6/77.1	
<b>Width</b>			
Excluding mirrors	79.9	79.9	79.9
Including standard mirrors	95.7	95.7	95.7
Including trailer tow mirrors	105.9	105.9	105.9
Standard mirrors folded	83.6	83.6	83.6
Trailer tow mirrors folded	85.3	85.3	85.3
<b>Length</b>			
5.5' box			231.7
6.5' box	209.1	231.7	243.5
8' box	227.7	250.3	
<b>Wheelbase</b>			
5.5' box			145.4
6.5' box	122.8	145.4	157.2
8' box	141.5	164.1	
<b>Ground clearance (min.)</b>			
5.5' box			8.5/9.4
6.5' box	8.7/9.4	8.4/9.4	8.2/8.8
8' box	8.3/9.4	8.2/8.7	
<b>Cargo Box (in.)</b>	<b>5.5' Box</b>	<b>6.5' Box</b>	<b>8' Box</b>
Volume (cu. ft.)	52.8	62.3	77.4
Inside height	21.4	21.4	21.4
Length at floor	67.1	78.9	97.6
Width at wheelhouse	50.6	50.6	50.6
Max. width at floor	65.2	65.2	65.2

Interior (in.)	Regular Cab Front	SuperCab Front/Rear	SuperCrew Front/Rear
Head room	40.8	40.8/40.3	40.8/40.4
Leg room (max.)	43.9	43.9/33.5	43.9/43.6
Hip room	62.5	62.5/62.6	62.5/62.6
Shoulder room	66.7	66.7/66.1	66.7/66.0
<b>Capacities (cu. ft.)</b>			
Total passenger volume	64.7	116.3	131.9
Rear passenger volume		51.6	67.2
Max. cargo volume behind front seats	8.8	30.6	50.9

Exterior (in.)
----------------



XLT SuperCrew® 4x4 in Iconic Silver Metallic accessorized with a chrome exhaust tip, premium flat splash guards with stainless steel inserts, step bars, stowable load ramps,<sup>1</sup> spray-in bedliner,<sup>2</sup> hard-folding tonneau cover,<sup>3</sup> side window deflectors,<sup>3</sup> fender flares,<sup>3</sup> rear wheel-well liners, trailer tow mirrors and hood deflector



Hood scoop<sup>3</sup>

Pet seat cover<sup>3</sup>

Kayak carrier<sup>3</sup>

Floor liners

**New Vehicle Limited Warranty.**

We want your Ford F-150® ownership experience to be the best it can be. Under this warranty, your new vehicle comes with 3-year/36,000-mile bumper-to-bumper coverage (whichever comes first), 5-year/60,000-mile Powertrain Warranty coverage (whichever comes first), 5-year/60,000-mile safety restraint coverage (whichever comes first), and 5-year/unlimited-mile corrosion perforation (aluminum panels do not require perforation) coverage (whichever comes first) – all with no deductible. F-150 unique electric components are covered during the Hybrid/Electric Unique Component Coverage, which lasts for 8 years or 100,000 miles (whichever comes first). Please ask your Ford Dealer for a copy of these limited warranties.

**Ford Credit®** Get the ride you want. Whether you plan to lease or buy, Ford Credit has the option that's right for you. Ask your Ford Dealer for details or visit us online at [ford.com/finance](https://ford.com/finance).

**Roadside Assistance.** Covers your vehicle for 5 years or 60,000 miles (whichever comes first), so you have the security of knowing that help may be only a phone call away should you run out of fuel, lock yourself out of the vehicle or need a winch back to a paved road, a battery jump start or towing. Your Ford Dealer can provide complete details on all of these advantages.

**Ford Protect™ Extended Service Plans.** Whether you purchase or lease your Ford vehicle, insist on genuine Ford Protect extended service plans. Ford Protect has a variety of plans to give you peace-of-mind protection whether you want vehicle component or maintenance coverage. Plus, they are fully backed by Ford and honored at all Ford dealerships in the U.S., Canada and Mexico. When you visit your dealer, insist on genuine Ford Protect extended service plans.

**Ford Insure.** Insurance that lets you earn discounts for safe driving, offering a maximum discount of 40% off your auto insurance. Ford Insure works with your 2021 F-150 to gauge driving habits and calculate a discount based on how you drive. Visit [www.fordinsure.com](https://www.fordinsure.com) to learn more.

*American Road Services Company LLC (a Ford affiliate) is the licensed insurance agency offering Ford Insure and is underwritten by Nationwide Mutual Insurance Company and affiliates. Home Office: Columbus, OH. Ford Motor and Ford Credit are not insurance companies or agents. Subject to underwriting guidelines, review and approval. Details and availability varies; program criteria differ in California. Discounts do not apply to all coverage elements; actual savings vary by state, coverage selections, rating factors and policy changes.*

**Ford Original Accessories.** They're warranted for whichever provides you the greatest benefit: 24 months/unlimited mileage, or the remainder of your Bumper-to-Bumper 3-year/36,000-mile (whichever comes first) New Vehicle Limited Warranty.

**Ford Licensed Accessories (FLA)** are warranted by the accessory manufacturer's warranty. FLA are designed and developed by the accessory manufacturer and have not been designed or tested to Ford Motor Company engineering requirements. Contact your Ford Dealer for details and/or a copy of all limited warranties.



**3.3L TI-VCT V6 GAS**

4x2	20 CITY MPG	24 HWY MPG	21 COMB MPG
4x4	19 CITY MPG	22 HWY MPG	20 COMB MPG

**5.0L TI-VCT V8 GAS**

4x2	17 CITY MPG	24 HWY MPG	20 COMB MPG
4x4	16 CITY MPG	22 HWY MPG	19 COMB MPG

**2.7L ECOBOOST® V6 GAS**

4x2	20 CITY MPG	26 HWY MPG	22 COMB MPG
4x4	19 CITY MPG	24 HWY MPG	21 COMB MPG

**3.5L ECOBOOST V6 GAS**

4x2	18 CITY MPG	24 HWY MPG	20 COMB MPG
4x4	18 CITY MPG	23 HWY MPG	20 COMB MPG
TREMOR™	16 CITY MPG	20 HWY MPG	18 COMB MPG

**3.5L POWERBOOST™ FULL HYBRID**

4x2	25 CITY MPG	26 HWY MPG	25 COMB MPG
4x4	24 CITY MPG	24 HWY MPG	24 COMB MPG

**HIGH-OUTPUT 3.5L ECOBOOST V6 GAS**

RAPTOR®	15 CITY MPG	18 HWY MPG	16 COMB MPG
RAPTOR	15 CITY MPG	16 HWY MPG	15 COMB MPG

with RAPTOR 37 Performance Package

**3.0L POWER STROKE® V6 TURBODIESEL**

4x4	20 CITY MPG	27 HWY MPG	23 COMB MPG
-----	-------------	------------	-------------

**EPA-ESTIMATED RATINGS**

Actual mileage will vary.

**1.** Restrictions apply. Not compatible with power tailgate. **2.** Factory option. See your dealer for details. **3.** Ford Licensed Accessory.

Ford and Oval Device, 911 Assist, Active Motion, Active Park Assist, AdvanceTrac, AppLink, BLIS, BoxLink, Built Ford Tough, Easy Fuel, EcoBoost, F-150, F-Series, Ford Co-Pilot360, Ford Credit, Ford Protect, FordPass, FX4, Hill Descent Control, LARIAT, MyKey, PLATINUM, PowerBoost, Power Stroke, PowerScope, Pro Trailer Backup Assist, RAPTOR, Roll Stability Control, RSC, Safety Canopy, SecuriCode, SecuriLock, SelectShift, SOS Post-Crash Alert System, STX, SuperCab, SuperCrew, SYNC, Tough Bed, Trail Control, TREMOR and related marks are trademarks of Ford Motor Company.

Alcantara is a registered trademark of Alcantara S.p.A., Italy. Amazon, Alexa and all related logos are trademarks of Amazon.com, Inc. or its affiliates. Android Auto is a trademark of Google LLC. Apple CarPlay is a trademark of Apple Inc., registered in the U.S. and other countries. BANG & OLUFSEN and B&O are registered trademarks of Bang & Olufsen Group. Licensed by Harman Becker Automotive Systems Manufacturing Kft. All rights reserved. BFGoodrich and T/A are registered trademarks of Michelin North America, Inc. FOX, Racing Shox and Live Valve are trademarks of FOX Factory, Inc. General and Grabber are registered trademarks of Continental Tire the Americas, LLC. HD Radio is a proprietary trademark of iBiquity Digital Corporation. King Ranch is a registered trademark of King Ranch, Inc. McGard is a registered trademark of McGard LLC. Miko is a registered trademark of Miko s.r.l. RECARO is a registered trademark of RECARO Beteiligungs-GmbH. RIGID is a registered trademark of JST Performance, LLC. SiriusXM and all related marks and logos are trademarks of Sirius XM Radio Inc. Torque-On-Demand is a registered and active trademark of BorgWarner. TORSEN is a registered trademark of JTEKT Corporation.

Comparisons based on competitive models (class is Full-Size Pickups under 8,500 lbs. GVWR), publicly available information and Ford certification data at time of release. Vehicles may be shown with optional equipment. Features may be offered only in combination with other options or subject to additional ordering requirements/limitations. Dimensions shown may vary due to optional features and/or production variability. Information is provided on an "as is" basis and could include technical, typographical or other errors. Ford makes no warranties, representations, or guarantees of any kind, express or implied, including but not limited to, accuracy, currency, or completeness, the operation of the information, materials, content, availability, and products. Ford reserves the right to change product specifications, pricing and equipment at any time without incurring obligations. Your Ford Dealer is the best source of the most up-to-date information on Ford vehicles.



From day one, we had the future in mind. And over 117 years later, we continue that tradition of innovation with Ford Co-Pilot360™ helping push us closer to autonomous driving, the latest generation of SYNC® to communicate untethered and our first fully electric vehicle – Ford Mustang Mach-E®

We've always had our mind on the future. Now we're building it.

21F15PDFJ2

©2020 Ford Motor Company

## The FordPass™ App



Meet FordPass. The app that puts your ownership experience in the palm of your hand.

- Access remote features<sup>1</sup> like start/stop, lock/unlock, schedule a start, locate vehicle and vehicle status check when your vehicle is equipped with FordPass Connect<sup>2</sup>
- With the FordPass App, get the toughest jobs done no matter where you are: Keep an eye on available Pro Power Onboard usage, control available Zone Lighting, check your trailer lights and more right from the app
- With FordPass Rewards, earn Points to use toward complimentary maintenance<sup>3</sup> or accessories when you buy or lease a new Ford
- Enjoy peace of mind knowing 24/7 Roadside Assistance<sup>4</sup> is only a call or e-request away



**Download the FordPass App today.**

**1.** Remote start and remote lock/unlock require power door locks. **2.** FordPass Connect, the FordPass App, and complimentary Connected Service are required for remote features (see FordPass Terms for details). Connected service and features depend on compatible AT&T network availability. Evolving technology/cellular networks/vehicle capability may limit functionality and prevent operation of connected features. Connected service excludes Wi-Fi hotspot. **3.** Modem must be activated within 60 days of purchase through the FordPass App on a smartphone and remain active for at least 6 months after activation. Buyers of non-modem-equipped vehicles will also receive Points for complimentary maintenance after enrollment. Visit a participating dealer for details or go to FordPassRewards.com. **4.** Roadside Assistance is included for certain owners and available to everyone for a per-service fee. Ford reserves the right to change program details without obligations. Ford Roadside Assistance is a complimentary offering to all Ford owners for up to 5 years or 60,000 miles (from the date of sale), whichever comes first.