

1982 FORD F-SERIES PICKUPS



Tough '82 Ford Pickup



Great new line of '82 pickups from Ford — America's Truck!

The new '82 Ford Pickups are here with advanced new technology combined with traditional tough Ford Truck value features and advantages. Features that have made Ford first in truck sales* for the last five years. Features that have made Ford America's Truck — Built Ford Tough!

Ford's famous Twin-I-Beam front suspension is even better for '82 with lubed-for-life ball joints and adjustable camber (F-100/F-150). Styleside pickups feature an all-welded steel pickup box with double-wall side construction. Tough ladder-type frame has deep sidersails and up to eight reinforcing crossmembers.

The Ford oval on the new grille symbolizes Ford's commitment to down-to-earth toughness in every Ford Pickup. They're built tough for big payloads up to 4,820 lb. — up to 5,620 lb. with dual rear wheels.

CAPTIONS LEFT TO RIGHT:

Ford F-100 FS Styleside pickup in Raven Black with optional cast aluminum wheels and RWL tires.

Ford F-150 XLS Flareside pickup in Candyapple Red with optional Black low-mount mirrors and RWL tires.

Ford F-250 SuperCab XL Styleside pickup shown with optional Deluxe Tu-Tone — Silver Metallic with Maroon accent — and WSW tires.

Ford F-350 Six-Wheeler Styleside pickup in Medium Caramel Metallic with optional Trailer Towing Package.

Advanced technology! The new Ford 3.8L (232) V-6 engine is an outstanding example of Ford's vital new technology. New, but well tested and proven. This lightweight truck V-6 was tested over 1,300,000 miles on the road. Special refinements in modern combustion chamber design and valve porting help achieve high fuel efficiency, with projected estimates of 28 est. hwy.** and 18 EPA est. mpg.** All in all, Ford's 3.8L V-6 is a modern, high-technology engine with excellent horsepower per liter. The new 3.8L V-6 is standard in F-100 Series trucks, except in California.

*Based on R.L. Polk & Co. 1977 to 1981 calendar-year-to-date registrations.

**Projected Ford Division estimates with optional 4-Speed Overdrive transmission for comparison. See your Ford Dealer for the 1982 EPA Gas Mileage Guide.

More mileage information: Compare the estimates with others. Your mileage may differ depending on speed, distance and weather. Actual highway mileage and California ratings lower.

And for '82, Ford offers a broad line of trucks to meet most any personal or business need. Choose from sleek Stylesides with single or dual-rear wheels, Flareside pickups with running boards for easy side loading, SuperCabs — the 2-door pickup with room for a family of six, or added inside storage space — and Chassis-Cab models to accommodate the special custom body you may require.

Ford Trucks are available in four series — F-100, F-150, F-250 and F-350 — with a wide range of payload capacities. And in four functional and attractive trim levels... from the value-packed Standard and XL to the luxurious XLT Lariat or sporty XLS.

Here are more reasons Ford Pickups are America's Truck!

Gas-saving economy!

Last year Ford was the first and only pickup to be rated at both 21 estimated mpg and over 2,500 lb. of payload. Now for '82, Ford introduces the new F-100 FS (fuel saver) economy pickup. This new gas-saving Ford has the highest mileage rating ever achieved by a six-cylinder pickup with 31 est. hwy.** (22) EPA est. mpg.** See your Ford Dealer and check out all of the new Ford Pickup ratings for '82. Compare with other pickups, and you'll understand why Ford is America's Truck.

Advanced-technology new lockup automatic.

Another new innovation, the optional new SelectShift automatic transmission with a locking torque converter provides a mechanical lockup between the engine and transmission. This results in an operating efficiency that's considerably better than automatic transmissions without the lockup feature. Available in F-100 with 3.8L (232) V-6 or 4.2L (255) V-8.

Advanced-technology new Electronic Engine Control.

Ford's electronic control monitors and regulates the fuel-air mixture to

optimize fuel economy and performance. The E.E.C. system is incorporated in the 5.8L (351) V-8 engine option for F-150 and F-250 trucks under 8,500 lb. GVWR.

Automatic overdrive.

Also high on the list of advanced-technology features is automatic overdrive. This transmission is available on Ford F-100, F-150 and F-250 Pickups, with optional 5.0L (302) V-8 engine. At about 45 mpg in D (drive), the transmission automatically shifts into the overdrive gear. The engine then runs more slowly for less wear and better economy.

Long range between gas stops.

Ford Pickup's gas mileage ratings and 19-gal. standard fuel tank (LWB model) plus optional 19-gal. auxiliary provide a very long estimated range between fuel stops.

Aerodynamic design.

From the shape of the new grille, the slope of the hood to the design of the roof... smooth contours minimize air drag at highway speeds. Result: efficient use of power.

New Twin-I-Beam front suspension.

Ford's famous independent front suspension consists of two steel I-beams. Each front wheel has its own I-beam and big coil spring to step over bumps independently. And for '82, it's Built Ford Truck Tough with new lubed-for-life ball joints and adjustable camber (F-100/F-150).

Hardworking six-cylinder engine.

In addition to outstanding fuel economy, the Ford 4.9L (300) Six is the industry sales leader* and provides the most torque of any six-cylinder pickup engine.

For details, be sure to see your Ford Dealer. He'll be happy to show you some of the special features about the '82 Ford Pickups shown here and on the pages that follow.



'82 Ford XLT Lariat.



From the blue Ford oval proudly displayed on the attractive new grille...back along sculptured steel sides with attractive bodyside tape stripe and protection molding...to brushed aluminum tailgate applique...the XLT Lariat has the "top-of-the-line" look and careful attention to detail. Inside, you'll find luxurious wall-to-wall cut-pile carpeting over fiber pad insulation, map box on lower doors, deluxe steering wheel, woodtone applique on the smart door trim panels and more as shown on page 16.

Ford XLT Lariat Styleside pickup with optional Victoria Tu-Tone—in Medium Blue Metallic with Silver Metallic accent—chrome grille, rear bumper, cast aluminum wheels, RWL tires, auxiliary fuel tank, western mirrors and sliding rear window.



'82 Ford XL.



The new Ford XL proves a tough, hardworking pickup can be great looking with just the right touches of elegance outside. And inside, there's a wide range of refinements and features from attractive vinyl headliner, woodtone applique on instrument panel, dome lamp and courtesy lamp door switches...to bright door trim panel molding and more.

Ford F-150 XL Styleside pickup with optional Victoria Tu-Tone—in Dark Brown Metallic with Tan accent—auxiliary fuel tank, exterior protection group, cast aluminum wheels, RWL tires, low-mount mirrors, accent tape stripe and rear bumper.





'82 Ford Trailer Towing.

More and more businesses are discovering the advantages of pickup-pulled fifth-wheel trailers. The same advantages that have made big semi-trailers the prime carriers of over-the-road freight. Trailers can carry big payloads, have low loading heights and are highly maneuverable compared to long straight trucks with the same carrying capacity.

Trailers have long been popular recreation vehicles. They are easy to set up at your campsite, and the towing pickup then becomes available for personal transportation. For example, there's room for a family of six in the Ford SuperCab pickup with optional rear bench seat.

But for business efficiency or camping fun, the towing vehicle must be properly equipped to do the job. And Ford offers a Heavy-Duty Trailer Towing Package to match your hauling needs. Gross Combination Weight Ratings go up to 14,200 lb. for both 5th wheel and conventional trailers.

Heavy-Duty Trailer Towing Package includes (for trailers up to 9,500 lb.):

- Extra engine cooling
- Heavy-duty flasher
- 60 amp. alternator
- 63 amp-hr. heavy-duty maintenance-free battery
- Ammeter and oil pressure gauges
- Bright low-mount swingaway recreational mirrors (9"x6")
- Handling Package
- External transmission oil cooler with SelectShift automatic transmission
- Trailer tow wiring harness*

Note: See your Ford Dealer for required or recommended equipment (engines, transmissions, axle ratios, etc.)

Mighty choice.

Choose from a wide range of Ford engines to meet your needs. Optimum power from the new 3.8L (232) V-6 to the big 6.6L (400) V-8.

Ford F-350 Six-Wheeler Styleside pickup (left) in Medium Caramel Metallic with optional Trailer Towing Package.

Ford F-250 SuperCab XL Styleside pickup (middle) shown with optional Deluxe Tu-Tone - Silver Metallic with Maroon accent - Camper Special Package, chrome rear step bumper and WSW tires.

Ford F-150 XLT Lariat Styleside pickup (right) with optional Combination Tu-Tone - Wimbledon White with Bright Blue accent - Trailer Towing Package, chrome rear step bumper, deluxe wheel covers and WSW tires.

'82 Ford Camper Special

Carefree camping fun begins with your transportation to the campsite. Tough Ford Pickups offer a complete Camper Special Package with all of the basics for today's RV uses.

This Camper Special Package is optional on F-250 and F-350 Regular Cab - including the big F-350 "Six-Wheeler" - and SuperCab Styleside pickups to accommodate slide-in campers.

Camper Special Package includes:

- 60 amp. alternator
- 63 amp-hr. heavy-duty maintenance-free battery
- Ammeter and oil pressure gauges
- Bright low-mount swingaway mirrors (9"x6")
- Extra engine cooling
- Stabilizer bars - front and rear
- Heavy-duty shock absorbers - front and rear
- Camper wiring harness*
- External transmission oil cooler with SelectShift automatic transmission

Note: Requires 5.0L (300) V-6 or larger engine and optional 4 speed manual (non-overdrive), SelectShift automatic or Automatic Overdrive transmission. *Includes 12 volt 7-wire (identified) sealed cable with connectors.



Removable tailgate. The Ford Styleside Pickup's tailgate is easily removable in seconds...so big campers can slide right in.



'82 Ford Trim Content

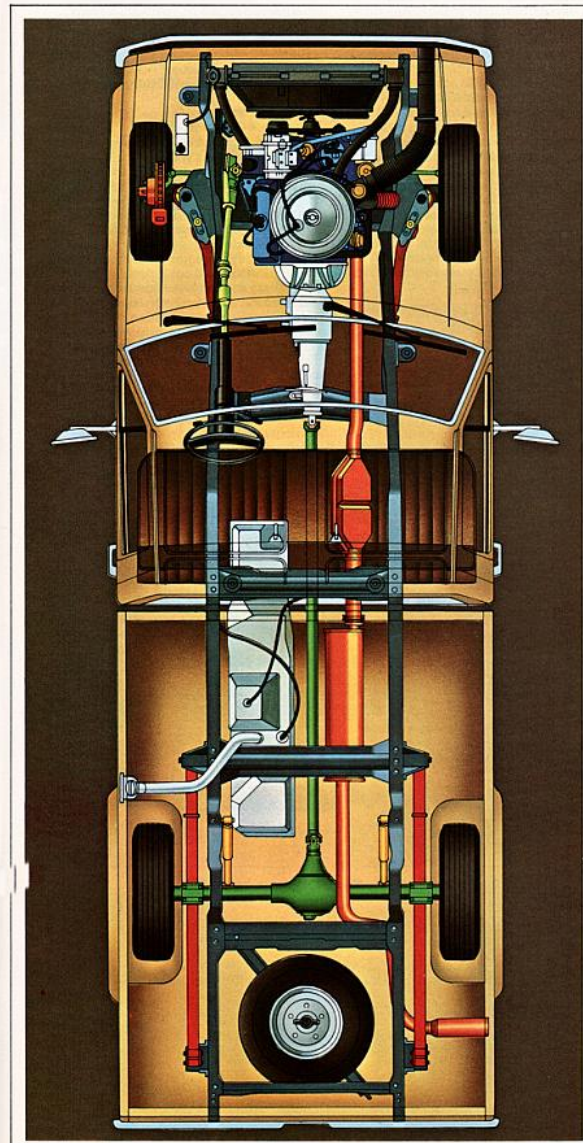
EXTERIOR	STANDARD	XL	XLT LARIAT	XLS
Bumper	Chrome (F)	Chrome (F)	Chrome (F)	Black (F & R)
Hub Caps	Argent (exc. DRW)	Bright (exc. DRW)	Bright	Black on Argent Styled Steel Wheels
Moldings: Upper Bodyside Tape Stripe Windshield Rear Window Wheelip	— Bright	Bright* Std** Bright Bright	Protection w/Vinyl Std. (molding accent) Bright Bright Bright	— XLS Tape Stripe Black —
Tailgate Applique	—	Tape Letters*	Brushed Aluminum	Tape Treatment
INTERIOR				
Cigarette Lighter	—	Std.	Std.	Std.
Courtesy Light Switch	LH	LH & RH	LH & RH	LH & RH
Day/Night Mirror	—	Std.	Std.	Std.
Door Trim Panel Moldings/ Applique	—	Bright Surround	Bright with Woodtone Applique	Bright Surround
Floor Covering	Black Rubber Mat	Color-Keyed Mat	Color-Keyed Carpeting	Color-Keyed Carpeting
Hood Release	Inside	Inside	Inside	Inside
Instrument Panel	Black Applique	Woodtone Applique	Woodtone Applique	Brushed Aluminum Applique
Seat Back	Folding	Folding, Fully Covered	Folding, Fully Covered	Folding, Fully Covered
Seat Belts	Std.	Deluxe†	Deluxe†	Deluxe†
Seat Trim	All Vinyl†	Cloth & Vinyl†	Cloth & Vinyl†	Cloth & Vinyl†
Scuff Plates	Black (Alum. SuperCab)	Aluminum	Aluminum	Aluminum
Steering Wheel	Black	Black	Deluxe with Woodtone Insert	Brushed Aluminum Trim
Sun Visors	Std.†	Std.†	Std.†	Std.†
Vinyl Headlining	(SuperCab only)†	Std.†	Std.†	Std.†
Moldings/Trim Panels Above Belt Line	(Super Cab only)†	Std.†	Std.† (also below belt line with SuperCab)	Std.†

*SRW Stylesides **Dual Rear Wheel and Flareside †Color-Keyed

Specifications

EQUIPMENT	TWO-WHEEL DRIVE (See 4-Wheeler catalog for 4x4 specifications)					
	F-100	F-150	F-250	F-250 HD	F-350	F-350 DR
Maximum GVWR: Reg. Cab	5,050 lb.	6,100 lb.	7,800 lb.	8,700 lb.	8,900 lb.	10,000 lb.
SuperCab	—	6,250 lb.	8,000 lb.	8,900 lb.	—	—
Axle, Front*	2,600 lb.	3,400 lb.	3,850 lb.	3,850 lb.	3,850 lb.	3,850 lb.
Axle, Rear*	2,800 lb.	3,750 lb.	5,300 lb.	6,250 lb.	6,250 lb.	7,400 lb.
Brakes: Power	Opt.†	Std.	Std.	Std.	Std.	Std.
Clutch: Dia./Area	10 in./95.7 sq. in.	10 in./95.7 sq. in.	11 in./123.7 sq. in.	11 in./123.7 sq. in.	11 in./123.7 sq. in.	11 in./123.7 sq. in.
Electrical: Battery (amp-hr.)	Std. 36† Opt. 63† 81† aux. with 63†	Std. 36† Opt. 63† 81† aux. with 63†	Std. 36† Opt. 63† 81† aux. with 63†	Std. 36† Opt. 63† 81† aux. with 63†	Std. 36† Opt. 63† 81† aux. with 63†	Std. 36† Opt. 63† 81† aux. with 63†
Alternator (amp.)	Std. 40 Opt. 60	Std. 40 Opt. 60	Std. 40 Opt. 60	Std. 40 Opt. 60	Std. 40 Opt. 60	Std. 40 Opt. 60
Engine: Diap.	Std. 3.8L (232) V-6* Opt. 4.9L (300) I-6 4.2L (250) V-8 5.0L (302) V-8	Std. 4.9L (300) I-6 Opt. 5.0L (302) V-8 5.8L (351) V-8	Std. 4.9L (300) I-6 Opt. 5.0L (302) V-8 5.8L (351) V-8	Std. 4.9L (300) I-6 Opt. 5.0L (302) V-8 5.8L (351) V-8	Std. 4.9L (300) I-6 Opt. 5.8L (351) V-8 6.6L (400) V-8	Std. 5.8L (351) V-8 Opt. 6.6L (400) V-8
Fuel Tank Capacity: Reg. Cab	Std. 16.5 gal. (62L) Opt. 19 gal. (72L)	Std. 16.5 gal. (62L) Opt. 19 gal. (72L)	Std. 16.5 gal. (62L) Opt. 19 gal. (72L)	Std. 16.5 gal. (62L) Opt. 19 gal. (72L)	Std. 19 gal. (72L)	Std. 19 gal. (72L)
Dual Tank** Short wb.	Opt. 35.5 gal. (134L) 38 gal. (144L)	Opt. 35.5 gal. (134L) 38 gal. (144L)	Opt. 35.5 gal. (134L) 38 gal. (144L)	Opt. 38 gal. (144L)	Opt. 38 gal. (144L)	Opt. 38 gal. (144L)
Shock Absorbers	Std. Front & Rear Opt. HD	Std. Front & Rear Opt. HD	Std. Front & Rear Opt. HD	Std. Front & Rear Opt. HD	Std. Front & Rear Opt. HD	Std. Front & Rear Opt. HD
Springs: Front Rear	(Computer Selected) Opt. one load range above computer selection, unless maximum already selected.	(Computer Selected) Opt. one load range above computer selection, unless maximum already selected.	(Computer Selected) Opt. one load range above computer selection, unless maximum already selected.	(Computer Selected) Opt. one load range above computer selection, unless maximum already selected.	(Computer Selected) Opt. one load range above computer selection, unless maximum already selected.	(Computer Selected) Opt. one load range above computer selection, unless maximum already selected.
Steering	Manual††	Manual††	Manual††	Manual††	Power	Power
Transmission	Std. 3-spd. sync. Opt. 4-spd. overdrive SelectShift auto. Auto. overdrive	Std. 3-spd. sync. Opt. 4-spd. overdrive SelectShift auto. Auto. overdrive	Std. 3-spd. sync. Opt. 4-spd. overdrive SelectShift auto. Auto. overdrive	Std. 4-spd. Opt. SelectShift auto. Auto. overdrive	Std. 4-spd. Opt. SelectShift auto.	Std. 4-spd. Opt. SelectShift auto.
Wheels: Type/Rim Size	Std. (5) 5-hole - 5.5 Opt. P116 75R 15SL Rugrats	Std. (5) 5-hole - 5.5, SC 6.0 Opt. P216 75R 15SL Rugrats	Std. (4) 8-hole - 6.0 Opt. 8.00 x 16.50	Std. (4) 8-hole - 6.75 Opt. 9.50 x 16.5E	Std. (4) 8-hole - 6.75 Opt. 9.50 x 16.5E	Std. (6) 8-hole - 6.00 Opt. 8.00 x 16.50
Tires: Tubeless	Std. (5) 5-hole - 5.5 Opt. P116 75R 15SL Rugrats	Std. (5) 5-hole - 5.5, SC 6.0 Opt. P216 75R 15SL Rugrats	Std. (4) 8-hole - 6.0 Opt. 8.00 x 16.50	Std. (4) 8-hole - 6.75 Opt. 9.50 x 16.5E	Std. (4) 8-hole - 6.75 Opt. 9.50 x 16.5E	Std. (6) 8-hole - 6.00 Opt. 8.00 x 16.50

*4.9L (300) Six or 5.0L (302) V-8 required in Calif. **Type-styles only. †Maintenance-free. ††Power steering standard on F-250 Regular Cab with 5.8L (351) or 6.6L (400) V-8 engine. †††Optional power brakes, rear drum size is 10" x 2 1/2" with standard GVWR only.



America's Truck. Built Ford Tough!

Halogen headlamps.
These standard Ford headlamps illuminate more of the road and provide a brighter, whiter light than conventional sealed beam lights.

New V-6 power.
Standard in the popular F-100* the 3.8L (232) V-6 is a modern, high-technology engine with excellent horsepower per liter.
*Except in California.

Thrifty overdrive.
Ford offers a choice of optional overdrive transmissions - manual or automatic. Or a new SelectShift automatic with locking torque converter that provides a mechanical lockup. Three- or four-speed manuals are also offered.

Tough frame.
Ford's ladder-type frame has siderails up to 8-in. deep...with up to eight crossmembers. A solid foundation for top-rated payloads.

Anti-rust.
Ford's extensive anti-corrosion protection includes: front and rear fender liners, extensive use of galvanized and pre-coated steel, zinc-rich primer, vinyl and aluminized wax sealers.

Ford Limited Corrosion Perforation Warranty
Ford Motor Company provides a limited 3-year, unlimited mileage corrosion perforation warranty on all trucks under 10,000 lb. GVWR. See back cover for details.

P-metric radials.
P-metric radial ply tire design (F-100/150) with higher inflation pressures than ordinary bias or radial ply tires reduces rolling resistance, and contributes to overall fuel economy.

New adjustable Twin-I-Beam.
Tough Twin-I-Beam front suspension features two steel I-beams so wheels can step over bumps independently. And for '82, Twin-I-Beam (F-100/150) includes lubed-for-life ball joints and adjustable camber.



'82 Ford:



on the inside.

For spacious comfort and convenience ...look into the roomy '82 Fords. The sturdy cab has clean aerodynamic design outside with optimum head and leg room inside. And shoulder room which is a generous 64.2 inches for 3-passenger comfort. Compare Ford's full-size shoulder room against any of the imports.

Notice, too, the many, many Ford interior refinements. Most interior features are color-keyed. And pickup features have an impressive list of standard equipment, such as door panel-mounted armrest, hinged glove box and molded coin and cup depressions, sound insulation features, full-foam seat over springs, column-mounted ignition switch, "A" pillar and windshield mounted moldings, sun visors, six interior color choices, folding seat back access to behind-seat storage area...and more.

The functional instrument panel has a "wraparound" design that visibly clusters instruments and controls for immediate access. Then brow-mounted warning lamps, grouped above the instrument panel, provide quick monitoring of crucial operating components. Finally, behind the wheel and on the road, that great feeling while driving a built tough '82 Ford Pickup makes it worth the trip.

Ford Lariat XLT instrument panel (left) with clustered instruments and convenient controls. Rich-looking steering wheel has woodtone applique on outer edge of the horn pad.

ILLUSTRATIONS TOP TO BOTTOM AT RIGHT

Ford XLS instrument panel with sporty, fresh new look for '82.

Ford Lariat interior with top-of-the-line looks, luxury and careful attention to detail.

Spacious Ford XL interior with handsome refinements throughout.

Roomy Ford value-packed Standard interior comes well-equipped with a whole host of features included.

See the '82 Ford Trim Content chart on page 16 for complete details on all Ford F-Series trim levels.




Payload Package Selector (4x2)

Pickup Box Length* Regular Cab Pickups	Series	Paylod Pkg. No.	Payload**	GVWR	Tires
6½ ft. Flareside	F-100	No. 1	1,485 lb.	4,750 lb.	Standard
6½ ft. Styleside	F-100	No. 1	1,435 lb.	4,650 lb.	Standard
6½ ft. Styleside	F-100	No. 2	1,630 lb.	4,900 lb.	Optional
8 ft. Styleside	F-100	No. 1	1,355 lb.	4,650 lb.	Standard
8 ft. Styleside	F-100	No. 2	1,690 lb.	5,050 lb.	Optional
6½ ft. Flareside	F-150	No. 1	1,820 lb.	5,250 lb.	Standard
6½ ft. Styleside	F-150	No. 1	1,845 lb.	5,250 lb.	Standard
6½ ft. Styleside	F-150	No. 2	2,325 lb.	5,800 lb.	Optional
6½ ft. Styleside	F-150	No. 2	2,350 lb.	5,800 lb.	Optional
8 ft. Styleside	F-150	No. 2	1,930 lb.	5,450 lb.	Standard
8 ft. Styleside	F-150	No. 2	2,530 lb.	6,100 lb.	Optional
8 ft. Styleside	F-250	No. 1	2,805 lb.	6,500 lb.	Standard
F-250	F-250	No. 2	3,180 lb.	6,900 lb.	Optional
F-250	F-250	No. 3	4,010 lb.	7,800 lb.	Optional
F-250	F-250	1-X	4,730 lb.	8,700 lb.	Standard
8 ft. Styleside	F-350	No. 1	4,820 lb.	8,900 lb.	Standard
Dual Rear Wheel	F-350	No. 1	4,770 lb.	9,100 lb.	Standard
Dual Rear Wheel	F-350	No. 2	5,620 lb.	10,000 lb.	Optional
SuperCab Pickups					
6½ ft. Styleside	F-150	No. 1	1,710 lb.	5,450 lb.	Standard
6½ ft. Styleside	F-150	No. 2	2,295 lb.	6,050 lb.	Optional
8 ft. Styleside	F-150	No. 1	1,805 lb.	5,650 lb.	Standard
8 ft. Styleside	F-150	No. 2	2,390 lb.	6,250 lb.	Optional
6½ ft. Styleside	F-250	No. 1	2,660 lb.	6,500 lb.	Standard
6½ ft. Styleside	F-250	No. 2	3,130 lb.	7,000 lb.	Optional
6½ ft. Styleside	F-250	No. 3	3,785 lb.	7,700 lb.	Optional
8 ft. Styleside	F-250	No. 1	2,675 lb.	6,700 lb.	Standard
8 ft. Styleside	F-250	No. 2	3,250 lb.	7,300 lb.	Optional
8 ft. Styleside	F-250	No. 3	3,900 lb.	8,000 lb.	Optional
8 ft. Styleside	F-250	1-X	4,620 lb.	8,900 lb.	Standard

*Nominal

**Maximum Allowable Weight of People, Cargo, Body and Equipment.

Dimensions



**4,820 LB.
MAX. PAYLOAD**



Ford Chassis Cab shown on page 11.

STYLESIDE PICKUP DIMENSIONS (4x2)

Cab Type	Series	WB (in.)	Box IL*(ft.)	IW max. load width (in.)	LH†(in.)	CH†(in.)	OAL (in.)	
Regular Cab	F-100	116.8	6½	70	27.8	69.3	192.1	
	F-100	133	8	70	27.5	69.3	208.3	
	F-150	116.8	6½	70	28.1	69.9	192.1	
	F-150	133	8	70	27.9	69.8	208.3	
	F-250	133	8	70	31.7	72.3	208.3	
	F-250 HD	133	8	70	31.9	73.1	208.3	
	F-350 SR	133	8	70	31.9	73.1	208.3	
	F-350 DR	133	8	70	30.6	71.9	208.3	
	SuperCab	F-150	138.8	6½	70	28.9	71.0	214.1
	F-150	155	8	70	28.7	70.9	230.3	
F-250	138.8	6½	70	31.5	72.7	214.1		
F-250	155	8	70	31.2	72.6	230.3		
F-250 HD	155	8	70	31.6	73.5	230.3		

FLARESIDE PICKUP DIMENSIONS (4x2)

Regular Cab	F-100	116.8	6½	64	28.9	70.0	189.3
F-150	116.8	6½	64	29.0	69.9	189.3	

*Nominal. †Empty.

Options

For the Ford Pickup of your choice, there is a wide selection of factory options that can multiply the usefulness and enjoyment of your pickup many times over. Ford-engineered, factory-installed and Ford-warranted...these options can also add to the trade-in value when it's time for a new Ford Pickup. Go down this list and check off the options that will help you "create" a Ford Pickup just right for your work or personal needs.

Appearance

- Chrome grille (N.A. with XLS).
- Chromatic tape stripe (for Regular Cab SRW Stylesides) (G).
- Tri-colored tape stripe (for Regular Cab SRW Stylesides).

- Accent tape stripe (for SRW Stylesides).
- Lower body-side moldings with black vinyl insert (for SRW Stylesides).
- Bright box rails for 8' Styleside Pickups.
- Wheeliepl moldings, bright (for SRW Stylesides).

Audio

There are many sound reasons why factory-installed Ford radios are great performers: a 100% solid state chassis for optimum operation, precision engineering, stringent Ford standards. A fixed-length stainless steel whip antenna for maximum reception. And the fact that all stereo systems include two door-mounted speakers. And all Ford radios include traveler's advisory setting.

- AM radio (single speaker).
- AM/FM monaural (single speaker).
- AM/FM stereo (speakers mounted in door panels).
- AM/FM stereo with cassette tape player (A).
- AM/FM stereo with 8-track tape player (B).

Colors

Seventeen exterior paint choices:



Interior Colors: Fawn, Dark Blue, Red, Black, Nutmeg or Spruce (except SuperCab).

Printed colors are at best only representative of the true paints. Your Ford Dealer can show you actual samples of paint colors and also interior trim materials.

Comfort/Convenience

- Air conditioning (C).
- High Output Heater.
- Convenience Group includes: interval wipers, 12' day/night mirror with Standard, RH visor vanity mirror, molded bin on lower doors, headlamps-on warning buzzer, and courtesy light switch on RH door with Standard.
- Electronic Digital Clock.
- Fingertip Speed Control.
- Headliner, vinyl (for Standard Regular Cab).
- Light Group includes movable underhood worklight with 20-ft. retractable cord plus lights in glove box, ashtray, under instrument panel, dome lamp with map lights, cargo box light, headlamps-on warning buzzer, and courtesy light switch on RH door with Standard.

- Power door locks.
- Power steering.
- Power windows.
- Sliding rear window (tinted).
- Tilt steering wheel (E).
- Tinted glass all around.
- Tool storage box located under the hood (includes movable underhood worklight with 20-ft. retractable cord and inside locking hood release) (I).
- Slide-out spare tire carrier allows the spare to be pulled from under the frame with ease.
- Spare tire carrier side-mounted inside Styleside box.
- Center console (SuperCabs with Captain's Chairs).

Mirrors

- Electric remote control swingaway mirrors (D).
- Western mirrors, black low-mount swingaway 9 in. x 6 in. (with XLS trim).
- Western mirrors, bright low-mount swingaway 9 in. x 6 in.
- Recreational mirrors, bright low-mount swingaway 9 in. x 6 in.
- Recreational mirrors, bright swingaway 9½ in. x 6¾ in.

Seats (SuperCabs)

- Captain's Chairs (reclining).
- Forward facing rear seat (folds down to form flat floor).
- Center facing rear seats (fold up against rubber pads at sidewalls, include retainer straps).

Seat Trim

- Heavy-duty black vinyl (Regular Cab with Standard trim).
- Knitted vinyl.
- Auxiliary fuel tank (see dual tanks in specification chart on page 16).
- Handling Package includes front and rear stabilizer bars, HD front and rear shock absorbers and HD front springs.
- Heavy-duty shock absorbers, front and rear.
- Gauges: oil pressure and ammeter.
- 4-speed manual transmission.
- 4-speed manual transmission with overdrive.
- SelectShift transmission with locking torque converter.

- Automatic overdrive transmission (F).
- SelectShift automatic transmission.
- Stabilizer bars, front and rear.
- Engine block heater: single 600 watt with Sixes, 4.2L (255) V-8 and 5.0L (302) V-8, dual with larger V-8s.
- Extra Engine Cooling Package.
- Super Engine Cooling Package.
- Camper Special Package, see pages 14 and 15.
- Trailer Towing Package, HD see pages 14 and 15.

Protection

- HD air cleaner (extra capacity).
- Dual note horns.
- Floor mats (color-keyed) in lieu of std. carpeting with XLS.
- Roof clearance lights (5).
- Exterior Protection Group includes bright door edge guards, front bumper guards and front bumper rub strip.
- Security Lock Group includes locking gas cap(s), inside hood release and glove box. Also spare tire lock (with under frame and in-box carrier).
- Sports Instrumentation includes tachometer, ammeter, oil pressure gauge and trip odometer.

Rear bumpers:



- Black step bumper (for XLS Styleside).
- Argent step (for Stylesides).
- Chrome step (for SRW Stylesides).
- Chrome channel (for Flaresides).
- Chrome contour (for SRW Stylesides) (H).

Wheels and Wheel Covers

- Deluxe wheel covers (4) (N).
- White styled steel wheels (5), or (4) with steel spare (K).
- Deluxe argent styled steel wheels (5), or (4) with steel spare (M).
- Sport wheel covers (4) (L).
- Cast aluminum wheels (5), or (4) with steel spare (J).

Options Availability

1982 Ford Pickup options are not confined to these pages but are shown throughout the catalog. Options, whether or not they are identified, are offered at extra cost. Some options are included, required, or are not available, in combination with other options. Availability of some models and features described here and elsewhere may be subject to delay. Consult your Ford Dealer for the latest information. SRW=single rear wheel DRW=dual rear wheels



Colorful Ford Tu-Tone Choices for '82:

Regular Tu-Tone. The accent color covers the roof and upper back panel. Dual-color tape stripe divides colors.



Regular Tu-Tone*



Deluxe Tu-Tone

Combination Tu-Tone. Regular and Deluxe Tu-Tones combined.

Victoria Tu-Tone. Accent color applied to hood, upper fender, around door window, and the lower body-side. Tape and moldings are included as needed.





Combination Tu-Tone




Victoria Tu-Tone

*Shown with accent tape stripe.



'82 Ford SuperCab.



Here's the only 2-door pickup big enough for an optional full-width bench seat in back. Roomy enough for a family of six to ride together in the cab. Or, there is a full 37.4 cu. ft. of interior loadspace without the rear seat; for carrying cargo, camping gear or luggage.

Seating arrangements include: front bench seat or optional Captain's Chairs (center console available). Rear seating options are a bench seat that folds down flat with steel back to form a load floor. Or two center facing jump seats that fold up out of the way when not in use.

Ford SuperCab pickups are available in your choice of trim levels—Standard, XL or XLT Lariat.

Ford F-250 SuperCab XL Styleside pickup shown with optional Deluxe Tu-Tone—Silver Metallic with Maroon accent—chrome rear step bumper and WSW tires.



Ford Chassis-Cab Models.

Tough, versatile Ford Chassis-Cabs offer the utility of accommodating the specialized custom body you may need to make your job easier and more efficient. GVWR's range up to 11,000 lb. for big payload potential.

Ford Chassis-Cabs are available in popular Standard and XL trim levels, and both feature aerodynamic cab design with roomy interior, and Twin-I-Beam front suspension for toughness and ride qualities. Ford F-250 Heavy Duties and F-350's with standard Warner T-18 4-speed manual transmission can easily accommodate a single-gear PTO package. These Chassis-Cabs are available with 133 in., 136.8 in. and 160.8 in. wheelbases for up to 12-ft. bodies.



'82 FORD PICKUP

Ford-Paid Repair Programs after the Warranty Period

Sometimes Ford offers adjustment programs to pay all or part of the cost of certain repairs. These programs are intended to assist owners and are in addition to the warranty or to required recalls. Ask Ford or your dealer about such programs relating to your Ford or Lincoln-Mercury vehicle.

To get copies of any adjustment program for your vehicle or the vehicle of interest to you:

Call Ford toll-free at 1-800-241-3673. Alaska and Hawaii call 1-800-243-3711, and in Georgia, call 1-800-282-0959.

Or write Ford at:

Ford Customer Information System
Post Office Box 95427
Atlanta, Georgia 30347.

We'll need your name and address; year, make and model vehicle, as well as engine size; and whether you have a manual or automatic transmission.



Replacement Parts

Be sure to specify genuine Ford-approved Motorcraft parts from your Ford Dealer.

...FOR SURE

Technical Service Bulletins

All vehicles need repairs during their lifetime. Sometimes Ford issues Technical Service Bulletins (TSBs) and easy-to-read explanations describing unusual engine or transmission conditions which may lead to costly repairs, the recommended repairs, and new repair procedures. Often a repair now can prevent a more serious repair later. Ask Ford or your dealer for any such TSBs and explanations relating to your Ford or Lincoln-Mercury vehicle.

To get copies of these Technical Service Bulletins and explanations for your vehicle or the vehicle of interest to you:

Call Ford toll-free at 1-800-241-3673. Alaska and Hawaii call 1-800-243-3711, and in Georgia, call 1-800-282-0959.

Or write Ford at:

Ford Customer Information System
Post Office Box 95427
Atlanta, Georgia 30347.

We'll need your name and address; year, make and model vehicle, as well as engine size; and whether you have a manual or automatic transmission.

Extended Service Plan

Ford Motor Company's optional Extended Service Plan covers major components on new Ford Pickups. The cost is so moderate for the protection you get that it could pay for itself the first time you need it. Your Ford Dealer will be happy to give you complete details of the Plan, which is available on cars and light trucks sold in all 50 United States and Canada.

Ford Limited Corrosion Perforation Warranty

Ford Motor Company provides a limited 3-year, unlimited mileage corrosion perforation warranty on all trucks under 10,000 lb. GVWR sold in the 50 United States. The warranty states that any part which, in normal use, rusts through from corrosion within three years of retail delivery or first use will be repaired or replaced free of charge by the selling dealer after inspection by a Ford representative. Of course, exhaust system components or parts which develop corrosion perforation caused by accidents or other damage are not covered.

Specifications, descriptions and illustrative material contained herein were as accurate as known at the time this publication was approved for printing. Ford Division reserves the right to discontinue models or options at any time or change specifications and materials, equipment or design without notice and without incurring obligation. All options and accessories illustrated or referred to as optional or available in this publication are at extra cost. Some options are required in combination with other options. For the price of the model with the equipment you desire or verification of specifications contained herein, see your Ford Dealer.

Buy or lease a new
Ford Pickup—
a great choice either way!

FORD PICKUPS

FORD DIVISION



'82 Ford Standard Trim.

Trim, tough and terrific... that's the value-packed Ford with a high level of standard content.

Outside, just look at all these **standard features**: Chrome front bumper • New grille with bright surround • Bright windshield molding • Bright door-mounted mirrors • Argent hub caps (except with dual rear wheels).

Inside, Ford's roomy interior **standard features** include: Handsome all-vinyl seat trim • Full-foam seat over springs • Folding seat back access to behind seat storage area • Glove box • LH door courtesy light switch • Temperature gauge • Color-keyed windshield pillar, header and cowl side trim panels • Color-keyed door trim panels with foam-padded armrests • Floor insulation and carpet-texture rubber mat • Inside hood release. And more, see page 16.

Ford F-150 Styleside pickup in Tan shown with optional low-mount mirrors, accent tape stripe, auxiliary fuel tank, sport wheel covers, argent rear step bumper and WSW tires.



New High-Spirited Ford XLS.

For '82 there's a totally new fun Ford—the XLS. Outside you get all these head-turning features: Sporty "XLS" tape stripe • Argent styled steel wheels with black hubs

• Black front and rear bumpers • Blackout treatment on grille and headlamp doors • Black side window surround • Black door handles and locks, windshield molding, mirrors and tailgate handle (Styleside). Interior features are listed on page 16.

Ford XLS Styleside (top) in Candyapple Red shown with optional low-mount mirrors and RWL tires.

Ford XLS Flareside (bottom) in Silver Metallic shown with optional sliding rear window and RWL tires.

