

2017 TRANSIT

PASSENGER WAGON+VAN
CUTAWAY+CHASSIS CAB



TRANSIT BRINGS YOU ALL TOGETHER.

Whether you're raising a big family or running a small business, you know there's power in numbers. The 2017 Ford Transit lineup is built to help you carry lots of people, lots of cargo, or both. Configure a Passenger Wagon to seat 8, 10, 12 or 15 people. Haul up to 4,650 lbs. of max. payload, or carry up to 542.2 cu. ft. of max. cargo in a Van.¹ Or customize the Cutaways and Chassis Cabs for your specific line of work.

As a Transit driver, you'll enjoy its easy maneuverability, a commanding view of the road, and convenient features like rain-sensing windshield wipers,² and a new power running board² for your passengers. There are even technologies²⁻³ that can help you stay in your lane, recognize when you may be tired, and more. Make the most of every trip in Transit.

SIDE-WIND STABILIZATION joins AdvanceTrac[®] with RSC[®] (Roll Stability Control[™]) this year to help you handle sudden, strong side-wind gusts.⁴ The system can apply the brakes on one side of the vehicle if needed to help you stay on your intended path.

LANE-KEEPING ALERT² can detect lane markings and send gentle vibration pulses to the steering wheel if needed to prompt you to steer back toward center.³⁻⁵ If it detects that your alertness level has decreased below a certain threshold, the Driver Alert System²⁻³ can also emit an audible tone and display a coffee cup icon to suggest taking a break from driving.



2017 Transit | ford.com

Transit Passenger Wagon: XLT 350 in Magnetic with available equipment. ¹When properly equipped. Passengers and cargo capacity limited by weight and weight distribution. ²Available feature. ³Driver-assist features are supplemental and do not replace the driver's attention, judgment and need to control the vehicle. ⁴Remember that even advanced technology cannot overcome the laws of physics. It's always possible to lose control of a vehicle due to inappropriate driver input for the conditions. ⁵Lane-keeping alert does not control steering. Vehicles throughout this brochure may be shown with optional and aftermarket upfit equipment.



PEOPLE PLEASER.



PASSENGER WAGON

NEW POWER RUNNING BOARD¹

extends down and out when the rear passenger-side door is opened to help ease entry and exit for your passengers, then automatically returns to its stowed position when the door is closed.



YOU HAVE PLENTY OF OPTIONS for your Transit Passenger Wagon. Low Roof (LR) models are designed to fit in most garages, while Medium Roof (MR) and High Roof (HR) models let you stand upright while loading and unloading anywhere from 8 to 15 people.

SAFETY TAKES PRIORITY in every Transit Passenger Wagon with front and front-seat side airbags for the driver and front passenger, 3-point safety belts for all seating positions, and a Safety Canopy[®] System with side-curtain airbags for all seating rows – including the industry's first 5-row side-curtain airbag on 15-passenger models.²

CLASS-BEST INTERIOR HEIGHT on Transit High Roof (HR) Passenger Wagons³ makes it easy to help young passengers properly secure their safety belts or find your own seat in the back without bumping your head – even if you're 6'4" tall.

RECLINING SEAT BACKS¹ can each be adjusted independently for personalized comfort, and inboard armrests¹ fold down for support or flip up for easy entry and exit. Within the sidewall trim along each back row, you'll find sturdy cupholders.

RUGGED VINYL FLOORING is standard on XL and optional on XLT models for easy maintenance. If needed, you can even wash it clean with a hose.

CLASS-BEST FACTORY-BUILT CARGO CAPACITY – 100.5 cu. ft. – is available behind the last row of seats inside 15-passenger EL models, and 237° swing-out rear cargo doors¹ offer easy access to all that space.

DRIVER ADVOCATE.



HEATED FRONT SEATS¹ offer you and your front passenger enhanced comfort and the convenience of 10-way power adjustability. Available in a choice of cloth or leather¹ trim, they also include lumbar support and inboard armrests.

TILT AND TELESCOPING STEERING COLUMN is standard on every Transit to make it easy for drivers of varying statures to find the most comfortable driving position for their personal driving style.

RAIN-SENSING WINDSHIELD WIPERS¹ automatically activate to help keep the view ahead clear when you're faced with wet weather. Standard on XLT Passenger Wagons. Available on all other Transit models.

POWER, HEATED SIDEVIEW MIRRORS¹ can also help improve visibility in inclement weather. They feature a long-arm design and integrated turn signal indicators that convey your driving intentions to others.

REAR VIEW CAMERA is standard on Passenger Wagons and Vans. It makes backing up easy by displaying a full-color image in the screen with guidelines to indicate where the vehicle is headed based on the position of your steering wheel.

SKILLED LISTENER.

SYNC 3

In addition to all the voice-activated benefits of SYNC^{®1,2} – placing and answering calls, and controlling music from your devices – you'll love the easy-to-use interface of SYNC 3^{1,2}. A 6.5" color LCD screen¹ displays phone, audio and navigation¹ features. Enhanced voice recognition lets you give simple commands. A capacitive touchscreen includes a convenient swipe feature, as well as pinch-to-zoom functionality within navigation.¹ SYNC 3 also brings you the options of Apple CarPlay^{™3} and Android Auto.^{™4}

VOICE-ACTIVATED NAVIGATION SYSTEM¹

Includes a 5-year complimentary trial subscription to SiriusXM[®] Traffic and Travel Link[®] services.⁵ Global Positioning System (GPS) technology is combined with available 3-D mapping and provides voice-guided turn-by-turn directions. You'll get detailed traffic information, plus current and forecasted weather and fuel station locations and prices.

SYNC APPLINK

Use your voice to control some of your favorite compatible mobile apps (like Pandora[®] and iHeartRadio), thanks to SYNC AppLink.^{®1,6}

SIRI SEAMLESS INTEGRATION

Bring the power of Siri[®] into Transit with Siri Eyes Free,⁷ your paired iPhone[®] and a long press of the voice-recognition button on the steering wheel.

AUTOMATIC UPDATES OVER WI-FI

Keep SYNC 3 current with the latest software as new updates become available.⁸ All you need is a Wi-Fi[®] connection.

2017 Transit | ford.com

XLT cloth-trimmed interior in Charcoal with available equipment. ¹Available feature. ²Don't drive while distracted. Use voice-operated systems when possible; don't use handheld devices while driving. Some features may be locked out while the vehicle is in gear. Not all features are compatible with all phones. Message and data rates may apply. ³Requires phone with compatible version of Apple iOS and active data service. SYNC does not control Apple CarPlay while in use. Apple is solely responsible for their functionality. Message and data rates may apply. ⁴Requires phone with compatible version of Android Auto and active data service. SYNC does not control Android Auto while in use. Google and other third parties are responsible for their respective functionality. Message and data rates may apply. ⁵SiriusXM audio and data services each require a subscription sold separately, or as a package, by SiriusXM Radio Inc. If you decide to continue service after your trial, the subscription plan you choose will automatically renew thereafter and you will be charged according to your chosen payment method at then-current rates. Fees and taxes apply. To cancel you must call SiriusXM at 1-866-635-2349. See SiriusXM Customer Agreement for complete terms at www.siriusxm.com. All fees and programming subject to change. Trial subscriptions not available in AK and HI. ⁶SYNC AppLink is available on select models and compatible with select smartphone platforms and requires any compatible apps to be installed and running on a capable smartphone while connected to SYNC. Commands may vary by phone and AppLink software. Message and data rates may apply. ⁷Requires SYNC 3. ⁸Optional Navigation System map updates cannot be received via Wi-Fi and require a separate update.



ENGINE CHOICES EMPOWER.

Transit offers you 3 engines designed, built and tested to rigorous Built Ford Tough® standards. Each is paired with our 6-speed SelectShift® automatic transmission that makes towing and hauling easy with its selectable tow/haul mode,¹ which compensates for grade and load, and reduces gear hunting when you're towing or hauling heavy cargo. In addition to manual upshift and downshift capability, the transmission also features progressive range select that lets you reduce the available gear range in difficult road and/or load conditions.

3.7L Ti-VCT V6

Twin independent variable camshaft timing (Ti-VCT) technology optimizes combustion at all engine speeds to deliver the low-speed torque and top-end power produced by this standard engine. A CNG/Propane Gaseous Engine Prep Package¹ readies it to be upfit for compressed natural gas (CNG), propane autogas, or as a bi-fuel vehicle that can switch between CNG or propane and gasoline.

3.5L EcoBoost

With a class-best gas torque rating of 400 lb.-ft., the 3.5L EcoBoost¹ is engineered for those who need extra cargo-hauling capacity. Its instantaneous low-end torque and 310 hp are the result of direct injection, which delivers a precise amount of fuel to optimize efficiency and power. It also features twin turbochargers that spool up more quickly than a conventional single turbo.

3.2L Power Stroke® I-5 Turbo Diesel

If your engine needs to run long hours under constant idling or stop-and-go conditions, the Turbo Diesel¹ delivers. For maximum flexibility, 90% of its peak torque is available from 1,500 to 2,500 rpm. Direct injection and a Variable Geometry Turbocharger combine to help optimize efficiency and deliver instantaneous power. And quick-start glow plugs offer fast startups at temperatures as low as -10°F.



POWER STROKE
TURBO DIESEL



OPTIONS ALIGN WITH YOUR NEEDS.

Transit Passenger Wagons and Vans are available in 3 roof heights – Low, Medium and High – so you can opt for more interior head room and carry loads that others would have to leave behind. Whatever your daily activities demand, there's a Transit sized just right for you. Transit LR models fit under the 7-ft. clearance in public parking garages, which makes them ideal for use in urban areas. With a class-best gas-powered max. cargo capacity of 542.2 cu. ft.† Transit HR LWB EL Van models make it easy to transport large volumes of cargo. Transform your productivity overnight by saving yourself an extra trip.

LR
LOW ROOF

AVAILABLE IN
2 LENGTHS
2 WHEELBASES

MR
MEDIUM ROOF

AVAILABLE IN
2 LENGTHS
2 WHEELBASES

HR
HIGH ROOF

AVAILABLE IN
2 LENGTHS

RISE ABOVE IN TRANSIT HR.

CLASS-BEST MAX. INTERIOR HEIGHT OF 81.5" among gas-powered Vans¹ means you can carry the tallest items in Transit HR models. Select the 237° swing-out rear cargo doors² for quick and easy access.

MAX. PAYLOAD CAPACITY OF UP TO 4,650 LBS¹ helps Transit master even the toughest of challenges. And an impressive gross vehicle weight rating (GVWR) of up to 10,360 lbs¹ comes in handy when extra muscle is required.

BUILT FORD TOUGH[®] is built into the DNA of Transit. Every technological advancement found in these vans must pass our exhaustive engineering standards.

OUR OBSESSION WITH DURABILITY drove us to punish Transit development vehicles for more than 7 million customer-equivalent miles. We started test vehicles at -40°F and above 14,500 ft. We made them tow fully laden trailers up long inclines in 120°F heat. Transit underwent 250,000 door-slam testing cycles. That's nearly 3 times as much testing as a traditional retail vehicle. This all adds up to your Transit being designed to do its job all day, every day, and for many years to come.


74.3" max.
door opening height (HR)

61.7" max.
door opening width

SWING & SLIDE.

Easy access saves you precious time. Transit Van door options include 60/40 swing-out passenger-side doors,¹ a single sliding passenger-side door,¹ or dual sliding side doors.¹ The swing-out rear cargo doors check at 90° and can be opened to a full 180° with a Regular Wheelbase, or 237° with a Long Wheelbase.² Plus, your Ford Dealer can program the standard Remote Keyless Entry System to lock and unlock a number of different combinations of doors to best suit your needs.

A built-in rear bumper step helps you hop in and out of the cargo box quickly. Inside, a flat load floor and near-vertical sides create maximum usable space, while tie-down hooks mounted to the sidewalls help keep the floor free of obstructions.





UPFIT & EXCEL.

Set yourself up for success by equipping your Transit with the right tools for your line of work. Centrally located upfitter switches¹ give both front-seat occupants the ability to control up to 4 different aftermarket items such as auxiliary lighting, a compressor, and more.

Take your pick of 16 upfit ship-thrus¹ – 12 of which are located within 30 miles of the Kansas City Assembly Plant where Transit is built. These vocation-specific products are from some of the largest upfitters in the business – Leggett & Platt CVP, Adrian Steel,[®] Sortimo by Knapheide, TransitWorks,[™] and more. The upfit configurator at transitupfits.com shows you how easy it is to create your ideal, hardworking Transit.

Your local Ford Dealer also offers a wide range of products designed to suit different trades, such as cargo dividers, multi-racks, bulkheads and sliding platforms. Take your workshop with you in Transit.

For more upfit options, visit transitupfits.com



Adrian Steel General Service Cargo Management Package shown in an LR Van with available equipment.



TransitWorks SmartFloor flexible flooring system shown in an HR Van with available equipment.



Masterack[®] SmartSpace[®] General Contractor Package shown in an MR Van with available equipment.





CUSTOMIZE IT FOR YOUR BUSINESS.

Whether you move people, tools, product, or all of the above, Transit Cutaways and Chassis Cabs are convenient bases on which to build tough work vehicles that fulfill your specific wants and needs.



138" RWB



156" LWB



178" LWB EL

For more upfit options, visit transitupfits.com

CUTAWAY has an open passenger compartment so it can be paired with specialty body modules such as shuttle or bus bodies.

CHASSIS CAB has an enclosed passenger compartment and bare frame ready to accept aftermarket body modules, helping you create custom vehicles like cargo delivery flatbeds, utility body cube trucks and beyond.

A FULLY WELDED PLATFORM underpins the entire cab area. Frame rails are reinforced with boron steel to add strength and save weight. And there's a completely clean box section. Frame rail extension adapters enable an 18' frame upfit, providing even more opportunities to build exactly the Transit you want.

EXPERT CARE FOR YOUR TRANSIT is available from over 3,000 Ford Dealers nationwide – and 665 of these are Ford Business Preferred Network (BPN) Dealers, offering additional dedicated commercial vehicle support.

WORK OR PLAY. TRANSIT CARRIES THE DAY.



PASSENGER WAGON

Seat up to 8, 10, 12 or 15 people
3 engines
3 roof heights
3 body lengths
2 wheelbases

VAN

Seat up to 2 people
3 engines
3 roof heights
3 body lengths
2 wheelbases

CUTAWAY+CHASSIS CAB

Seat up to 2 people
2 engines
3 frame lengths
3 wheelbases

EXTERIOR & INTERIOR CHOICES

Exterior	INTERIOR				INTERIOR				
	1	2	3	4	1	2	3	4	
Oxford White	1	2	3	4	Race Red	1	2	3	4
Ingot Silver ¹	1	2	3	4	Blue Jeans ¹	1	2	3	4
School Bus Yellow ²	1	2	3	4	Magnetic ¹	1	2	3	4
White Gold ¹	1	2	3	4	Green Gem ¹	1	2	3	4
Caribou ¹	1	2	3	4	Shadow Black	1	2	3	4



WHEELS



16" Silver Steel with Black Hubcap
Standard: XL Passenger Wagon, SRW Van, and Cutaway & Chassis Cab



16" White Steel with Mini-Cap and Lug Nut Covers
Optional: All SRW (Fleet only)



16" Black Steel with Silver-Styled Cover
Standard: SRW XLT Passenger Wagon
Optional: XL Passenger Wagon, SRW Van, and Cutaway & Chassis Cab



16" Easy-To-Clean Aluminum with Locking Lug Nuts
Optional: All SRW (n/a with 9,500 lbs. GVWR or greater)



16" Silver Steel with Silver Front Hubcap (front wheel shown)
Standard: DRW Passenger Wagon & Van



16" White Steel with White Front Hubcap (front wheel shown)
Standard: DRW Cutaway & Chassis Cab
Optional: DRW Passenger Wagon & Van (Fleet only)

Colors are representative only. See your dealer for actual paint/trim options. ¹Metallic. ²Fleet only. Not available on XLT Passenger Wagon.

STANDARD FEATURES

Mechanical

3.7L Ti-VCT V6 engine
6-speed SelectShift® automatic transmission
Alternator – 150-amp
Auxiliary fuel port
Battery – Single, 70-amp-hr (gas engines)
Brakes – Power 4-wheel disc with Anti-Lock Brake System (ABS)
Fuel tank – 25-gallon
Hill start assist
Horn – Dual-note electric
Stationary elevated idle control (SEIC)
Steering – Power-assisted rack-and-pinion
Suspension – Front: independent MacPherson-strut and stabilizer bar; rear: leaf springs and heavy-duty gas shock absorbers
Tires – 235/65R16 BSW all-season (SRW)
Tires – 195/75R16 BSW all-season (DRW)

Seating

8-passenger (Passenger Wagon RWB)
12-passenger (Passenger Wagon LWB)
15-passenger (Passenger Wagon LWB EL)

Interior

Power outlets – 12-volt powerpoint, 1 in instrument panel, 1 in center console
Power outlet – 12-volt powerpoint, 1 in rear (Passenger Wagon and Van)
Center stack console with integrated gear shifter
Driver/front-passenger sun visors – Vinyl-trimmed
Front overhead console (n/a on LR models)
Glove compartment
Grab handle on passenger-side A-pillar
Instrumentation – Speedometer (mph/kph), tachometer, coolant temperature and fuel level
Lighting – Accessory delay
Lighting – Cargo area LED load compartment lighting (Passenger Wagon and Van)
Lighting – Front dome light with map lights and theater-dimming feature
Locks – Power door (includes autolocking-on-drive feature)
Mirror – Rearview (requires rear-door glass)
Remote Keyless Entry System with 2 key fobs
Steering column – Tilt/telescoping
Steering wheel – 4-spoke polyurethane
Windows – Power front

Exterior

Antenna – Front fender-mounted
Bumper – Black-molded front with lower valance
Center high-mounted stop lamp (CHMSL; Passenger Wagon and Van)
Easy Fuel® capless fuel filler
Glass – Solar-tinted (optional with RV Prep Package on XLT Passenger Wagon)
Rear view camera with trailer hitch assist (Passenger Wagon and Van)
Roof marker lamps (DRW)
Windows – All-around with 4th-row flip-open glass (Passenger Wagon LWB EL)
Windows – Fixed, all-around (Passenger Wagon, RWB and LWB)
Windshield wipers – Variable-intermittent

Safety & Security

AdvanceTrac® with RSC® (Roll Stability Control™)
Airbags – Driver and front-passenger front ¹
Airbags – Front-seat side ¹
Airbags – Safety Canopy® System with side-curtains for all rows ¹ (Passenger Wagon)
Airbags – Safety Canopy System with side-curtains for 1st row ¹ (Van, Cutaway and Chassis Cab)
Safety belts – 3-point for all seating positions
Tire Pressure Monitoring System (SRW; excludes spare)

ENGINES

	3.7L Ti-VCT V6	3.5L EcoBoost® V6	3.2L Power Stroke® I-5 Turbo Diesel
Configuration	DOHC	DOHC	DOHC
Fuel injection	Sequential electronic	Direct-injection	Direct-injection
Induction system	Naturally aspirated	Twin-turbocharger; intercooled	Single variable geometry turbocharger; intercooled
Cylinders	6	6	5
Cylinder heads	Aluminum	Aluminum	Aluminum
Block material	Aluminum	Aluminum	Cast iron
Bore/stroke	3.76"/3.41"	3.64"/3.41"	3.54"/3.96"
Compression ratio	10.5:1	10.0:1	15.8:1
Transmission	6-speed SelectShift automatic	6-speed SelectShift automatic	6-speed SelectShift automatic
Horsepower @ rpm	275 @ 6,000	310 @ 5,500	185 @ 3,000
Torque lb.-ft. @ rpm	260 @ 4,000	400 @ 2,500	350 @ 1,500–2,500
Recommended fuel	Regular unleaded or E85 ²	Regular unleaded	Ultra-low-sulfur diesel or B20 (containing 20% or less biodiesel)
Fuel economy – EPA-estimated ratings (LR/MR RWB Passenger Wagon)	14 city/18 hwy/16 combined mpg ³	15 city/19 hwy/16 combined mpg ³	Not EPA rated

Some seating configurations may not include Safety Canopy side-curtain airbags or front-seat side airbags.

¹Always wear your safety belt and secure children in the rear seat, if equipped, and follow airbag warning label instructions. ²Restrictions apply. ³Actual mileage will vary.

OPTIONAL PACKAGES

See the following pages for vehicle-specific availability of each package.

Ambulance Prep Package (Van/Cutaway) includes dual heavy-duty batteries and heavy-duty alternator; fixed side- and rear-door privacy glass (Van); 3.73 limited-slip axle on 3.2L Diesel (Van/Cutaway), 3.73 limited-slip axle on 3.5L EcoBoost (Van) and 4.10 axle on 3.7L V6 (standard on Cutaway; standard on HR Van and optional on MR Van); spare wheel and tire (Cutaway); manual short-arm sideview mirrors; manual locks (Cutaway); Modified Vehicle Wiring System (Van); front license plate bracket; auxiliary fuse panel (Van); and LED-enabled separate stop turn taillamp (Cutaway); Van requires MR or HR with sliding passenger-side door; n/a with Premium Package, passenger seat delete or Interior Upgrade Package on Cutaway

Auxiliary Heater/AC Prep Package without rear controls (Passenger Wagon/Van/Cutaway) available with RV and Builder's Prep Packages (Passenger Wagon); requires aftermarket upfit of a climate control system; n/a with front/rear driver-controlled air conditioning

Auxiliary Heater Prep Package without rear controls (Passenger Wagon/Van/Cutaway); requires aftermarket upfit of a climate control system; n/a with front/rear driver-controlled air conditioning

Builder's Prep Package (Passenger Wagon) includes front license plate bracket; Modified Vehicle Wiring System; vinyl front floor covering with XL and carpeted with XLT; AM/FM stereo/single-CD player with 4" multifunction display and 6 speakers (2 front and 4 rear) on XL; Package deletes rear floor covering, rear seat rails, fixings, seats and restraints; requires dual heavy-duty batteries and heavy-duty alternator; n/a with RV Prep Package; side/rear scuff plates are not included

CNG/Propane Gaseous Engine Prep Package (3.7L V6 only; n/a on RWB Passenger Wagon) includes hardened intake/exhaust valves and valve seats

Exterior Upgrade Package includes chrome headlamp trim, grille and grille surround; and 16" black steel wheels with silver-styled covers (SRW; n/a on XL Passenger Wagon)

Heavy-Duty Trailer Tow Package (Passenger Wagon/Van) includes trailer wiring provisions, 4-/7-pin connector, electric brake controller tap-in capability, relay system for backup/B+/running lights, frame-mounted hitch receiver, and tow/haul mode

Interior Upgrade Package (Van/Cutaway/Chassis Cab) includes cruise control, full-height polypropylene panels on side walls and doors (Van), leather-wrapped steering wheel with controls for audio and multifunction display (Cutaway/Chassis Cab), Pewter or Charcoal cloth 2-way manual driver and passenger seats with manual recline, AM/FM stereo with single-CD player, 4" multifunction display, message center, SYNC, 4 speakers (6 speakers on Van), instrument panel console mats, and driver/passenger vinyl sun visors with illuminated vanity mirrors (n/a with Passenger-Side Door Delete, Ambulance, Motorhome, Multifunctional School Activity Bus, School Bus or Shuttle Bus Prep Packages on Cutaway/Chassis Cab)

Load Area Protection Package (Van; restrictions apply) includes complete rear polypropylene panels on side walls and doors, and vinyl front and rear floor covering

Modified Vehicle Wiring System (Passenger Wagon/Van) includes modified vehicle connections for customized wiring harness provisions; requires heavy-duty alternator and dual heavy-duty batteries (standard on Cutaway and Chassis Cab)

Motorhome Prep Package (Cutaway) includes cruise control; driver/passenger sun visors; AM/FM stereo with 2 front speakers and digital clock; Modified Vehicle Wiring System; Trailer Wiring Provisions Package; front license plate bracket; heavy-duty alternator; dual heavy-duty batteries; and auxiliary fuse panel; Pewter or Charcoal cloth 2-way manual driver and passenger seats with manual recline; inboard armrests and manual driver's lumbar; Exterior Upgrade Package; and front vinyl floor covering; n/a with Interior Upgrade, Premium or Passenger-Side Door Delete Packages

Multifunctional School Activity Bus Prep Package (Cutaway) includes manual door locks, banded front-door glass, dual heavy-duty batteries, heavy-duty alternator, front license plate bracket, auxiliary fuse panel, LED-enabled separate stop turn taillamp and Passenger-Side Door Delete Package; n/a with Premium or Interior Upgrade Packages, 178" WB or School Bus Yellow exterior paint

Passenger-Side Door Delete Package (Cutaway) includes Radio Prep Package and manual door locks; requires Pewter vinyl, 2-way manual driver's seat only with manual lumbar (passenger seat delete; includes inboard armrest; n/a with Interior Upgrade, or Ambulance or Motorhome Prep Packages)

Premium Package (Van/Cutaway/Chassis Cab) includes Interior and Exterior Upgrade Packages; Pewter leather-trimmed, 10-way power driver and passenger seats with inboard armrests; and vinyl front and rear floor covering (Van); n/a with Ambulance, Motorhome or School Bus Prep Packages

Radio Prep Package (Van/Cutaway/Chassis Cab) includes front speaker grilles, antenna, cover plate in place of radio, wiring for single-CD audio packages and speakers (no radio chassis provided)

RV Prep Package (XLT Passenger Wagon only; restrictions apply) includes Modified Vehicle Wiring System, Trailer Wiring Provisions Package, front license plate bracket, privacy glass and partial floor covering (carpet); requires dual heavy-duty batteries and heavy-duty alternator; package deletes all Passenger Wagon content behind the B-pillars including floor covering (front and rear), rear seating, rear seat rails, fixings and restraints, rear headliner, rear side-curtain airbags and rear climate control

School Bus Prep Package (Cutaway) includes banded front-door glass, dual heavy-duty batteries, heavy-duty alternator, front license plate bracket, auxiliary fuse panel, LED-enabled separate stop turn taillamp, manual door locks, and Passenger-Side Door Delete Package; n/a with Premium or Interior Upgrade Packages or 178" WB

Shuttle Bus Prep Package (Cutaway) includes Exterior Upgrade Package, heavy-duty alternator, dual heavy-duty batteries, front license plate bracket, engine block heater, Trailer Wiring Provisions Package, and auxiliary fuse panel; n/a with Premium or Interior Upgrade Packages

Smoker's Package includes cigarette lighter and ash cup

Trailer Wiring Provisions Package (Passenger Wagon/Van/Cutaway/Chassis Cab) includes trailer wiring harness, 4-/7-pin connector assembly and rear jumper (Passenger Wagon/Van), trailer sway control, and tow/haul mode; included with Motorhome and Shuttle Bus Prep Packages

16" White Steel Wheel Package (DRW; Fleet only; Passenger Wagon/Van/Cutaway/Chassis Cab) includes white steel wheels and front hubcaps, and dual rear wheel covers; Tire Pressure Monitoring System is deleted

BUILD YOUR PASSENGER WAGON

S : Standard O : Optional

XLT	
XL	Mechanical
0 0	3.5L EcoBoost® V6 engine
0 0	3.2L Power Stroke® I-5 Turbo Diesel engine (restrictions apply; includes cruise control with message center, dual heavy-duty batteries and PTC heater)
0 0	Alternator – Heavy-duty
0 0	Battery – Dual heavy-duty absorbed glass mat (AGM) (standard with diesel engine)
0 0	Battery – Single absorbed glass mat (AGM) (gas engine)
0 0	Engine block heater (recommended when minimum temperature is 10°F or below; standard on diesel)
0 0	Operator-commanded exhaust filter regeneration (diesel engine)
0 0	Operator-commanded exhaust filter regeneration with active regeneration inhibit (diesel engine)
0 0	Trailer brake controller (requires Heavy-Duty Trailer Tow Package)
0 0	Wheels – 16" Easy-To-Clean aluminum (n/a with 9,500 lbs. GVWR or greater; includes locking lug nuts)
S	Wheels – 16" silver steel with black hubcaps (silver front hubcaps on DRW)
0 S	Wheels – 16" black steel with silver-styled covers (SRW)
S S	Wheels – Full-size spare tire and wheel, 4-ton jack and tool kit
	Driver-Assist Technology
0 0	Lane-keeping alert with Driver Alert System includes Level 2 instrument cluster and leather-wrapped steering wheel
0 0	SYNC® Voice Recognition Communications and Entertainment System ¹
0 0	SYNC 3 Enhanced Voice Recognition Communications and Entertainment System ¹
0 S	Windshield wipers – Rain-sensing with autolamp headlamps
	Seating
0 0	10-passenger (RWB)
0 0	15-passenger (LWB)
S	Pewter vinyl, 2-way manual driver and front-passenger seats with manual recline and driver's armrest
0	Pewter vinyl, 2-way manual driver and front-passenger seats with manual recline and inboard armrests
0 S	Pewter cloth, 2-way manual driver and front-passenger seats with manual recline, inboard armrests and driver's manual lumbar
0 0	Charcoal cloth, 2-way manual driver and front-passenger seats with manual recline, inboard armrests and driver's manual lumbar
0 0	Pewter cloth, 10-way power heated driver and 2-way manual front-passenger seats with inboard armrests
0 0	Charcoal cloth, 10-way power heated driver and 2-way manual front-passenger seats with inboard armrests
0	Pewter cloth, heated, 10-way power driver and front-passenger seats with inboard armrests
0	Charcoal cloth, heated, 10-way power driver and front-passenger seats with inboard armrests
0	Pewter leather-trimmed, heated, 10-way power driver and front-passenger seats with inboard armrests
S	Manual recline rear seats with inboard armrest (excluding last row)
	Interior
S	AM/FM stereo with 6 speakers (2 front and 4 rear) and digital clock
0 S	AM/FM stereo/single-CD player with 4" multifunction display and 6 speakers (2 front and 4 rear) on XL; 8 speakers (4 front and 4 rear) on XLT
0 0	AM/FM stereo/single-CD player with 4" multifunction display, HD Radio; ² SiriusXM® Satellite Radio with 6-month All Access trial subscription and 6 speakers (2 front and 4 rear) on XL; 8 speakers (4 front and 4 rear) on XLT

XLT	
XL	Mechanical
0 0	AM/FM stereo/single-CD player with 4" multifunction display, message center, SYNC, smart-charging USB port and 6 speakers (2 front and 4 rear) on XL; 8 speakers (4 front and 4 rear) on XLT; and leather-wrapped steering wheel with controls for audio and multifunction display (requires cruise control)
0 0	AM/FM stereo/single-CD player with 4" multifunction display, message center, SYNC, HD Radio, SiriusXM Satellite Radio with 6-month All Access trial subscription, smart-charging USB port and 6 speakers (2 front and 4 rear) on XL; 8 speakers (4 front and 4 rear) on XLT; and leather-wrapped steering wheel with controls for audio and multifunction display (requires cruise control)
0 0	AM/FM stereo with SYNC 3, 6.5" color LCD capacitive touchscreen and Navigation System with pinch-to-zoom capability including SiriusXM Traffic and Travel Link® with 5-year subscription, HD Radio, SiriusXM Satellite Radio with 6-month All Access trial subscription, 2 smart-charging USB ports and 6 speakers (2 front and 4 rear) on XL; 8 speakers (4 front and 4 rear) on XLT; leather-wrapped steering wheel with controls for audio and multifunction display; and lane-keeping alert with Driver Alert System (requires cruise control)
S	Air conditioning – Front (LR RWB)
5/0	Air conditioning – Front and rear (optional on XL LR RWB)
0 0	Auxiliary fuse panel (requires heavy-duty alternator and dual heavy-duty batteries; includes Modified Vehicle Wiring System; included with user-defined upfitter switches)
0 S	Cruise control with message center including full trip computer and engine-hour meter
S 0	Flooring – Vinyl front and rear ¹
S	Flooring – Carpeted front floor mats
0 S	Flooring – Carpeted front and rear
0	Flooring – Carpeted front (included in Prep Packages)
0	Flooring – All-weather front floor mats (only available on models with carpeted flooring)
0 0	Ford Telematics™ powered by Telogis ³
0 0	Power inverter (restrictions apply) – 12-volt to 110-volt (requires dual heavy-duty batteries)
S	Rear dome light with map lights and theater-dimming feature
0 0	User-defined upfitter switches (4; requires heavy-duty alternator and dual heavy-duty batteries; includes Modified Vehicle Wiring System, customer connection point and auxiliary fuse panel)
0 S	Vinyl sun visors with illuminated vanity mirrors (driver and front passenger; restrictions apply)
	Exterior
S S	Doors – 180° rear cargo (RWB)
S S	Doors – 237° rear cargo (LWB and LWB EL)
S S	Doors – Side, 60/40 swing-out passenger-side (LR)
5/0	Doors – Side, sliding passenger-side (standard on MR and HR; optional on LR)
5/0	Front license plate bracket (standard in states requiring 2 license plates and optional in all others)
0 0	Glass – Privacy (includes rear-window defroster)
S	Grille – Black with black surround
S	Grille – Chrome with chrome surround
0 S	Headlamps – Autolamp with rain-sensing windshield wipers
S	Headlamps – Halogen with black trim
S	Headlamps – Halogen with chrome trim
S S	Mirrors – Short-arm, power sideview
0 0	Mirrors – Short-arm, power, heated sideview with integrated turn signal indicators

XLT	
XL	Mechanical
0 0	Mirrors – Long-arm, power sideview
0 0	Mirrors – Long-arm, power, heated sideview with integrated turn signal indicators
5/0	5/0 Rear bumper – Black, molded-in-color without integral step (standard on MR and HR; optional on LR)
0 0	Rear-window defroster (requires fixed rear-door glass)
0 0	Remote Start System (n/a with manual door locks or diesel engine)
0 0	Reverse Sensing System
0 0	Running board – Fixed passenger-side
0 0	Running board – Power passenger-side
0 0	Wheel liners – Stainless steel (factory-invoiced, dealer-installed accessory; available with standard DRW steel wheels only)
0 0	Wheel-well liners (front only)
0 0	Windows – All-around with 2nd-row driver's side flip-open glass and fixed 60/40 swing-out passenger-side door glass (optional with LR only; requires privacy glass)
0 0	Windows – All-around with 2nd-row flip-open glass and 4th-row flip-open glass (optional on LWB EL; requires privacy glass)
0 0	Windows – All-around with 2nd-row flip-open glass (LWB SRW with sliding passenger-side door only; requires privacy glass; n/a on LR model)
	Safety & Security
0 0	Backup alarm ²
0 0	Keys – 2 additional (4 total; manual keys with manual door locks; remote keyless entry key fobs included if equipped with power door locks)
0 0	MyKey® (restrictions apply; requires SecuriLock® Passive Anti-Theft System; includes Level 2 instrument cluster; n/a with speed-limiting options, radio delete, Ford Telematics or Ford Customer Service Division remote start)
0 0	Perimeter alarm (requires SecuriLock Passive Anti-Theft System; n/a with manual door locks)
0 0	SecuriCode™ keyless entry keypad (n/a with manual door locks)
0 0	SecuriLock Passive Anti-Theft System
0 0	SOS Post-Crash Alert System™ (requires SYNC)
	Optional Packages^{1,3}
0 0	Auxiliary Heater/AC Prep Package
0 0	Auxiliary Heater Prep Package
0 0	Builder's Prep Package
0 0	CNG/Propane Gaseous Engine Prep Package
0 0	Heavy-Duty Trailer Tow Package
0 0	Modified Vehicle Wiring System
0 0	RV Prep Package
0 0	Smoker's Package
0 0	Trailer Wiring Provisions Package
	Available Fleet-Only Options
0 0	Center console delete ¹
0 0	Daytime running lamps
0 0	Manual door locks (restrictions apply; deletes power door locks; does not include remote keyless entry fobs)
0 0	Mirrors – Short-arm, manual sideview (requires manual door locks)
0 0	Mirrors – Long-arm, manual sideview (requires manual door locks)
0 0	Speed limitation (65-, 70- and 75-mph governed top speed options)
0 0	Wheels – 16" white steel package (DRW)
0 0	Wheels – 16" white steel with mini-cap and lug nut covers (SRW)

¹Restrictions may apply. See your Ford Dealer for details. ²Ford Licensed Accessory. ³Please see the Optional Packages page for a detailed list of contents.

PASSENGER WAGON SPECIFICATIONS

Dimensions

	150 SRW				350 SRW						350 HD DRW
	Regular				Long						Long EL
Wheelbase (in.)	130				148						148
Roof height	LR		MR		LR		MR		HR		HR
Passenger capacity	8	10	8	10	12	15	12	15	12	15	15
Rows of seats	3	4	3	4	4	5	4	5	4	5	5

Exterior (in.)

Wheelbase	129.9	129.9	147.6	147.6	147.6	147.6
Length	219.9	217.8	237.6	235.5	235.5	263.9
Height	82.2	98.7	82.4	99.2	108.6	107.7
Width – Excluding mirrors	81.3	81.3	81.3	81.3	81.3	83.7
Width – Including short-arm mirrors	97.4	97.4	97.4	97.4	97.4	97.4
Width – Mirrors folded	83.1	83.1	83.1	83.1	83.1	83.7
Front track	68.2	68.2	68.2	68.2	68.2	68.5
Rear track	69.3	69.3	69.3	69.3	69.3	65.7
Front overhang	40.3	40.3	40.3	40.3	40.3	40.3
Rear overhang	49.7	47.6	49.7	47.6	47.6	76.0
Rear overhang with extended bumper	—	49.7	—	49.7	49.7	78.1
Load height (curb)	28.2	28.2	28.8	28.8	28.8	27.8
Side door opening height	49.6	63.0	49.6	63.0	63.0	63.0
Side door opening width – 60/40 swing-out	51.2	—	51.2	—	—	—
Side door opening width – Sliding	51.2	51.2	51.2	51.2	51.2	51.2
Rear cargo door opening height	46.9	62.8	46.9	62.8	72.2	72.2
Rear cargo door opening width	59.8	59.8	59.8	59.8	59.8	59.8

Interior (in.)

Head room: 1st row	40.8	52.0	40.8	52.0	56.6	56.6
2nd row	41.1	55.8	41.1	55.8	65.2	65.2
3rd row	40.6	55.8	40.6	55.8	65.2	65.2
4th row	—	38.7	—	55.8	38.7	55.8
5th row	—	—	—	34.2	—	47.2
Leg room: 1st row (max.) / 2nd / 3rd / 4th ¹ / 5th ¹	41.3 / 33.7 / 35.6 / 35.6 / —				41.3 / 33.7 / 35.6 / 35.6 / 35.6	
Hip room: 1st row / 2nd / 3rd / 4th ¹ / 5th ¹	67.5 / 69.6 / 67.3 / 68.0 / —				67.5 / 69.6 / 67.3 / 68.0 / 61.0	
Shoulder room: 1st row / 2nd / 3rd / 4th ¹ / 5th ¹	67.9 / 71.4 / 67.0 / 67.8 / —				67.9 / 71.4 / 67.0 / 67.8 / 60.8	
Passenger volume (cu. ft.)	177.0	230.9	235.6	230.9	284.1	313.4
Cargo length front (at floor)	124.0	124.0	141.7	141.7	141.7	170.2
Cargo length front (at belt)	115.1	115.1	132.8	132.8	132.8	161.3
Cargo width between wheelhouses	53.7	53.7	53.7	53.7	53.7	44.9
Cargo height maximum	52.8	67.6	52.8	67.6	77.0	77.0

Cargo capacity (cu. ft. with rear seats removed)

Cargo volume behind: 1st row	224.5	213.1	292.7	281.4	245.1	212.1	324.7	291.8	371.3	347.8	414.1
2nd row	151.8	140.4	197.9	186.6	171.7	138.7	228.5	195.5	261.7	228.7	301.7
3rd row	94.2	125.0	125.0	124.5	91.5	166.9	133.9	190.0	157.0	230.0	230.0
4th row	—	39.1	—	51.8	70.1	48.9	93.9	72.8	107.0	85.8	184.0
5th row	—	—	—	—	—	—	—	—	—	—	100.5



Easy Fuel® capless fuel filler.



15-passenger XLT HR LWB EL cloth-trimmed interior in Pewter with available equipment.



15-passenger XLT HR LWB EL cloth-trimmed interior in Pewter with class-best factory-built cargo capacity and available equipment.

¹Row availability varies by seating configuration.

PASSENGER WAGON SPECIFICATIONS

S : Standard O : Optional

Configurations

	150 SRW		350 SRW			350 HD DRW
	Regular		Long			Long EL
Wheelbase (in.)	130		148			148
Roof height	LR	MR	LR	MR	HR	HR
Passenger capacity	8/10		12/15			15

Side Doors

60/40 swing-out passenger-side	S		S			
Sliding passenger-side	O	S	O	S	S	S

Engines

3.7L Ti-VCT V6	S	S	S	S	S	S
3.5L EcoBoost® V6	O	O	O	O	O	O
3.2L Power Stroke® I-5 Turbo Diesel			O	O	O	O

Max. Capabilities (lbs.)¹

GVWR	8,550	9,400	10,360
Payload	3,000	2,980	3,520



8 AVAILABLE IN LR, MR



10 AVAILABLE IN LR, MR



12 AVAILABLE IN LR, MR, HR



15 AVAILABLE IN LR, MR, HR



15^{EL} AVAILABLE IN HR



Maximum Loaded Trailer Weight Ratings (lbs.)¹

Engines	Regular axle			Limited-slip axle			GCWR	Roof height ²	Wheelbase		
	3.31	3.73	4.10	3.31	3.73	4.10			Regular 130"	Long 148"	Long EL 148"
3.7L Ti-VCT V6		S			O		10,800	LR / MR	4,700	4,300	—
			O ⁵		O ⁵		11,200	LR / MR	5,100	4,700	—
			S		O		11,200	HR	—	4,500	—
3.5L EcoBoost V6	S ³			O ³			11,200	LR / MR / HR	5,100	4,600	—
		O ⁴		O ⁴			11,200	LR / MR / HR	5,100	4,600	3,800
3.2L Power Stroke I-5 Turbo Diesel	S ³			O ³			10,600	LR / MR / HR	—	3,700	—
		O		O			11,200	LR / MR / HR	—	4,400	3,500



¹When properly equipped. Passenger and cargo capacity limited by weight and weight distribution. 12- through 15-passenger vehicles may be classified as buses and may require appropriate licensing.

²Maximum towing ratings achieved with lowest roof height available. ³Not available on DRW. ⁴Not available on SRW. ⁵Restrictions apply.

BUILD YOUR VAN

Standard Features

Includes all standard features, plus:

Mechanical

Wheels – 16" silver steel with black hubcaps (silver front hubcaps on DRW)

Wheels – Full-size spare wheel and tire, 4-ton jack and tool kit

Seating

2-passenger

2-way manual driver and passenger seats with driver's inboard armrest

Pewter vinyl seats

Interior

AM/FM stereo with 2 front speakers and digital clock

Air conditioning – Front only

Cargo area tie-down hooks

Flooring – Vinyl, front

Headliner – Cloth, front

Step well pads – Black plastic

Windows – No cargo area windows

Exterior

Body-side moldings – Black

Bumper – Black-molded rear with integrated step

Doors – 180° rear cargo (RWB)

Doors – 237° rear cargo (LWB and LWB EL)

Doors – Side, 60/40 swing-out passenger-side (LR)

Doors – Side, sliding passenger-side (MR and HR)

Grille – Black with black surround

Headlamps – Halogen with black trim

Roof and side marker lamps (DRW)

Mirrors – Black, short-arm, power sideview

Safety & Security

Passenger-side airbag¹ deactivation switch (n/a with passenger seat delete or passenger-side door delete options)

Available Options

Mechanical

3.5L EcoBoost[®] V6 engine

3.2L Power Stroke[®] I-5 Turbo Diesel engine (restrictions apply; includes cruise control with message center, dual heavy-duty batteries and PTC heater)

Alternator – Heavy-duty (included with Ambulance Prep Package)

Battery – Dual heavy-duty absorbed glass mat (AGM) (standard with diesel engine and included with Ambulance Prep Package)

Battery – Single absorbed glass mat (AGM) (gas engine)

Engine block heater (recommended when minimum temperature is 10°F or below; standard on diesel)

Operator-commanded exhaust filter regeneration (diesel engine)

Operator-commanded exhaust filter regeneration with active regeneration inhibit (diesel engine)

Trailer brake controller (requires Heavy-Duty Trailer Tow Package)

Wheels – 16" black steel with silver-styled covers (SRW; included with Exterior Upgrade Package)

Wheels – 16" Easy-To-Clean aluminum (SRW; n/a with 9,500 lbs. GVWR or greater; includes locking lug nuts)

Wheels – Full-size spare wheel and tire delete (DRW)

Driver-Assist Technology

Lane-keeping alert with Driver Alert System includes Level 2 instrument cluster and leather-wrapped steering wheel

SYNC[®] Voice Recognition Communications and Entertainment System²

SYNC 3 Enhanced Voice Recognition Communications and Entertainment System²

Windshield wipers – Rain-sensing with autolamp headlamps

Seating

Pewter vinyl, 2-way manual driver and front-passenger seats with manual recline and inboard armrests

Pewter vinyl, 2-way manual driver and front-passenger seats with manual recline and driver's inboard armrest (restrictions apply; 10,360-lb. GVWR only; deletes front-seat side airbags and side-curtain airbags)

Pewter vinyl, 2-way manual driver and front-passenger seats with manual recline and inboard armrests (restrictions apply; 10,360-lb. GVWR only; deletes front-seat side airbags and side-curtain airbags)

Charcoal cloth, 2-way manual driver and front-passenger seats with manual recline, inboard armrests, and driver's manual lumbar

Charcoal cloth, 2-way manual driver and front-passenger seats with manual recline, inboard armrests, and driver's manual lumbar (restrictions apply; 10,360-lb. GVWR only; deletes front-seat side airbags and side-curtain airbags)

Pewter cloth, 2-way manual driver and front-passenger seats with manual recline, inboard armrests, and driver's manual lumbar

Pewter cloth, 2-way manual driver and front-passenger seats with manual recline, inboard armrests, and driver's manual lumbar (restrictions apply; 10,360-lb. GVWR only; deletes front-seat side airbags and side-curtain airbags)

Pewter cloth, 10-way power heated driver and 2-way manual front-passenger seats with inboard armrests (n/a on LWB Diesel 9,250-lb. configuration)

Charcoal cloth, 10-way power heated driver and 2-way manual front-passenger seats with inboard armrests (n/a on LWB Diesel 9,250-lb. configuration)

Pewter cloth, heated, 10-way power driver and front-passenger seats with inboard armrests (n/a on LWB Diesel 9,250-lb. configuration)

Charcoal cloth, heated, 10-way power driver and front-passenger seats with inboard armrests (n/a on LWB Diesel 9,250-lb. configuration)

Pewter leather-trimmed, heated, 10-way power driver and front-passenger seats with inboard armrests (n/a on LWB Diesel 9,250-lb. configuration)

Passenger seat delete (also deletes passenger-side front airbags; 10,360-lb. GVWR only), Pewter vinyl, 2-way manual driver's seat only with manual lumbar and inboard armrest

Passenger seat delete (also deletes front-seat side airbags and side-curtain airbags), Pewter cloth, heated, 10-way power driver's seat only with manual lumbar and inboard armrest (n/a on LWB Diesel 9,250-lb. configuration)

Interior

AM/FM stereo/single-CD player with 4" multifunction display and 4 speakers (2 front and 2 rear)

AM/FM stereo/single-CD player with 4" multifunction display, HD Radio,[™] SiriusXM[®] Satellite Radio with 6-month All Access trial subscription and 4 speakers (2 front and 2 rear)

AM/FM stereo/single-CD player with 4" multifunction display, message center, SYNC, smart-charging USB port and 6 speakers (4 front and 2 rear); leather-wrapped steering wheel with controls for audio and multifunction display; includes driver and passenger sun visors with illuminated vanity mirrors on LR vans (requires cruise control)

AM/FM stereo/single-CD player with 4" multifunction display, message center, SYNC, HD Radio, SiriusXM Satellite Radio with 6-month All Access trial subscription, smart-charging USB port and 6 speakers (4 front and 2 rear); leather-wrapped steering wheel with controls for audio and multifunction display; includes driver and passenger sun visors with illuminated vanity mirrors on LR vans (requires cruise control)

AM/FM stereo with SYNC 3, 6.5" color LCD capacitive touchscreen and Navigation System with pinch-to-zoom capability including SiriusXM Traffic and Travel Link[®] with 5-year subscription, HD Radio, SiriusXM Satellite Radio with 6-month All Access trial subscription, 2 smart-charging USB ports and 6 speakers (4 front and 2 rear); leather-wrapped steering wheel with controls for audio and multifunction display; lane-keeping alert with Driver Alert System; includes driver and passenger sun visors with illuminated vanity mirrors on LR vans (requires cruise control)

6 speakers (4 front and 2 rear; only available as an upgradeable option to Radio Prep Package)

Air conditioning (restrictions apply) – Front/rear, driver-controlled (requires Reverse Sensing System on LR vans; includes heavy-duty alternator with gas engines; n/a with Auxiliary Heater/AC Prep Package without rear controls; includes polypropylene panels)

Auxiliary fuse panel (requires heavy-duty alternator and dual heavy-duty batteries; includes Modified Vehicle Wiring System; included with user-defined upfitter switches)

Cruise control with message center including full trip computer and engine-hour meter

Flooring – All-weather front floor mats (only available with carpeted floor covering)

Flooring – Front carpet

Flooring – Vinyl front and rear (included in Interior Upgrade and Load Area Protection Packages; n/a with front/rear driver-controlled air conditioning)

Ford Telematics[™] powered by Telogis^{®3}

Power inverter (restrictions apply) – 12-volt to 110-volt (requires dual heavy-duty batteries)

Tough Bed[®] spray-in cargo floor liner (restrictions apply; requires front carpeted floor covering)

User-defined upfitter switches (4; requires heavy-duty alternator and dual heavy-duty batteries; includes Modified Vehicle Wiring System, customer connection point and auxiliary fuse panel)

Vinyl sun visors with illuminated vanity mirrors (driver and passenger; restrictions apply; included in Interior Upgrade Package)

Exterior

Front license plate bracket (standard in states requiring 2 license plates and optional in all others)

Headlamps – Autolamp with rain-sensing windshield wipers

Mirrors – Short-arm, power, heated sideview with integrated turn signal indicators

Mirrors – Long-arm, power sideview

Mirrors – Long-arm, power, heated sideview with integrated turn signal indicators

Remote Start System (n/a with manual door locks or diesel engine)

Reverse Sensing System

Running board – Fixed passenger-side (n/a with dual sliding side doors)

Running board – Power passenger-side (n/a with dual sliding side doors)

Side door – Sliding passenger-side (LR)

Side doors – Dual sliding (MR and HR)

Wheel liners – Stainless steel (DRW)²

Wheel-well liners (front only)

Windows – Fixed rear-door glass

Windows – Fixed rear-door glass and fixed passenger-side door glass

Windows – Fixed rear-door glass and fixed driver and passenger-side door glass (requires dual sliding side doors)

Windows – Fixed, all-around (n/a with dual sliding side doors)

Windows – All-around with 4th-row flip-open glass (n/a with dual sliding side doors; LWB EL only)

Windows – Privacy glass (includes rear-window defroster)

Windows – Rear defroster (requires fixed rear-door glass)

Safety & Security

Backup alarm³

Keys – 2 additional (4 total; manual keys with manual door locks; remote keyless entry key fobs included if equipped with power door locks)

MyKey[®] (restrictions apply; requires SecuriLock[®] Passive Anti-Theft System; includes Level 2 instrument cluster; n/a with speed-limiting options, radio delete, Radio Prep Package or Ford Customer Service Division remote start)

Perimeter alarm (requires SecuriLock Passive Anti-Theft System; n/a with manual door locks)

SecuriCode[™] keyless entry keypad (n/a with manual door locks)

SecuriLock Passive Anti-Theft System

SOS Post-Crash Alert System[™] (requires SYNC)

Optional Packages^{2,4}

Ambulance Prep Package

Auxiliary Heater/AC Prep Package

Auxiliary Heater Prep Package

CNG/Propane Gaseous Engine Prep Package

Exterior Upgrade Package

Heavy-Duty Trailer Tow Package

Interior Upgrade Package

Load Area Protection Package

Modified Vehicle Wiring System

Premium Package

Radio Prep Package

Smoker's Package

Trailer Wiring Provisions Package

Available Fleet-Only Options

Center console delete²

Daytime running lamps

Manual door locks (restrictions apply; deletes power door locks; does not include remote keyless entry fobs)

Mirrors – Short-arm, manual sideview (requires manual door locks)

Mirrors – Short-arm sideview delete (available on Ambulance Prep Package; requires manual door locks)

Mirrors – Long-arm, manual sideview (requires manual door locks)

Orange safety belts

Speed limitation (65-, 70- and 75-mph governed top speed options)

Wheels – 16" white steel with mini-cap and lug nut covers (SRW)

Wheels – 16" white steel with white front hubcap (DRW)

¹Always wear your safety belt and secure children in the rear seat, if equipped, and follow airbag warning label instructions. ²Restrictions may apply. See your Ford Dealer for details. ³Ford Licensed Accessory. ⁴Please see the Optional Packages page for a detailed list of contents.

VAN SPECIFICATIONS

Dimensions

	150/250 SRW		150/250/350 SRW			250/350 SRW 350 HD DRW
	Regular		Long			Long EL
Wheelbase (in.)	130		148			148
Roof height	LR	MR	LR	MR	HR	HR
Passenger capacity	2	2	2	2	2	2
Rows of seats	1	1	1	1	1	1

Exterior (in.)

Wheelbase	129.9	129.9	147.6	147.6	147.6	147.6
Length	219.9	217.8	237.6	235.5	235.5	263.9
Height	83.6	100.8	83.2	100.7	110.1	109.4
Width – Excluding mirrors	81.3	81.3	81.3	81.3	81.3	81.3 83.7
Width – Including short-arm mirrors	97.4	97.4	97.4	97.4	97.4	97.4
Width – Mirrors folded	83.1	83.1	83.1	83.1	83.1	83.1 83.7
Front track	68.2	68.2	68.2	68.2	68.2	68.2 68.5
Rear track	69.3	69.3	69.3	69.3	69.3	69.3 65.7
Front overhang	40.3	40.3	40.3	40.3	40.3	40.3
Rear overhang	49.7	47.6	49.7	47.6	47.6	76.0
Load height (curb)	28.9	28.9	28.7	28.7	28.7	28.0
Side-door opening height	49.6	63.0	49.6	63.0	63.0	63.0
Side-door opening width – 60/40 swing-out	51.2	—	51.2	—	—	—
Side-door opening width – Sliding	51.2	51.2	51.2	51.2	51.2	51.2
Rear cargo door opening height	49.5	64.9	49.5	64.9	74.3	74.3
Rear cargo door opening width	61.7	61.7	61.7	61.7	61.7	61.7

Interior (in.)

Head room	40.8	52.0	40.8	52.0	56.6	56.6
Leg room (max.)	41.3	41.3	41.3	41.3	41.3	41.3
Hip room	67.5	67.5	67.5	67.5	67.5	67.5
Shoulder room	67.9	67.9	67.9	67.9	67.9	67.9
Passenger volume (cu. ft.)	63.7	81.1	63.7	81.1	88.3	88.3
Cargo length front (at floor)	126.0	126.0	143.7	143.7	143.7	172.2
Cargo length front (at belt)	115.9	115.9	133.6	133.6	133.6	162.0
Cargo width between wheelhouses	53.7	53.7	53.7	53.7	53.7	53.7 45.4
Cargo height maximum	56.9	72.0	56.9	72.0	81.5	81.5

Cargo capacity (cu. ft.)

Cargo volume behind 1st row	246.7	315.2	277.7	357.1	404.3	487.3
Maximum cargo volume with front-passenger seat removed	285.0	363.8	316.1	405.6	459.2	542.2



Rear view camera display¹ (top). Tough Bed[®] spray-in cargo floor liner¹ (bottom).

¹Available feature.

VAN SPECIFICATIONS

S : Standard O : Optional

Configurations

	150 SRW				250 SRW					350 SRW					350 HD DRW			
	Regular		Long		Regular		Long			Long EL	Regular		Long			Long EL	Long EL	
Wheelbase (in.)	130		148		130		148			148	130		148			148	148	
Roof height	LR	MR	LR	MR	LR	MR	LR	MR	HR	HR	LR	MR	LR	MR	HR	HR	HR	HR

Side Doors

60/40 swing-out passenger-side	S		S		S		S				S		S					
Sliding passenger-side	O	S	O	S	O	S	O	S	S	S	O	S	O	S	S	S	S	S
Dual sliding		O		O		O		O	O	O				O	O	O	O	O

Engines

3.7L Ti-VCT V6	S	S	S	S	S	S	S	S	S	S	S	S	S	S	S	S	S	S
3.5L EcoBoost® V6	O	O	O	O	O	O	O	O	O	O	O	O	O	O	O	O	O	O
3.2L Power Stroke® I-5 Turbo Diesel	O	O	O	O	O	O	O	O	O	O					O	O	O	O

Max. Capabilities (lbs.)¹

GVWR	8,600				9,000					9,500					9,950	10,360
Payload	3,680				4,080					4,580					4,240	4,650

Maximum Loaded Trailer Weight Ratings (lbs.)¹

Engines	Regular axle			Limited-slip axle			GCWR	Roof height ²	Wheelbase		
	3.31	3.73	4.10	3.31	3.73	4.10			Regular 130"	Long 148"	Long EL 148"
3.7L Ti-VCT V6		S			O		10,800	LR / MR	5,400	5,200	—
			O		O		12,000	LR / MR	6,600	6,400	—
			S		O		12,000	HR	—	6,200	6,000
3.5L EcoBoost V6	S ³			O ³			11,200	LR / MR / HR	5,700	5,600	5,100
		O ⁴			O ⁵		12,600/ 13,000 (EL)	LR / MR / HR	7,100	7,000	6,700
3.2L Power Stroke I-5 Turbo Diesel	S ³			O ³			10,600	LR / MR / HR	4,800	4,600	4,200
		O			O		13,500	LR / MR / HR	—	7,500	7,100



¹When properly equipped. Passenger and cargo capacity limited by weight and weight distribution. ²Maximum towing ratings achieved with lowest roof height available. ³Not available on DRW. ⁴Not available on HR SRW. ⁵Not available on HR SRW, with the exception of the Ambulance Prep Package.

BUILD YOUR CUTAWAY+ CHASSIS CAB

Standard Features

Includes all standard features, plus:

Mechanical

Frame rail extension adapters

Modified Vehicle Wiring System includes modified vehicle connections for customized wiring harness provisions; requires heavy-duty alternator and dual heavy-duty batteries

Wheels – 16" silver steel with black hubcaps (SRW)

Wheels – 16" white steel with white front hubcaps (DRW)

Wheels – Full-size spare wheel and tire delete

Seating

2-passenger

2-way manual driver and passenger seats with manual recline and driver's inboard armrest

Pewter vinyl seats

Interior

AM/FM stereo with 2 speakers and digital clock

Air conditioning

Flooring – Vinyl

Headliner – Cloth

Mirror – Rearview (Chassis Cab)

Exterior

Grille – Black with black surround

Headlamps – Halogen with black trim

Sideview mirrors delete

Rear taillamp wiring – LED-capable

Roof marker lamps

Window – Rear (Chassis Cab)

Safety & Security

Passenger-side airbag¹ deactivation switch (n/a with passenger seat delete or Passenger-Side Door Delete Package options)

Available Options

Mechanical

3.2L Power Stroke® I-5 Turbo Diesel engine (includes cruise control with message center, dual heavy-duty batteries and PTC heater)

Alternator – Heavy-duty (included with Ambulance [Cutaway], Motorhome [Cutaway], Shuttle Bus [Cutaway], School Bus [Cutaway] and Multifunctional School Activity Bus [Cutaway] Prep Packages)

Battery – Dual heavy-duty absorbed glass mat (AGM) (standard with diesel engine and included with Ambulance Prep Package [Cutaway])

Battery – Single absorbed glass mat (AGM) (gas engine)

Engine block heater (recommended when minimum temperature is 10°F or below; standard on diesel; optional on gas engines)

Operator-commanded exhaust filter regeneration (diesel engine)

Operator-commanded exhaust filter regeneration with active regeneration inhibit (diesel engine)

Trailer brake controller (requires Trailer Wiring Provisions Package)

Wheels – 16" black steel with silver-styled covers (SRW; included with Exterior Upgrade Package)

Wheels – 16" Easy-To-Clean aluminum (SRW; n/a with 9,500 lbs. GVWR or greater; includes locking lug nuts)

Wheels – Spare wheel and tire

Driver-Assist Technology

Lane-keeping alert with Driver Alert System includes Level 2 instrument cluster and leather-wrapped steering wheel

SYNC® Voice Recognition Communications and Entertainment System²

SYNC 3 Enhanced Voice Recognition Communications and Entertainment System²

Windshield wipers – Rain-sensing with autolamp headlamps

Seating

Pewter vinyl, 2-way manual driver and front-passenger seats with manual recline and driver's inboard armrest (restrictions apply; deletes front-seat side airbags and side-curtain airbags)

Pewter vinyl, 2-way manual driver and front-passenger seats with manual recline and inboard armrests (restrictions apply; deletes front-seat side airbags and side-curtain airbags)

Charcoal cloth, 2-way manual driver and front-passenger seats with manual recline, inboard armrests, and driver's manual lumbar

Charcoal cloth, 2-way manual driver and front-passenger seats with manual recline, inboard armrests, and driver's manual lumbar (restrictions apply; deletes front-seat side and side-curtain airbags)

Pewter cloth, 2-way manual driver and front-passenger seats with manual recline, inboard armrests, and driver's manual lumbar

Pewter cloth, 2-way manual driver and front-passenger seats with manual recline, inboard armrests, and driver's manual lumbar (restrictions apply; deletes front-seat side and side-curtain airbags)

Pewter cloth, 10-way power heated driver and 2-way manual front-passenger seats with inboard armrests

Charcoal cloth, 10-way power heated driver and 2-way manual front-passenger seats with inboard armrests

Pewter cloth, heated, 10-way power driver and front-passenger seats with inboard armrests

Charcoal cloth, heated, 10-way power driver and front-passenger seats with inboard armrests

Pewter leather-trimmed, heated, 10-way power driver and front-passenger seats with inboard armrests

Passenger seat delete (also deletes passenger-side front airbags), Pewter vinyl, 2-way manual driver's seat only with manual lumbar and inboard armrest (Cutaway; restrictions apply)

Passenger seat delete (also deletes front-seat side airbags and side-curtain airbags), Pewter cloth, heated, 10-way power driver's seat only with manual lumbar and inboard armrest (Cutaway)

Interior

AM/FM stereo/single-CD player with 4" multifunction display and 2 front speakers

AM/FM stereo/single-CD player with 4" multifunction display, HD Radio,³ SiriusXM® Satellite Radio with 6-month All Access trial subscription and 2 front speakers

AM/FM stereo/single-CD player with 4" multifunction display, message center, SYNC, smart-charging USB port and 4 front speakers; leather-wrapped steering wheel with controls for audio and multifunction display (requires cruise control)

AM/FM stereo/single-CD player with 4" multifunction display, message center, SYNC, HD Radio, SiriusXM Satellite Radio with 6-month All Access trial subscription, smart-charging USB port and 4 front speakers; leather-wrapped steering wheel with controls for audio and multifunction display (requires cruise control)

AM/FM stereo with SYNC 3, 6.5" color LCD touchscreen and Navigation System with pinch-to-zoom capability including SiriusXM Traffic and Travel Link® with 5-year subscription, HD Radio, SiriusXM Satellite Radio with 6-month All Access trial subscription, 2 smart-charging USB ports and 4 front speakers; leather-wrapped steering wheel with controls for audio and multifunction display; and lane-keeping alert with Driver Alert System (requires cruise control)

2 rear speakers (shipped in dunnage box [Cutaway])

4 rear speakers (shipped in dunnage box [Cutaway])

Auxiliary fuse panel (requires heavy-duty alternator and dual heavy-duty batteries; includes Modified Vehicle Wiring System; included with user-defined upfitter switches)

Cruise control with message center including full trip computer and engine-hour meter

Flooring – All-weather front floor mats (only available with carpeted floor covering)

Flooring – Carpet

Ford Telematics™ powered by Telogis®³

Mirror – Rearview (Cutaway)

Power inverter (restrictions apply) – 12-volt to 110-volt (requires dual heavy-duty batteries)

User-defined upfitter switches (4; requires heavy-duty alternator and dual heavy-duty batteries; includes Modified Vehicle Wiring System, customer connection point and auxiliary fuse panel)

Vinyl sun visors with illuminated vanity mirrors (driver and passenger; restrictions apply; included with Interior Upgrade Package)

Exterior

Front license plate bracket (standard in states requiring 2 license plates and optional in all others)

Headlamps – Autolamp with rain-sensing windshield wipers

Mirrors – Short-arm, power sideview

Mirrors – Short-arm, power, heated sideview with integrated turn signal indicators

Mirrors – Long-arm, power sideview

Mirrors – Long-arm, power, heated sideview with integrated turn signal indicators

Rear view camera (shipped in dunnage box and requires upfitter installation)

Remote Start System (n/a with manual door locks or diesel engine)

Roof marker lamps delete (Cutaway)

Separate stop turn taillamp – LED-enabled (upfitter use)

Safety & Security

Backup alarm³

Keys – 2 additional (4 total; manual keys with manual door locks; remote keyless entry key fobs included if equipped with power door locks)

MyKey® (restrictions apply; requires SecuriLock® Passive Anti-Theft System; includes Level 2 instrument cluster; n/a with speed-limiting options, radio delete, Radio Prep Package or Ford Customer Service Division remote start)

SecuriCode™ keyless entry keypad (n/a with manual door locks)

SecuriLock Passive Anti-Theft System

SOS Post-Crash Alert System™ (requires SYNC)

Optional Packages^{2,4}

Ambulance Prep Package (Cutaway)

Auxiliary Heater/AC Prep Package (Cutaway)

Auxiliary Heater Prep Package

CNG/Propane Gaseous Engine Prep Package

Exterior Upgrade Package

Interior Upgrade Package

Motorhome Prep Package (Cutaway)

Multifunctional School Activity Bus Prep Package (Cutaway)

Passenger-Side Door Delete Package (Cutaway)

Premium Package

Radio Prep Package

School Bus Prep Package (Cutaway)

Shuttle Bus Prep Package (Cutaway)

Smoker's Package

Trailer Wiring Provisions Package

Available Fleet-Only Options

Center console delete²

Daytime running lamps

Manual door locks (restrictions apply; deletes power door locks; does not include remote keyless entry fobs)

Mirrors – Short-arm, manual sideview (requires manual door locks)

Mirrors – Long-arm, manual sideview (requires manual door locks)

Orange safety belts¹

Speed limitation (65-, 70- and 75-mph governed top speed options)

Wheels – 16" white steel with mini-cap and lug nut covers (SRW)

¹Always wear your safety belt and secure children in the rear seat, if equipped, and follow airbag warning label instructions. ²Restrictions may apply. See your Ford Dealer for details. ³Ford Licensed Accessory. ⁴Please see the Optional Packages page for a detailed list of contents.

CUTAWAY+CHASSIS CAB SPECIFICATIONS

Dimensions

	250 SRW	350 HD DRW	250 SRW	350 SRW	350 HD DRW	350 HD DRW
	Regular	Regular	Long		Long	Long EL
A Wheelbase (in.)	138	138	156		156	178
Passenger capacity	2	2	2		2	2

Cutaway (in.)


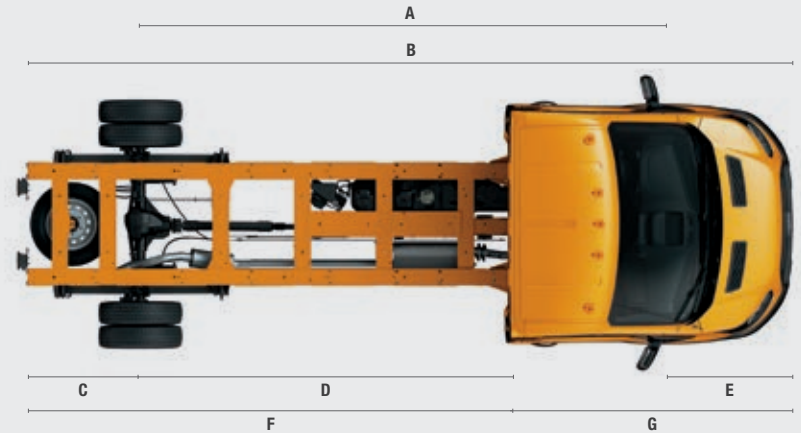
B Overall length	223.3	223.3	241.1		241.1	263.4			
C Rear axle to end of frame or rear overhang	45.1	45.1	45.1		45.1	45.1			
D Rear of cab to rear axle	82.6	82.6	100.3		100.3	122.6			
E Front overhang	40.3	40.3	40.3		40.3	40.3			
F Rear of cab to end of frame	127.7	127.7	145.4		145.4	167.7			
G Cab length	95.7	95.7	95.7		95.7	95.7			
H Overall cab height (curb)	87.3	86.8	87.0		86.5	86.5			
I Top of frame to top of cab	61.2	61.2	61.2		61.2	61.2			
J Load height (loaded)	25.0	24.7	24.5	25.9	25.5	25.7	25.4	25.0	24.6
K Width – Excluding mirrors	80.8	83.1	80.8		83.1	83.1			
K Width – Including short-arm mirrors	97.4	97.4	97.4		97.4	97.4			
K Width – Including long-arm mirrors	108.1	108.1	108.1		108.1	108.1			
Front track	68.2	68.5	68.2		68.5	68.5			
Rear track	68.6	65.7	68.6		65.7	65.7			

Chassis Cab (in.)

B Overall length	223.3	223.3	241.1		241.1	263.4			
C Rear axle to end of frame or rear overhang	45.1	45.1	45.1		45.1	45.1			
D Rear of cab to rear axle	82.6	82.6	100.3		100.3	122.6			
E Front overhang	40.3	40.3	40.3		40.3	40.3			
F Rear of cab to end of frame	127.7	127.7	145.4		145.4	167.7			
G Cab length	95.7	95.7	95.7		95.7	95.7			
H Overall cab height (curb)	87.2	86.7	86.9		86.4	86.4			
I Top of frame to top of cab	61.2	61.2	61.2		61.2	61.2			
J Load height (loaded)	24.8	24.7	24.3	25.6	25.3	25.6	25.2	24.9	24.4
K Width – Excluding mirrors	80.8	83.1	80.8		83.1	83.1			
K Width – Including short-arm mirrors	97.4	97.4	97.4		97.4	97.4			
K Width – Including long-arm mirrors	108.1	108.1	108.1		108.1	108.1			
Front track	68.2	68.5	68.2		68.5	68.5			
Rear track	68.6	65.7	68.6		65.7	65.7			

Interior – Cutaway & Chassis Cab (in.)

Head room	44.9	44.9	44.9		44.9	44.9
Leg room (max.)	41.3	41.3	41.3		41.3	41.3
Hip room	67.5	67.5	67.5		67.5	67.5
Shoulder room	67.9	67.9	67.9		67.9	67.9



CUTAWAY+CHASSIS CAB SPECIFICATIONS

S : Standard O : Optional

Configurations

	250 SRW		350 SRW		350 HD DRW			350 HD DRW		
	Regular	Long	Regular	Long	Regular	Long	Long EL	Regular	Long	Long EL
Wheelbase (in.)	138	156	138	156	138	156	178	138	156	178

Engines

3.7L Ti-VCT V6	S	S	S	S	S	S	S	S	S	S
3.2L Power Stroke® I-5 Turbo Diesel	O	O	O	O	O	O	O	O	O	O

Max. Capabilities (lbs.)¹

GVWR	9,000	9,500	9,500	9,950	10,360
Payload	4,850	5,350	5,290	5,610	6,020



Cloth-trimmed² interior in Pewter with user-defined upfitter switches² and available equipment.

Maximum Loaded Trailer Weight Ratings (lbs.)¹

Engines	Regular axle		Limited-slip axle		GCWR	Wheelbase		
	3.73	4.10	3.73	4.10		Regular 138"	Long 156"	Long EL 178"
3.7L Ti-VCT V6		S		O	12,000	6,800	6,600	6,200
3.2L Power Stroke I-5 Turbo Diesel	S		O		13,500	7,500	7,500	7,100

Android Auto, Google, Google Play and other marks are trademarks of Google Inc. Apple, Apple CarPlay, iPhone and Siri are trademarks of Apple Inc., registered in the U.S. and other countries. "HD Radio" is a proprietary trademark of iBiquity Digital Corporation. Masterack and SmartSpace are registered trademarks of Leggett & Platt Commercial Vehicle Products Company. PANDORA, the PANDORA logo, and the Pandora trade dress are trademarks or registered trademarks of Pandora Media, Inc. Used with permission. SiriusXM audio and data services each require a subscription sold separately, or as a package, by SiriusXM Radio Inc. If you decide to continue service after your trial, the subscription plan you choose will automatically renew thereafter and you will be charged according to your chosen payment method at then-current rates. Fees and taxes apply. To cancel you must call SiriusXM at 1-866-635-2349. See SiriusXM Customer Agreement for complete terms at www.siriusxm.com. All fees and programming subject to change. Trial subscriptions not available in AK and HI. Sirius, XM and all related marks and logos are trademarks of Sirius XM Radio Inc. TransitWorks is a dba of TransitWorks, LLC. Wi-Fi® is a registered trademark of the Wi-Fi Alliance®.

Comparisons based on competitive models (class is Full-Size Vans based on Ford segmentation), publicly available information and Ford certification data at time of release. Vehicles may be shown with optional and aftermarket equipment. Features may be offered only in combination with other options or subject to additional ordering requirements/limitations. Dimensions and capacity ratings shown may vary due to optional features and/or production variability. Information is provided on an "as is" basis and could include technical, typographical or other errors. Ford makes no warranties, representations, or guarantees of any kind, express or implied, including but not limited to, accuracy, currency, or completeness, the operation of the information, materials, content, availability, and products. Ford reserves the right to change product specifications, pricing and equipment at any time without incurring obligations. Your Ford Dealer is the best source of the most up-to-date information on Ford vehicles. Body manufacturers are responsible for compliance certification of the completed vehicle. The Ford New Vehicle Limited Warranty and any government certification made by Ford shall cover only the vehicle as manufactured by Ford and shall not extend to any addition, modification or change of or to the vehicle by the Ford Authorized Pool Account.

¹When properly equipped. Passenger and cargo capacity limited by weight and weight distribution. ²Available feature.



Transit 250 MR LWB Van in Blue Jeans accessorized with keyless entry keypad, roof rack system, heavy-duty splash guards with stainless steel inserts, hood protector by Lund[®]1 front wheel-well liners⁴ and side window deflectors¹

Exterior

- Hood protector¹
- Roof racks
- Side window deflectors¹
- Splash guards
- Step bars
- Trailer hitch (A)
- Trailer towing accessories

Interior

- All-weather floor mats (B)
- Ash cup/coin holders
- Cargo area illumination
- Cargo liners
- Cargo mat (C)
- Cargo organizers and protectors
- Carpeted floor mats
- First aid and roadside assistance kits¹
- Interior light kit
- Interior rear window grilles
- Protective seat covers¹
- Tablet cradle¹

Electronics

- Ford Telematics[™] powered by Telogis[®]1
- Keyless entry keypad
- Remote start systems (D)
- Vehicle Security System
- Warning sensor systems¹

Wheels

- Stainless steel wheel covers¹
- Wheel lock kit
- Wheel-well liners



Shown with available equipment.

accessories.ford.com



New Vehicle Limited Warranty. We want your Ford Transit ownership experience to be the best it can be. Under this warranty, your new vehicle comes with 3-year/36,000-mile bumper-to-bumper coverage, 5-year/60,000-mile Powertrain Warranty coverage, 5-year/60,000-mile safety restraint coverage, and 5-year/unlimited-mile corrosion (perforation) coverage – all with no deductible. The Ford 3.2L Power Stroke[®] I-5 Turbo Diesel engine gets 5-year/100,000-mile warranty coverage. Please ask your Ford Dealer for a copy of this limited warranty.

Roadside Assistance. Covers your vehicle for 5 years or 60,000 miles, so you have the security of knowing that help may be only a phone call away should you run out of fuel, lock yourself out of the vehicle or need towing. Your Ford Dealer can provide complete details on all of these advantages.

Business Preferred Network. Each of the 665 dealerships in our Business Preferred Network (BPN) is committed to providing quality commercial-oriented products and service, as well as special financing and billing arrangements, to businesses that rely on Ford products. As a BPN customer, your business vehicles receive priority service at your BPN dealership to help get your vehicle back on the road quickly.

Financial Services. Our commercial purchase plans and lines of credit offer attractive rates, negotiable terms and business-friendly options. If you prefer to lease, our CommercialLeaseSM programs offer a wide variety of package options to meet your needs. For additional information, please visit our website at fordcredit.com/comlend.

Ford Credit. Get the ride you want. Whether you plan to lease or finance, you'll find the choices that are right for you at Ford Credit. Ask your Ford Dealer for details or check us out at fordcredit.com.

Ford Protect Extended Service Plans. Whether you purchase or lease your Ford vehicle, insist on genuine Ford Protect extended service plans. Ford Protect has a variety of plans to give you peace-of-mind protection whether you want vehicle component or maintenance coverage. Plus, they are fully backed by Ford and honored at all Ford dealerships in the U.S., Canada and Mexico. When you visit your dealer, insist on genuine Ford Protect extended service plans.

Insurance Services. Get Ford Motor Company quality in your auto insurance. Our program offers industry-leading benefits and competitive rates. Call 1-877-367-3847, or visit us at fordvip.com for a no-obligation quote. Insurance offered by American Road Services Company (in CA, American Road Insurance Agency), a licensed agency and subsidiary of Ford Motor Company.

Ford Original Accessories. They're warranted for whichever provides you the greatest benefit: 24 months/unlimited mileage, or the remainder of your Bumper-to-Bumper 3-year/36,000-mile New Vehicle Limited Warranty. Ford Licensed Accessories (FLA) are warranted by the accessory manufacturer's warranty. FLA are designed and developed by the accessory manufacturer and have not been designed or tested to Ford Motor Company engineering requirements. Contact your Ford Dealer for details and/or a copy of all limited warranties.

¹Ford Licensed Accessory.