


GMC

JIMMY



GMC JIMMY 4-Wheel Drive

a hard working tough truck that is great for fun, too!



The Jimmy's
Top was removed

Jimmy models from GMC, either two- or four-wheel-drive, have a lot of outstanding features to offer a prospective owner. There's a model with a hard top and a model without a top—to fit your need or mood. All with a robust big truck heritage from the Truck People from General Motors and the ability to be many things like a small wrecker, snow plow pusher or roustabout utility vehicle while still being Jimmy.

The four-wheel-drive Jimmy is available with a basic 250 CID, in-line six and a standard three-speed manual transmission. In-line six cylinder models have a conventional front driving axle and free wheeling front hubs are available. Full-time four-wheel-drive is available on V8 powered models with automatic transmission. Operation is smooth on-or-off the highway. With available full-time four-wheel-drive your Jimmy is equipped with an inter-axle differential that balances the speed variations between front and rear axles and locks manually into conventional four-wheel-drive for poor traction

like loose sand or slippery snow. How and where you go depends on you, but you can figure on responsive handling and convenience especially on drives where you might otherwise be out and down in front changing hubs from on- to off-road settings and back again.

Two-wheel-drive Jimmy models feature independent front coil spring suspension. Four-wheel-drive In-line




A full-time transfer case with bottom power take-off opening is standard on V8 powered Jimmys with automatic transmission and allows you to shift from neutral to high or low ranges. Ends stopping to shift free-wheeling front hubs; ends the need to shift from two to four-wheel-drive; allows immediate traction to meet constantly changing terrain conditions.

six or V8 models include a standard front stabilizer bar, long wide front leaf springs and a close-turning front driving axle for agility in tight off-road driving situations.



The hard top roof standard on all closed model Jimmys has a textured exterior finish in a choice of BLACK or WHITE. Designed for removal, it incorporates a tailgate design with manually operated dropglass. Closed model Jimmys are equipped with a standard roll bar with pad; the roll bar is also available separately with open utility models. Fixed hard top side glass may be replaced with available sliding side windows. Tinted glass is also available for all models.



Shown above is a closed model, moved to illustrate interior.




Power take-off with either full-time or conventional four-wheel-drive provides power for utility accessories including rotary brooms and snowplows.

The Jimmy is as wide as a GMC Pickup and the effective load length behind the driver's seat with available rear passenger seat removed is 76.6 inches. Remove the roof (as shown above) and there's room for bulky objects. Your effective load length can be extended by dropping the tailgate which is supported by reel-type cables. Beyond mere cubic capacity, the Jimmy may be ordered with an interior that matches most of your occasions. The single front driver's seat is PLAID patterned vinyl in BLUE, SADDLE, RED or GREEN; an additional matching front passenger bucket seat and a three-passenger rear seat are also available. Deluxe front bucket seats with special all-vinyl trim and center console are also available. High Sierra interiors include color-keyed front compartment carpeting as well as Deluxe bucket seats with console, molded door trim panels with simulated wood grain inserts and stretch vinyl storage pockets. High Sierra also includes a gauge-type instrument cluster with simulated wood grain trim.



Front full-floating caliper-type disc brakes with dust shields and cast, finned, air-cooled rear brakes are standard. Brake systems are tailored to available GVW ratings for stopping power under rated load conditions.



The closed hard top Jimmy model comes complete with roll bar and tailgate with manually operated dropglass. Top may be removed as shown.




Available for the open Jimmy is this sturdy weather-proof canvas top with foldable steel framing for easy storage. This dealer installed accessory will let the outside world in or close up fast when it's cloudy.


select available accessories to suit your specific needs...



Wrap-around cockpit instrument and control cluster design places all gauges, warning lights and major controls directly in front of the driver. A gauge package is available which includes oil pressure, ammeter and temperature needle gauges; a tachometer or clock is available with the gauge package. As an aid to good driving a head lamp warning system that sounds a buzzer when head lamps are left on and ignition switch is turned off is available.



Available air conditioning unit combines heater and defroster for year 'round comfort in varying weather conditions.



Available AM or AM/FM radios are fully transistorized for low battery drain. A dealer installed AM eight track stereo combination is also available.



Comfortilt steering column adjusts six ways for driver preference and comfort behind the wheel. A smaller diameter custom steering wheel is offered in conjunction with available power steering.



The standard Jimmy is equipped with a bucket-type driver's seat. An auxiliary front passenger seat is available. Deluxe front buckets with console are available as well as a three-passenger full-width rear seat. Seat belts are standard at all passenger locations.



Full wheel covers for all wheel sizes are available in addition to chrome hub caps. For a styled wheel look, Rally wheels and bright trim rings are also available.

OTHER AVAILABLE ACCESSORIES

Include heavy duty battery, heavy duty front and rear shock absorbers, Cold Climate equipment, engine oil cooler, heavy duty radiator, fuel tank shield plate, increased output Delco-tron, padded roll bar, manual throttle control and added capacity truck-type tube tires.

HIGH ENERGY IGNITION SYSTEM



Solid state High Energy Ignition System is standard on all GMC light duty engines. There are no points to require periodic replacement and no ignition condenser to wear out. The HEI System delivers a higher voltage spark to each plug for improved ignition performance while contributing to increased spark plug service life.

JIMMY POWER... AVAILABLE IN-LINE SIX OR V8

ENGINE TYPE	CUBIC INCH DISPLACEMENT	NET SAE HP @ RPM	NET SAE TORQUE (LBS. FT.) @ RPM
IN-LINE SIX	250	105 @ 3800	185 @ 1200
V8, 2-BBL	350	185 @ 3800	250 @ 2200
V8, 4-BBL	350	160 @ 3800	250 @ 2400
V8, 4-BBL	400	175 @ 3600	230 @ 2800

Engine exterior details may differ according to application. For 1975, GMC light duty vehicles with gross vehicle weight ratings of 6001 lbs. or less are equipped with catalytic converters and designed to operate only on unleaded gasoline. Vehicles with gross vehicle weight ratings in excess of 6000 lbs. are not equipped with catalytic converters and are designed to operate efficiently on no-lead or low-lead fuels of at least 90 Research Octane.

Vehicles shown illustrate standard or available factory-installed equipment unless noted as dealer installed accessories. Items referred to as options or available are at extra cost. Different model applications of the components that are listed in accompanying tables as well as many other items of factory-installed equipment may be ordered through your GMC Dealer.

GMC Truck & Coach Division reserves the right to make changes at any time without notice in prices, colors, materials, equipment, specifications and models and also to discontinue models. Data shown is basic information for the prospective buyer effective at time of issuance of this pamphlet. Dealer will provide complete up-to-date information on available equipment, specifications, etc. not shown here.



SUDDEN SERVICE SYSTEM

Need answers to truck service and maintenance questions... answers to parts requirements questions... answers to recommended truck specifications questions? Now GMC offers you direct-to-factory communications. You talk with truck experts at Pontiac, Michigan. Truck experts solve truck problems. That's why we're the truck people from General Motors. If you need us, dial toll free Wholly through Friday, between 9:00 AM and 5:00 PM (EST).

GMC SUDDEN SERVICE SYSTEM—800-521-2888
In Michigan call 800-572-7953

Not applicable in Alaska, Hawaii, or foreign countries.



TRUCK & COACH DIVISION
GENERAL MOTORS CORPORATION

Pontiac, Michigan 48053