

2022

# KONA



# Urban adventure. Now more adventurous.

When we first launched Kona, it took North American SUV of the Year honors. And when the Kona Electric came out last year, it won a 2021 Best Buy Award from Kelley Blue Book's KBB.com.<sup>1</sup> Look at the way we've updated Kona for 2022, and it's clear we have no intention of relinquishing our podium positions.

Our designers have restyled Kona, inside and out. Stylish new wheels and lighting elements are accented by a bold new front end, eye-catching new colors and an updated interior layout with more legroom in the 2nd row.

Hyundai technologists gave the new Kona a larger touchscreen display and added even more intelligence to SmartSense, our suite of advanced safety features. For 2022, there's also a new addition to the lineup – the Kona N Line.

With design details inspired by the competition cars of Hyundai Motorsports, N Line looks like it's racing even when standing still.

As the driver, you'll feel a sense of command and control, thanks to Kona's high seating position and tight turning radius. Nimble in urban traffic and tight parking spaces, Kona is also an ideal escape vehicle for weekend getaways. And with the availability of All Wheel Drive, you'll have the help of added traction to keep you moving confidently.

What kind of power you'll command is up to you. Kona offers a choice of fuel-efficient gas or turbo engines. Kona Electric, our first all-electric SUV, has a 258-mile range on a full charge.<sup>2</sup> So there can be plenty of venturing in every adventure.



KONA N Line with Tech Package in Pulse Red



2021 Hyundai Kona Electric is a Kelley Blue Book KBB.com Best Buy.

<sup>1</sup>For more information, visit Kelley Blue Book's KBB.com. Kelley Blue Book is a registered trademark of Kelley Blue Book Co., Inc. <sup>2</sup>Kona Electric driving range based on a fully charged battery and 120 combined MPGe. MPGe is the EPA-equivalent measure of gasoline fuel efficiency for electric mode operation. All figures are EPA estimates and for comparison purposes only. Actual range and mileage will vary with options, driving conditions and habits, vehicle and battery condition, and other factors.



KONA Limited in Gray Leather

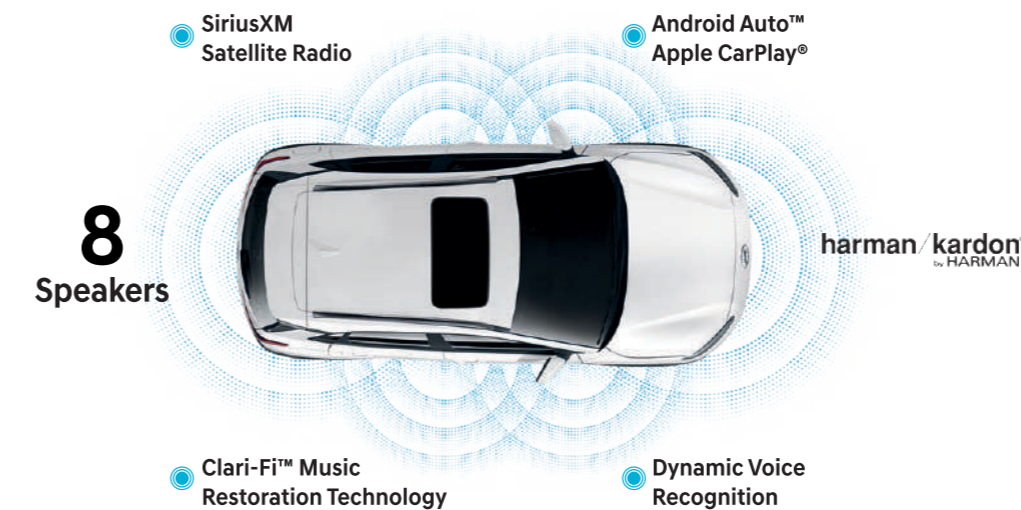
## Any time is go time.

Kona is big on making personal space more personal. With the MyHyundai app downloaded to your compatible smartphone, you can remotely start your Kona from wherever you happen to be.<sup>1</sup> And with the Hyundai Digital Key now available on Kona, unlocking the doors is as easy as touching your compatible phone to the door handle.<sup>2</sup>

Settle into the high seat position and dial in the support of an available 8-way power driver seat with power lumbar adjustment. Open the available power sunroof and bathe your Kona with light. You'll love what Hyundai Design has done to the place. A restyled dashboard with the availability of a new digital instrument cluster and new ambient lighting accents set an unmistakable tone: Kona is where fun and functionality come together.

For 2022, a bigger 8" touchscreen display broadens your ability to control things from one central vantage point. An available 10.25" navigation touchscreen expands that ability with a split-screen display, junction view lane guidance and new Dynamic Voice Recognition that makes it easy to tune into your favorite SiriusXM channels on the accompanying Harman Kardon® premium audio system.<sup>3</sup>

Need a flexible space plan for both passengers and cargo? The 60/40 split fold-flat rear seatbacks create lots of options, while a dual-level cargo floor helps to keep things neatly organized. No matter how you get from here to there, Kona makes the journey rewarding.



KONA Electric in Black Leather



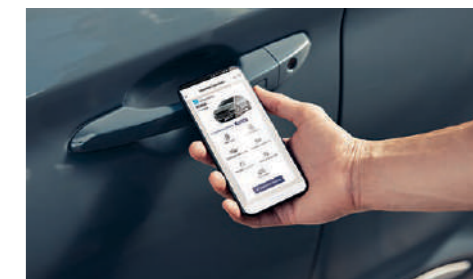
10.25" digital instrument cluster



10.25" navigation system with split screen



60/40 split fold-flat rear seatbacks



Hyundai Digital Key

<sup>1</sup>Requires active Bluelink subscription with Remote package. <sup>2</sup>The available Hyundai Near Field Communication Digital Key requires a compatible Android smartphone and appropriately equipped 2022 Hyundai Kona. Not all Android devices are compatible. Kona vehicle must be equipped with a smart key with push button start, wireless device charging and Audio Video Navigation System 5.0 (or newer) or Display Audio 2.0. Lock and unlock functionality work on the front doors only. See your Owner's Manual for further details and limitations. <sup>3</sup>Dynamic Voice Recognition varies by unit. Speak in a normal voice and minimize background noise for best results. See Owner's Manual for further details and limitations. All SiriusXM services require a subscription sold separately, or as a package, by Sirius XM Radio Inc. after a 3-month trial period. The subscription plan you choose will automatically renew, and you will be charged according to your chosen payment method at then-current rates. Fees and taxes apply. To cancel, you must call SiriusXM at 1-866-635-2349. See SiriusXM Customer Agreement for complete terms at siriusxm.com. All fees and programming subject to change. Sirius, XM, SiriusXM and all related marks and logos are trademarks of Sirius XM Radio Inc.



KONA Limited in Cactus Fern

## An art form. In three forms.

With Kona, performance is an art expressed in three unique ways. There's the smooth, quiet power of a fuel-efficient 2.0L Atkinson Cycle Smartstream engine paired with a new Intelligent Variable Transmission. Or a turbocharged 1.6L Smartstream engine and 7-speed EcoShift® Dual Clutch Transmission that wield 195 horsepower for Kona N Line and Limited drivers.

If you'd rather plug and play, there's Kona Electric – its battery-powered motor turns torque into instant acceleration with zero tailpipe emissions. Using a 100 kW fast charger, Kona Electric can go from a 10% to 80% charge in around 47 minutes. It even does some recharging while you drive – steering wheel paddles let you control four levels of regenerative braking. And with the Hyundai Bluelink® app downloaded to your smartphone, you can schedule a time to recharge during off-peak hours.<sup>1</sup>

On Kona AWD and Kona Electric models, a multi-link rear suspension helps achieve precise steering response and nimble handling. Kona and Kona Electric also feature Drive Mode Select, which lets you customize the steering feel, transmission and overall powertrain responsiveness at the push of a button. Another button activates Smart Cruise Control with Stop & Go, which is available to adjust your speed automatically when slower traffic is sensed. It can even bring you to a complete stop – and re-engage – without driver input.<sup>2</sup>

Downhill Brake Control brings stability to the tricky task of easing your Kona down a steep incline. Every Kona model also features a Rear View Monitor with Parking Guidance that makes parallel parking seem effortless. Now *that* is an art form.



KONA N Line with Tech Package



KONA N Line with Tech Package in Pulse Red



Kona Electric Limited in Blue Wave



Kona Electric charge port

<sup>1</sup>Requires active Bluelink subscription with Remote package. For remote charging, vehicle needs to be plugged into a 120V or 240V electrical socket. See Owner's Manual for further details and limitations. <sup>2</sup>Smart Cruise Control (SCC) is not a collision avoidance or warning device. SCC is for highway use only and should not be used in poor weather, heavy or varying traffic, or on winding or slippery roads. Driver remains responsible to slow or stop the vehicle to avoid a collision. SCC initiates a full stop when the traffic ahead stops and re-engages if the vehicle ahead moves forward within 3 seconds. See Owner's Manual for further details and limitations.

# Upgrade your travel protection.

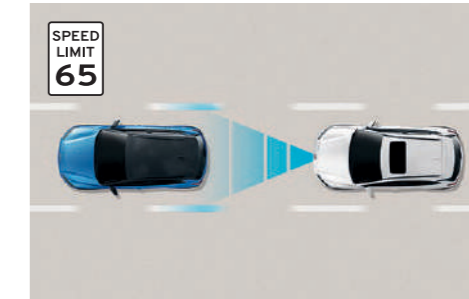
Kona offers the peace-of-mind that comes with Hyundai SmartSense. Your back, front and flanks are monitored for potential safety hazards as you drive. A few examples: Driver Attention Warning analyzes your driving patterns and issues an alert if it detects driver fatigue or inattention.<sup>1</sup> Kona's new Lane Following Assist technology can lend a hand to help keep your vehicle centered in its lane.<sup>2</sup> Forward Collision-Avoidance Assist warns

you when a pedestrian or slowing/stopped vehicle is in your path, automatically braking if necessary to help avoid a potential collision.<sup>3</sup> And while most other SUVs reserve the latest technologies for expensive option packages or higher trim levels, many of our SmartSense features are standard on every Kona model.


  
5-Star Overall Safety Rating<sup>9</sup>

  
2021 IIHS TOP SAFETY PICK


**2021 Hyundai Kona**  
with Forward Collision-Avoidance Assist and specific headlights.<sup>10</sup>



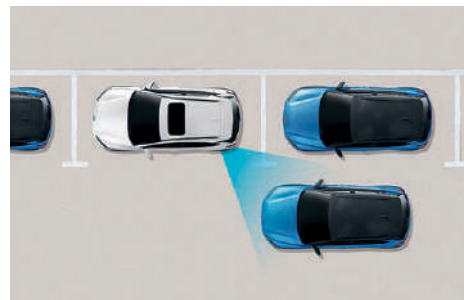
**Highway Driving Assist**  
Acting as your copilot on freeways, this feature helps keep you centered in your lane while maintaining a set speed and distance from the vehicle in front. It uses Kona's navigation map data to automatically adjust for changing speed limits, and reduces your speed when it detects you're approaching a curve in the road.<sup>7</sup>



**Forward Collision-Avoidance Assist**  
When the front-facing camera detects a vehicle or pedestrian in your path, your Kona warns you of a potential collision. If it determines you haven't started braking in time to stop safely, the system automatically applies emergency braking.



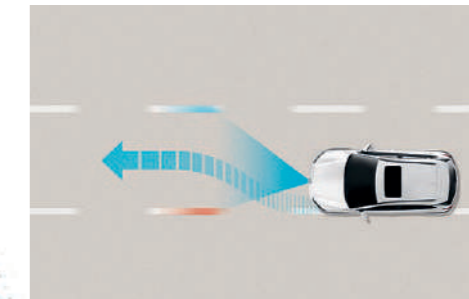
**Rear Cross-Traffic Collision-Avoidance Assist**  
Backing out of a parking space and wondering whether there's cross traffic coming your way? This feature helps warn you of another vehicle approaching from the side. If necessary, your Kona automatically applies braking to help prevent a collision.<sup>4</sup>



**Safe Exit Warning/Rear Occupant Alert**  
After parking, Safe Exit Warning issues an alert when a vehicle is detected to be approaching from behind, letting the driver know it may not be safe for passengers to open the street-side door.<sup>5</sup> A new Rear Occupant Alert feature helps ensure your family's safety even after you've exited your Kona.<sup>6</sup>

## << SmartSense Around Town

## SmartSense On The Highway >>



**Lane Following Assist**  
Using the front-facing camera to detect lane markers on the road, this feature assists the Kona driver's steering to help keep the vehicle centered in its lane. Even when lane markings aren't visible, your Hyundai can determine a virtual path based on movements of the preceding vehicle.



**Blind-Spot Collision-Avoidance Assist**  
If your Kona detects a vehicle in your blind spot while the turn signal is on, this feature alerts the driver and automatically applies light braking before you change lanes to help avoid a collision. It can also detect vehicles up to two lanes over to help prevent collisions when exiting a parallel parking spot.<sup>8</sup>

<sup>1</sup> It is the driver's responsibility to remain alert at all times. Driver Attention Warning is only a warning to inform the driver of a potential lack of attention or drowsiness. It does not detect and provide an alert in every situation. See Owner's Manual for further details and limitations. <sup>2</sup> Lane Following Assist (LFA), when actively engaged with Smart Cruise Control or Highway Driving Assist, helps keep your vehicle centered in its lane when the lane markings are clearly visible on the road. Lane Following Assist will not work under all circumstances and will not prevent loss of control. Lane Following Assist is a supplemental assist, and does not replace the need for extreme care and attention by the driver. See Owner's Manual for further details and limitations. <sup>3</sup> Forward Collision-Avoidance Assist with Pedestrian Detection is intended to be a supplement to safe driving practices. The system is not designed to detect certain stationary objects such as trees or poles, and may not detect all vehicles or pedestrians under certain conditions. The system is a driver assistance system and is not a substitute for safe driving. The driver is responsible for being attentive and maintaining control of the vehicle, and should not wait for the system's alerts before braking as there may not be sufficient time to brake safely. See Owner's Manual for further details and limitations. <sup>4</sup> Not available on Kona SE. Rear Cross-Traffic Collision-Avoidance Assist (RCCA) is designed to notify drivers of approaching cross traffic behind their vehicle. When another vehicle is

detected while you are backing out of a parking spot, it provides audible and visual display warnings and applies braking if it senses a collision is imminent. RCCA is active when the vehicle is in reverse gear and backing at a speed less than 6 mph. It only engages during the first activation of reverse gear from park and may not detect all vehicles, depending on the size, angle, distance and speed of the other vehicle. Never rely exclusively on RCCA. Always look over your shoulder and use your mirrors to confirm rear clearance. There are limitations to the function, detection, range and clarity of the system. See Owner's Manual for further details and limitations. <sup>5</sup> When the vehicle is parked, Safe Exit Warning (SEW) alerts the driver when a detected vehicle is approaching from behind. SEW is not a substitute for driver or passenger attentiveness. Always be aware of your surroundings and attentive of approaching vehicles. See Owner's Manual for further details and limitations. <sup>6</sup> When the vehicle is parked and the engine has been turned off, the Ultrasonic Rear Occupant Alert (ROA) can help to alert the driver of occupants in the rear seats. ROA is not a substitute for driver attentiveness. Never leave a child unattended in a vehicle. See Owner's Manual for further details and limitations. <sup>7</sup> Highway Driving Assist (HDA) is available for highway use only and can help maintain a specific distance from the vehicle ahead while keeping your vehicle centered in its lane when lane markings are clearly visible on the road. HDA should not be used in poor weather, heavy or varying traffic, or on winding or slippery roads. HDA will not work under all circumstances and will not prevent loss of control. Driver remains responsible to slow or stop the vehicle to avoid a collision. See Owner's Manual for further details and limitations. <sup>8</sup> Not available on Kona SE. Blind-Spot Collision-Avoidance Assist (BCA) helps warn of other cars in the blind spot region and can apply braking to help prevent an unsafe lane change. It also helps prevent collisions when exiting parallel parking spots by alerting the driver to a potential hazard. Never rely exclusively on BCA, as it is not a substitute for attentive driving. Always look over your shoulder and use your mirrors to confirm clearance. There are limitations to the function, detection, range and clarity of the system. BCA may not function correctly if one or more of the parking sensors is damaged, dirty or covered, or if weather conditions (heavy rain, snow or fog) are interfering with sensor operation. See Owner's Manual for further details and limitations. <sup>9</sup> Government 2021 5-Star Safety ratings are part of the National Highway Traffic Safety Administration's (NHTSA) New Car Assessment Program (nhtsa.gov). Kona Hybrid and Kona N Line not rated by NHTSA. <sup>10</sup> To qualify for 2021 TOP SAFETY PICK, a vehicle must earn good ratings in the driver-side and passenger-side small overlap front, moderate overlap front, side, roof strength and head restraint tests. It also must earn an advanced or superior rating for vehicle-to-vehicle and vehicle-to-pedestrian front crash prevention and an acceptable or good headlight rating. For details visit [www.iihs.org](http://www.iihs.org).



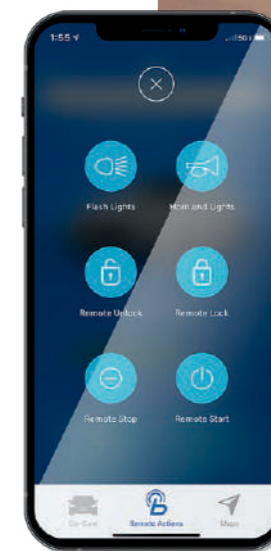
## It's as digital as your life.

To keep you plugged into your digital life on the go, Kona is available with Hyundai Bluelink<sup>®</sup> complimentary for your first three years.<sup>1</sup> Bluelink's array of connected car services offer security on the road – and convenience on the go.

Using the MyHyundai app on your smartphone or smartwatch – or your Amazon Echo<sup>®</sup> or Google Home<sup>™</sup> device<sup>2</sup> – you can remotely unlock your Kona's doors, start the engine and activate climate controls while you're getting ready to leave.<sup>3</sup> You can also receive Monthly Vehicle Health Reports and reminders for service check-ups, control your Kona Electric's charging remotely, and more.

With the Bluelink Guidance package, you can tap POI Search on your smartphone to find a new restaurant or point of interest, then send driving directions to Kona's available navigation system.<sup>4</sup> Of course, Bluelink is just one of the ways Hyundai helps to make your digital life seamless.

Wired or wireless, Apple CarPlay<sup>®</sup> and Android Auto<sup>™</sup> sync your smartphone with your Kona's large color touchscreen display for easy access to contact lists, texts, calls, maps and navigation, your music library and more – ensuring the smarts of your smartphone travel with you wherever you go.<sup>5</sup> Wireless device charging is also available<sup>6</sup> – like those dual front USB charging ports, you'll wonder how you ever got along without it.



### Hyundai Car Finder

Our Car Finder smartphone app feature lets you navigate your way through crowded parking lots back to your vehicle.



### Vehicle Charging Dashboard

Find charging stations, control your Kona Electric's charging remotely and schedule charging times at cheaper off-peak hours.



### Automatic Emergency Assistance

Bluelink Connected Care offers 24/7 SOS Emergency Assistance as well as Automatic Collision Notification that calls for help if you're in an accident where the vehicle's airbags deploy.<sup>7</sup>



### On-Demand Diagnostics

Run vehicle diagnostics from your Kona's touchscreen, report issues at the press of a button and receive Monthly Vehicle Health Reports or maintenance reminders by email.



### Driver Profile Management

Save your navigation searches, radio presets and instrument cluster menu settings to your Bluelink account, and they can be remotely updated and pushed to your Kona or Kona Electric.



### Remote Vehicle Status

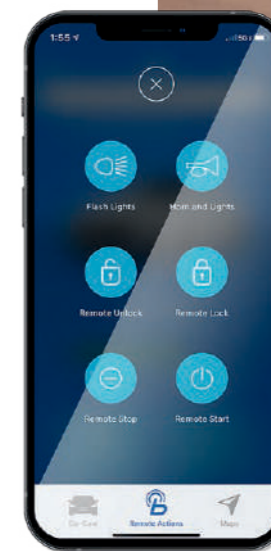
Wondering how much fuel is in your tank? If your car's trunk is open or the doors are unlocked? Your MyHyundai app knows the answers to these questions, and much more.



Wireless device charging



Apple CarPlay



Amazon Echo integration



<sup>1</sup>The 2022 Hyundai Kona and Kona Electric include 3 years of the Bluelink Connected Care, Remote and Guidance (factory-equipped navigation required) packages. All trials require an active Bluelink subscription agreement subject to the Connected Services Terms and Conditions. Three-year term starts from the new vehicle date-of-first-use, is available for new vehicle purchases and leases, and is transferable to subsequent owners subject to the Terms and Conditions. Only use Bluelink and corresponding devices when safe to do so. Cellular and GPS coverage is required. Features, specifications and fees are subject to change. For more on details and limitations, visit HyundaiUSA.com or your authorized Hyundai dealer. <sup>2</sup> Amazon, Alexa and all related logos and motion marks are trademarks of Amazon.com, Inc. or its affiliates. Google Assistant and Google Home are trademarks of Google LLC. <sup>3</sup> Requires active Bluelink subscription with Remote package. <sup>4</sup> Requires active Bluelink subscription with Guidance package. <sup>5</sup> Apple CarPlay<sup>®</sup> is a registered trademark of Apple Inc. Android Auto<sup>™</sup> is compatible with Android<sup>™</sup> phones running Android 5.0 or higher. Android Auto may not be available on all devices and is not available in all countries or regions. Additional apps may be required. Android and Android Auto are trademarks of Google LLC. <sup>6</sup> Qi wireless charging function is based on smartphone compatibility and/or specific accessory cases. <sup>7</sup> Bluelink agents will contact existing emergency service responders.

## KONA SE

Smartstream 2.0L MPI 4-Cylinder Engine

hp 147

lb-ft 132



### Popular Features

- Forward Collision-Avoidance Assist with Pedestrian Detection
- Lane Keeping Assist and Lane Following Assist
- 8" color touchscreen display audio system
- Rear Occupant Alert
- Wireless Apple CarPlay® and Android Auto™
- 16" alloy wheels

## KONA SEL

Smartstream 2.0L MPI 4-Cylinder Engine

hp 147

lb-ft 132



### Popular Features

- Contrasting roof color (models without sunroof)
- Blind-Spot Collision-Avoidance Assist
- Rear Cross-Traffic Collision-Avoidance Assist
- Proximity Key entry with push button start
- Remote Start
- Bluelink® Connected Car System
- 17" alloy wheels

### KONA SE / SEL

EPA Estimates (City/Highway/Combined)<sup>1</sup>

30/35/32 MPG | FWD Smartstream IVT

28/33/30 MPG | AWD Smartstream IVT

<sup>1</sup>EPA estimates for comparison only. Actual mileage will vary with options, driving conditions, driving habits and the vehicle's condition.

## KONA N Line

Smartstream 1.6T GDI 4-Cylinder Engine

hp 195

lb-ft 195



### Popular Features

- N Line unique front and rear fascia
- N Line grille and bodycolor cladding
- Alloy sport pedals and black headliner
- N Line sport cloth seating surfaces
- 10.25" digital instrument cluster display
- 18" alloy wheels

## KONA Limited

Smartstream 1.6T GDI 4-Cylinder Engine

hp 195

lb-ft 195



### Popular Features

- Smart Cruise Control with Stop & Go
- Highway Driving Assist
- Leather-trimmed seats
- 10.25" touchscreen display with navigation
- LED headlights and taillights
- Rear USB charge ports
- 18" alloy wheels

### KONA N Line / Limited

EPA Estimates (City/Highway/Combined)<sup>1</sup>

29/35/32 MPG | FWD 7-speed EcoShift® DCT

27/32/29 MPG | AWD 7-speed EcoShift® DCT

<sup>1</sup>EPA estimates for comparison only. Actual mileage will vary with options, driving conditions, driving habits and the vehicle's condition.

### SEL / Electric SEL Convenience Package

- Premium dark gray body cladding
- Power tilt-and-slide sunroof
- Heated front seats
- Automatic temperature control (standard on Electric models)
- Leather-wrapped steering wheel
- Hyundai Digital Key / Wireless device charging
- Hidden cargo-area storage compartment
- Power windows with front auto-down/up
- 8-way power driver seat with power lumbar support (Electric only)
- LED interior lighting (Electric only)
- Battery warmer system (Electric only)

### N Line Tech Package

- Power tilt-and-slide sunroof
- Harman Kardon® 8-speaker premium audio system
- 10.25" touchscreen display with navigation
- Smart Cruise Control with Stop & Go
- Highway Driving Assist
- Electric Parking Brake
- LED headlights with High Beam Assist
- LED taillights

### All Wheel Drive Option

- All Wheel Drive with liftgate badge
- Multi-link rear suspension

Dimensions	KONA	N LINE	ELECTRIC
Wheelbase	102.4 in	←	←
Overall Length	165.6 in	166.0 in	165.6 in
Overall Width	70.9 in	←	←
Overall Height (with roof rails)	61.0 (61.6) in	61.4 (62.0) in	61.2 in
Headroom – front/rear	39.6/37.8 in	←	39.6/37.7 in
with sunroof – front/rear	38.0/37.8 in	←	38.0/37.7 in
Legroom – front/rear	41.5/35.2 in	←	41.5/33.4 in
Shoulder Room – front/rear	55.5/54.5 in	←	←
Passenger Volume	94.1 cu ft	←	92.4 cu ft
Cargo Capacity – rear seats up/down	19.2/45.8 cu ft	←	←
Total Interior Volume	113.3 cu ft	←	111.6 cu ft

## KONA Electric SEL

Permanent-Magnet Electric Motor

hp 201

lb-ft 291



### Popular Features

- Contrasting roof color (white/red/gray/blue/Cactus Fern only)
- Blind-Spot Collision-Avoidance Assist
- Rear Cross-Traffic Collision-Avoidance Assist
- Bluelink® Connected Car System
- 10.25" digital instrument cluster display
- 17" alloy wheels

## KONA Electric Limited

Permanent-Magnet Electric Motor

hp 201

lb-ft 291



### Popular Features

- LED headlights and taillights
- Leather-trimmed seats
- Ventilated front seats and heated steering wheel
- 10.25" touchscreen display with navigation
- Harman Kardon® 8-speaker premium audio system
- Multiple Bluetooth® device connection
- Parking Distance Warning - Reverse

### KONA Electric

EPA Estimates (City/Highway/Combined)<sup>2</sup>


132/108/120 MPGe | 258 Maximum Driving Range (miles)

<sup>2</sup>MPGe is the EPA-equivalent measure of gasoline fuel efficiency for electric mode operation. Use for comparison only. Mileage may vary with driving conditions, driving habits, the vehicle's condition, the age/condition of the lithium-ion polymer battery, and other factors.

## Interior Colors




SE/SEL Black Cloth SE/SEL Gray Cloth Limited Black Leather Limited Gray Leather N Line Sport Cloth



Electric SEL Black Cloth Electric SEL Gray Cloth Electric Limited Black Leather Electric Limited Gray Leather

## Exterior Colors

Available Contrasting Black Roof: ★ SEL without sunroof / ★★ Electric SEL without sunroof



Pulse Red\*\*\* Blue Wave\*\*\* Cactus Fern\*\* Lunar White\*\* Ultra Black Thunder Gray Kona Only Teal Isle Kona Only Cyber Silver\* Kona Only Galactic Gray\*\* Electric Only

## Wheels



SE 16" Alloy Wheel SEL 17" Alloy Wheel N Line 18" Alloy Wheel Limited 18" Alloy Wheel Electric 17" Alloy Wheel

## KONA / KONA Electric

Power & Handling	SE	SEL	N Line	Limited	SEL	Limited
147 hp/132 lb-ft, 2.0L MPI Atkinson Cycle 4-cylinder engine	●	●	—	—	—	—
195 hp/195 lb-ft, 1.6L Turbo GDI 4-cylinder engine	—	—	●	●	—	—
150 kW (201 hp)/291 lb-ft permanent-magnet synchronous motor with 64 kWh lithium-ion polymer battery system	—	—	—	—	●	●
Smartstream Intelligent Variable Transmission (IVT)	●	●	—	—	—	—
7-speed EcoShift® Dual Clutch Transmission (DCT)	—	—	●	●	—	—
Shift-by-Wire drive selector / brake regen control paddles	—	—	—	—	●	●
DC Fast Charging capability with SAE Combo port	—	—	—	—	●	●
Electric Parking Brake with Automatic Vehicle Hold	—	—	●	●	●	●
4-wheel disc brakes	●	●	●	●	●	●
Downhill Brake Control and Idle Stop & Go	●	●	●	●	—	—
All Wheel Drive	○	○	○	○	—	—
Multi-link rear suspension	○	○	○	○	●	●
Exterior Features	SE	SEL	N Line	Limited	SEL	Limited
Automatic on/off headlights	●	●	●	●	●	●
LED Daytime Running Lights	●	●	●	●	●	●
LED headlights and LED taillights	—	—	●	●	—	●
High Beam Assist	—	—	●	●	—	●
N Line unique front and rear fascia	—	—	●	—	—	—
N Line grille and bodycolor cladding	—	—	●	—	—	—
Premium gray body cladding	—	●	—	●	●	●
Rear spoiler with center LED brake light	●	●	●	●	●	●
Heated side mirrors with turn signal indicators	—	●	●	●	●	●
Rain-sensing wipers	—	—	—	●	—	●
Roof side rails	—	●	●	●	—	—
Contrasting roof color	—	○	—	—	○	—
Power tilt-and-slide sunroof	—	●	●	●	●	●
Privacy rear glass	—	●	●	●	●	●
Rear View Monitor with Parking Guidance	●	●	●	●	●	●
Interior Features	SE	SEL	N Line	Limited	SEL	Limited
Remote keyless entry system with alarm	●	—	—	—	—	—
Proximity Key entry with push button start	—	●	●	●	●	●
Remote Start	—	●	●	●	●	●
Tilt-and-telescopic steering wheel with audio, phone and cruise controls	●	●	●	●	●	●
4.2" color multi-information display	●	●	—	—	—	—
10.25" digital instrument cluster display	—	—	●	●	●	●
Automatic temperature control	—	●	●	●	●	●
6-way adjustable driver seat with height adjustment	●	●	—	—	●	—
8-way power driver seat with power lumbar support	—	—	●	●	●	●

Interior Features	SE	SEL	N Line	Limited	SEL	Limited
Heated front seats	—	●	●	●	●	●
Ventilated front seats and heated steering wheel	—	—	—	—	—	●
Leather-wrapped steering wheel	—	●	●	●	●	●
Leather-trimmed seats	—	—	—	●	—	●
N Line sport cloth seating surfaces	—	—	●	—	—	—
Aluminum pedals and black headliner	—	—	●	—	—	—
Smart Cruise Control with Stop & Go	—	—	●	●	—	●
60/40 split fold-flat rear seatbacks	●	●	●	●	●	●
Folding rear center armrest with dual cupholders	●	●	●	●	●	●
Power windows with front auto-down/up	—	●	●	●	●	●
Dual illuminated vanity mirrors with sunvisor extensions	—	●	●	●	●	●
Auto-dimming rearview mirror with HomeLink®	—	—	—	●	—	●
Ambient LED interior lighting	—	—	—	●	—	—
Hidden cargo-area storage compartment	—	●	●	●	●	●
Tire Pressure Monitoring System with individual tire indicators	●	●	●	●	●	●
Advanced Safety	SE	SEL	N Line	Limited	SEL	Limited
Forward Collision-Avoidance Assist with Pedestrian Detection	●	●	●	●	●	●
Lane Keeping Assist and Lane Following Assist	●	●	●	●	●	●
Driver Attention Warning	●	●	●	●	●	●
Rear Occupant Alert	●	●	●	●	●	●
Blind-Spot Collision-Avoidance Assist	—	●	●	●	●	●
Rear Cross-Traffic Collision-Avoidance Assist	—	●	●	●	●	●
Safe Exit Warning	—	●	●	●	●	●
Highway Driving Assist	—	—	●	●	—	●
Parking Distance Warning - Reverse	—	—	—	●	—	●
Audio & Connected Car Technology	SE	SEL	N Line	Limited	SEL	Limited
8" color touchscreen audio system	●	●	●	—	●	—
10.25" high-resolution color touchscreen navigation system	—	—	●	●	—	●
Harman Kardon® 8-speaker premium audio with Clari-Fi™ Music Restoration Technology	—	—	●	●	—	●
Android Auto™ and Apple CarPlay® (wireless   wired)	● —	● —	● ●	— ●	● —	— ●
SiriusXM Satellite Radio and HD Radio™	—	●	●	●	●	●
Wireless device charging and Hyundai Digital Key	—	●	●	●	●	●
Bluelink® Connected Car System (3 years complimentary)	—	●	●	●	●	●
Siri® and Google Now™ support	●	●	●	●	●	●
Rear USB charge ports	—	—	—	●	—	●

● Standard ○ Optional ● Convenience Package ● Tech Package — Not Available





Hyundai Hope On Wheels®

Helping Kids Fight Cancer Since 1998



### Hope makes every Hyundai better.

Each time we sell a Hyundai, a portion goes to Hyundai Hope On Wheels® to help find a cure for childhood cancer. Over the last 23 years, Hyundai Hope On Wheels has donated more than \$185 million. Hope is our greatest feature. And it comes standard on every Hyundai. For more information, please visit [HyundaiHopeOnWheels.org](http://HyundaiHopeOnWheels.org).



### America's Best Warranty

**POWERTRAIN LIMITED WARRANTY**

**10** YEARS  
100,000 MILES

**NEW VEHICLE LIMITED WARRANTY**

**5** YEARS  
60,000 MILES

**ANTI-PERFORATION WARRANTY**

**7** YEARS  
UNLIMITED MILES

**24/7 ROADSIDE ASSISTANCE**

**5** YEARS  
UNLIMITED MILES

**HYBRID/ELECTRIC SYSTEM COMPONENTS**

**10** YEARS  
100,000 MILES



Complimentary maintenance includes Hyundai-approved oil and oil filter change (except for electric vehicles and fuel cell electric vehicles) plus tire rotation at normal factory-scheduled intervals for 3 years or 36,000 miles, whichever comes first. This offer valid only for new 2020-2022 Hyundai models purchased or leased on or after February 1, 2020. See your Hyundai dealer for further details and limitations.



Our commitment to Hyundai owners does not end with the transfer of keys. Wherever the road takes you, we've got your back with Hyundai Assurance, an umbrella of services and benefits that includes America's Best Warranty, 24/7 Roadside Assistance, innovative safety and car care features...and more.

See dealer for LIMITED WARRANTY details. Fuel economy estimated by EPA for comparison only. Mileage may vary. While the information contained in this brochure was correct at the time of printing, specifications and equipment can change. Feature comparisons based on competitor information available at the time of printing. No warranty or guarantee is being extended in this brochure, and Hyundai reserves the right to change product specifications and equipment at any time without incurring obligations. Some vehicles are shown with optional equipment. Specifications apply to U.S. vehicles only. Please contact your Hyundai dealer for current vehicle specifications. As part of Hyundai's commitment to a responsible environment, this brochure was printed using paper certified by the Forest Stewardship Council®. FSC® certification helps ensure that the highest social and environmental standards are met in the making of the paper we use, contributing to conservation, responsible management and community-level benefits for people near the forests.

