

2024 Full Line



Movement that inspires



EV9
EV6
Telluride
Sorento
Sorento HEV

Sorento PHEV
Sportage
Sportage HEV
Sportage PHEV
Seltos

Soul
Niro HEV
Niro PHEV
Niro EV
Carnival

K5
Forte

Standing still doesn't satisfy us.

Inspiration doesn't strike at rest. It's born in motion, with eyes wide open to new possibilities. Movement wakes us up and sparks unprecedented thinking. At Kia, this is what drives us to keep pushing, seeking, and transforming. Relentless in our mission to build exciting, quality vehicles with the design, performance, capability, and innovative technology to be more than a means of transportation, but also a catalyst for inspiration. In this spirit, we created the Kia 2024 lineup of vehicles.

10-Year/100,000-Mile Limited Powertrain Warranty
5-Year/60,000-Mile Limited Basic Warranty
5-Year/100,000-Mile Limited Anti-Perforation Warranty
5-Year/60,000-Mile 24-Hour Roadside Assistance
10-Year/100,000-Mile Electric Vehicle (EV) System Warranty



— J.D. Power



1 See inside back cover for endnote. *Kia received the fewest reported problems among mass market brands in the J.D. Power 2021-2023 U.S. Vehicle Dependability Studies. 2023 Study based on 2020 models. See [jdpower.com/awards](https://www.jdpower.com/awards) for 2023 details. Cover: EV9 GT-Line e-AWD shown. Back cover: Telluride X-Pro SX Prestige AWD shown. This page: EV9 GT-Line e-AWD shown.



You bring the plans. We'll bring the power.

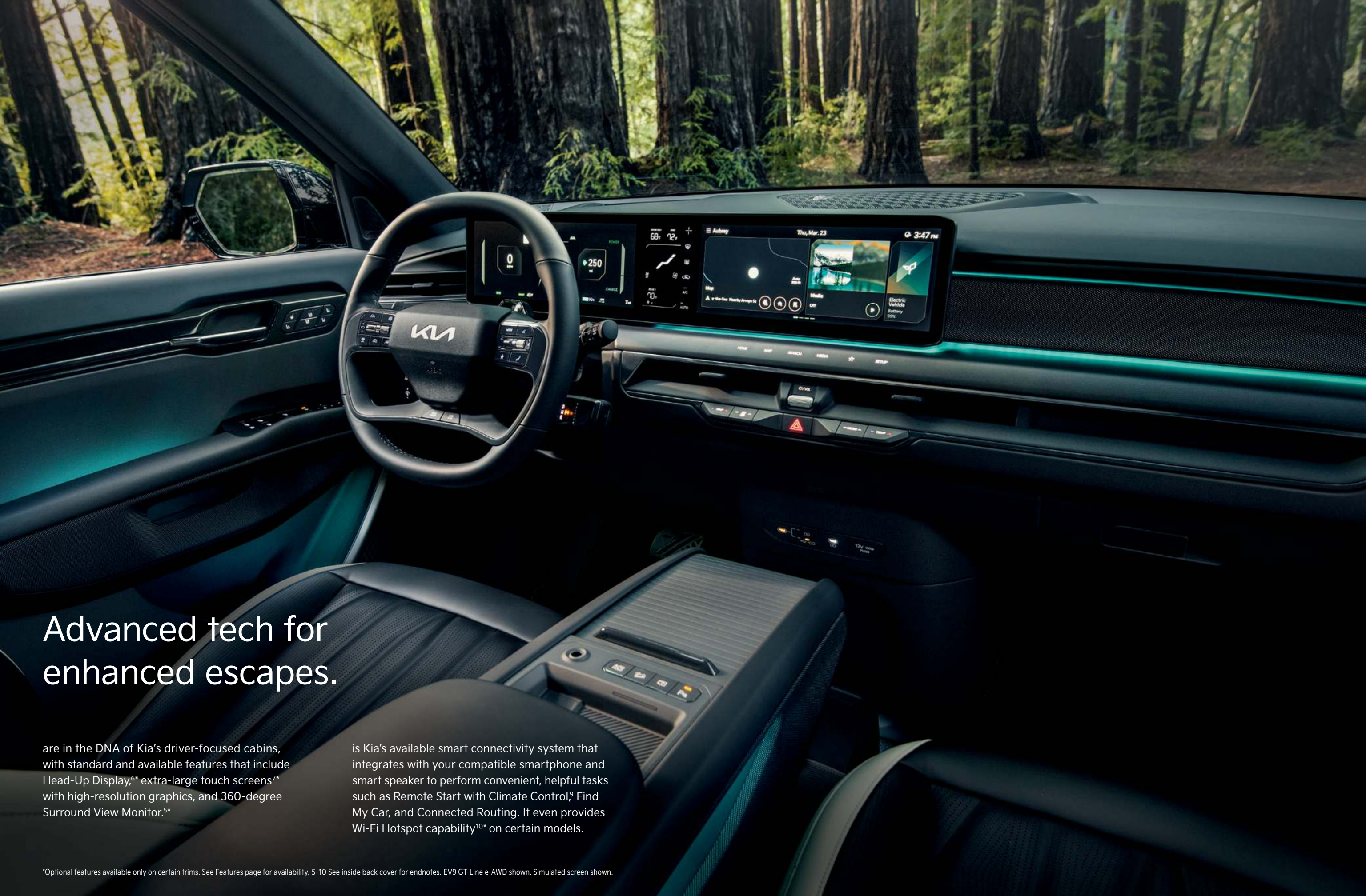
command the off-road and civilized world with grit, grace, and excitement, courtesy of available turbocharged engines, advanced performance, and outstanding versatility — from Telluride's up to 5,500 lbs. of towing capability,^{2††} to the best-in-class torque of K5 GT.³

include the all-new EV9, the EV6, and our Sorento, Sportage, and Niro electrified models — Kia's cutting-edge lineup of all-electric, hybrid, and plug-in hybrid vehicles that feature technologies designed to help enhance range,⁴ efficiency, and versatility.

include our suite of standard and available state-of-the-art systems for emergency braking,⁵ lane keeping,⁵ blind-spot monitoring,⁵ and more, for extra peace of mind, wherever adventure calls you.

are offered on most Kia models to enhance handling, stability, and all-weather confidence in a variety of conditions — with added capability features such as Lock Mode* and multi-terrain modes* available on Telluride, Sorento, Sportage, and Seltos to further boost off-road adventures.

*Optional features available only on certain trims. See Features page for availability. X-Pro models. †No system, no matter how advanced, can compensate for all driver error and/or driving conditions. Always drive safely. 2-5 See inside back cover for endnotes. Do not attempt. Professional stunt driver used. EV6 GT e-AWD shown.



Advanced tech for enhanced escapes.

are in the DNA of Kia's driver-focused cabins, with standard and available features that include Head-Up Display,^{6*} extra-large touch screens^{7*} with high-resolution graphics, and 360-degree Surround View Monitor.^{5*}

is Kia's available smart connectivity system that integrates with your compatible smartphone and smart speaker to perform convenient, helpful tasks such as Remote Start with Climate Control,⁹ Find My Car, and Connected Routing. It even provides Wi-Fi Hotspot capability^{10*} on certain models.

2024 EV9

379 hp

516 lb.-ft. of Torque*
(Wind+ e-AWD, Land e-AWD,
GT-Line e-AWD)

300 miles

Kia-est. Available Range
on Wind+ RWD^{11*}

Charge

from 10% to 80% w/DC
Fast Chargers in 24 Min.¹²

5,000-lb.

Towing Capacity^{13*}
(e-AWD Trims, Wind+, Land,
Requires Towing Package)





24.6-inch

Total Combined Dual Panoramic HD Display⁷

Relaxation

1st- & 2nd-row Captain's Chairs^{15*}

Advanced

Highway Driving Assist^{14*}

Blind-Spot

& Surround View Monitor^{5*}



Exterior colors

	Ivory Silver Matte	
Iceberg Green	Ocean Blue	Pebble Gray
Ivory Silver	Ocean Blue Matte	Snow White Pearl

**Based on pre-production information, color and trim options subject to change. Matte paint colors require special care and handling.

EV9

Features & Trims

76.1 kWh lithium-ion battery w/heater
 Permanent Magnet Electric Motor w/215 hp & 258 lb.-ft. of torque
 223 miles of targeted range on a full charge¹¹
 2,000-lb. towing capacity¹³
 Multi-charging system (400V-800V)
 CCS1 charge port w/120V-240V & DC fast-charge capability¹²
 Dual lower control arm, MacPherson strut front suspension, 5-link rear suspension
 4-wheel disc brakes w/Smart Regenerative System
 Rack-mounted motor-driven power steering
 Shift-by-Wire gear selector
 19-in. aero-style combination alloy wheels w/255/60R19 tires
 LED exterior lighting including reflector headlights, Daytime Running Lights & tail lights
 Flush-mounted, automatic outside door handles
 Power-folding & heated outside mirrors
 Satin chrome window surround trim
 Acoustic-laminated windshield & front door windows
 Power windows w/auto-up/down
 Smart Power Tailgate¹⁶
 Onboard Power Generator¹⁷ w/1,900-watt external power draw capability, cargo area outlet
 Auto-dimming rearview mirror
 LED cabin lighting
 Bi-level center console tray w/lower tray storage
 Heated & ventilated front seats¹⁸
 Tri-Zone — Full Automatic Temperature Control
 Roof-mounted rear HVAC vents w/auto defog
 Full SynTex seating material
 8-way power driver's seat w/2-way lumbar
 8-way power passenger seat w/2-way lumbar
 7-passenger seating w/2nd-row bench
 60/40 split-folding 2nd row w/recline & slide
 One-touch 3rd-row access
 50/50 split-folding 3rd-row seating
 8-speaker audio system
 24.6-in. Dual Panoramic HD display⁷
 Kia Connect⁸ w/Navigation⁷ & Wi-Fi Hotspot¹⁰
 6 fast-charging USB outlets
 Push Button Start w/Smart Key
 Digital Key capable⁹
 Forward Collision-Avoidance Assist w/Car/Pedestrian/Cyclist Detection⁵
 Forward Collision-Avoidance Assist w/Junction Turning/Crossing, Lane Change Oncoming & Side, & Evasive Steering Assist⁵
 Blind-Spot Collision-Avoidance Assist⁵
 Highway Driving Assist¹⁴
 Rear Cross-Traffic Collision-Avoidance Assist⁵
 Rear Occupant Alert¹⁹
 Safe Exit Assist²⁰

99.8 kWh lithium-ion battery w/heater
 Permanent Magnet Electric Motor w/201 hp & 258 lb.-ft. of torque
 300 miles of targeted range on a full charge¹¹
 6-passenger seating w/2nd-row captain's chairs
 Auto-dimming rearview mirror w/HomeLink²¹

Dual-Motor e-AWD[†] w/379 hp & 443-516 lb.-ft. of torque
 270 miles of targeted range on a full charge¹¹
 Torque-vectoring e-AWD[†] & Snow Mode
 7.8-in. ground clearance
 Heated steering wheel
 Heat pump HVAC system
 Dual sunroof
 Roof rails
 7-passenger seating w/2nd-row bench

Dual-Motor e-AWD[†] w/379 hp & 443-516 lb.-ft. of torque
 250 miles of targeted range on a full charge¹¹
 20-in. combination alloy wheels w/275/50R20 tires
 Premium Relaxation Comfort driver's seat w/4-way lumbar support, powered tilt & leg support¹⁵
 Programmable memory for driver's seat, steering wheel & outside mirror position
 6-passenger seating w/heated & ventilated 2nd-row captain's chairs¹⁸
 2nd-row slide-out console tray & storage
 14-speaker Meridian Premium Audio System²²
 Power tilt & telescoping steering column
 LED ambient mood lighting
 Onboard Power Generator¹⁷ w/1,900-watt external power draw capability, cargo area & external outlet
 Digital Pattern Lighting front grille (n/a w/matte paint)
 Full Display Mirror²³
 Surround View Monitor⁵
 Blind-Spot View Monitor⁵

Dual-Motor e-AWD[†] w/379 hp & 516 lb.-ft. of torque
 5,000-lb. towing capacity¹³
 Self-leveling rear suspension
 21-in. black & dark silver lightweight combination alloy wheels w/285/45R21 tires
 Unique GT-Line exterior styling w/raised roof rails
 Premium Ergo Motion driver's seat w/4-way active lumbar support, powered-adjustable bolsters, tilt & 2-way leg support¹⁵
 Premium Relaxation Comfort passenger seat w/2-way lumbar support, powered tilt & 2-way leg support¹⁵
 Premium artificial suede leather headliner
 12-in. Head-Up Display⁶
 Remote Smart Parking Assist²⁴

Heat pump, heated steering wheel

Single sunroof

20-in. combination alloy wheels w/275/50R20 tires, 250 miles of targeted range on a full charge¹¹

Tow hitch, self-leveling rear suspension, 5,000-lb. towing capacity¹³

270 miles of targeted range on a full charge,¹¹ 19-in. aero-style combination alloy wheels w/255/60R19 tires

Premium Relaxation Comfort passenger seat w/2-way lumbar support, powered tilt & 2-way leg support, 2nd-row 8-way power Relaxation VIP seats w/2-way leg support¹⁵

2nd-row 8-way power Relaxation VIP seats w/2-way leg support¹⁵

Advanced Highway Driving Assist w/LiDAR¹⁴

*Optional features available only on certain trims. See Features page for availability. **Requires special care and handling. Visit kia.com for color and trims options. No system, no matter how advanced, can compensate for all driver error and/or driving conditions. Always drive safely. 5-24 See inside back cover for endnotes. EV9 GT-Line e-AWD and EV9 Land e-AWD shown.

2024 EV6

576 hp

545 lb.-ft. of Torque*
(GT)

0-60

in 3.4 Seconds^{25**}
(GT)

Charge

from 10% to 80% w/DC
Fast Chargers in 18 Min.¹²

310-mile

All-electric Range^{26*}
(Light Long Range RWD, Wind RWD,
GT-Line RWD w/19-in. Wheels)



GT e-AWD shown, with 218 miles of all-electric range.²⁶



77.4

kWh Battery*

(Wind, Light Long Range, GT-Line, GT)

10-yr./100k-mi.

Limited Battery Warranty¹

20 Standard

Driver-assistance Technologies⁵

Meridian

Premium Audio System^{22*}


(Wind, GT-Line, GT)




Exterior colors




Interstellar Gray



Glacier



Steel Matte Gray**



Snow White Pearl



Yacht Blue

EV6

Features & Trims

58 kWh 697-volt lithium-ion polymer high-voltage battery
 125 kW AC Synchronous Permanent Magnet Electric Motor
 w/167 hp & 258 lb.-ft. of torque
 232 miles of targeted range on a full charge²⁶
 Multi-charging system (400V-800V)
 CCS1 charge port w/120V-240V & DC fast-charge capability¹²
 MacPherson strut front suspension, 5-link rear suspension
 4-wheel disc brakes w/Smart Regenerative System
 Rack-mounted motor-driven power steering
 Shift-by-Wire gear selector
 Battery heater
 19-in. dark gray alloy wheels w/235/55R19 tires
 LED exterior lighting including reflector headlights, Daytime Running Lights
 & combination tail lights
 Flush outside door handles
 Integrated aero-style rear spoilers
 Power-folding & heated outside mirrors
 Black window surround trim, wheel arch trim, grille & rocker panel cladding
 Bi-level center console tray w/lower front tray storage
 Combination recycled fabric & synthetic leather seating materials
 GigaSteel slim front seating design
 8-way power driver's seat w/integrated memory
 8-way power passenger seat
 2-way driver & front passenger power lumbar support
 Heated front seats¹⁸
 60/40 split-folding rear seating w/multi-angle recline
 Artificial leather steering wheel
 Power windows w/front auto up/down
 Dual Zone — Full Automatic Temperature Control w/auto defogger
 Apple CarPlay²⁸ integration
 Android Auto^{TM29} compatibility
 Dual Panoramic 12.3-in. HD screens⁷ w/integrated Blue-light filter
 Kia Connect⁹ w/Navigation⁷
 Smart Key w/Push Button Start
 Forward Collision-Avoidance Assist w/Pedestrian/Cyclist Detection &
 Junction Turning⁵
 Blind-Spot Collision-Avoidance Assist⁵
 Rear Cross-Traffic Collision-Avoidance Assist⁵
 Navigation-based Smart Cruise Control w/Stop & Go⁵
 Highway Driving Assist¹⁴
 Safe Exit Assist²⁰
 Rear Occupant Alert¹⁹

77.4 kWh 697-volt lithium-ion polymer high-voltage battery
 168 kW AC Synchronous Permanent Magnet Electric Motor
 w/225 hp & 258 lb.-ft. of torque
 310 miles of range on a full charge²⁶

239 kW output Dual-Motor e-AWD¹ w/320 hp & 446 lb.-ft. of torque
 282 miles of range on a full charge²⁶
 Heat pump HVAC system
 Heated steering wheel

19-in. gloss-black aero-style spoke alloy wheels w/235/55R19 tires
 Ventilated front seats
 SynTex seating materials
 8-way power front passenger seat
 Smart Power Tailgate¹⁶
 Meridian Premium Audio System²² w/14 speakers, subwoofer
 & external amplifier
 Onboard Power Generator¹⁷ w/1,900-watt external power draw capability
 Parking Distance Warning — Forward & Reverse⁵

239 kW output Dual-Motor e-AWD¹ w/320 hp & 446 lb.-ft. of torque
 282 miles of range on a full charge²⁶
 Heated steering wheel
 Heat pump HVAC system

Unique GT-Line dedicated front & rear fascia, wheel arch moldings & side sills
 Wide sunroof
 Auto-deploy flush outside door handles
 Alloy pedals
 LED ambient interior lighting
 Forward Collision-Avoidance Assist w/Pedestrian/Cyclist Detection,
 Junction Assist & Lane Change Oncoming/Side Assist⁵
 Blind-Spot View Monitor⁵
 Surround View Monitor⁵
 Augmented Reality HUD (Head-Up Display)⁶
 Remote Smart Parking Assist²⁴
 Parking Collision-Avoidance Assist — Reverse⁵

239 kW output Dual-Motor e-AWD¹ w/320 hp & 446 lb.-ft. of torque
 252 miles of range on a full charge²⁶
 20-in. aero-style 5-spoke alloy wheels w/255/45R20 tires
 Highway Driving Assist 2¹⁴
 Heated steering wheel
 Heat pump HVAC system
 Heated rear seats¹⁸

Dual-Motor e-AWD¹ w/576 hp & 545 lb.-ft. of torque
 218 miles of range on a full charge²⁶
 e-LSD (electronic limited-slip differential)
 Electronically Controlled Sport Suspension
 21-in. GT design alloy wheels
 Neon GT design monoblock brake calipers
 Unique GT design front & rear fascia
 Neon GT design interior accents
 D-shaped sport steering wheel w/dedicated GT Mode button
 Unique GT design lightweight sport-bolstered seats w/suede surfaces

Surround View Monitor,⁵ Remote Smart Parking Assist,²⁴ Blind-Spot View
 Monitor,⁵ Parking Collision-Avoidance Assist — Reverse⁵

*Optional features available only on certain trims. See Features page for availability. **Requires special care and handling. Visit kia.com for color and trims options. No system, no matter how advanced, can compensate for all driver error and/or driving conditions. Always drive safely. 1, 5-8, 12, 14, 16-20, 22, 24, 26, 28, 29 See inside back cover for endnotes. EV6 GT-Line e-AWD and EV6 GT e-AWD shown.

2024 Telluride

3.8L
V6 Engine

291
Horsepower

8.4-inch
Ground Clearance*
(X-Line, X-Pro)

5,500-lb.
Towing Capacity**
(X-Pro)





24.6-inch
Total Combined Dual Panoramic Display⁷
(SX, SXP, SX X-Line/X-Pro, SXP X-Line/X-Pro)

87 cu. ft.
of Cargo Space[†]

Blind-Spot
& Surround View Monitor^{5*}
(SX, SXP, SX X-Line/X-Pro, SXP X-Line/X-Pro)

Seats Up to 8
Passengers*
(LX, EX)



Exterior colors



Dark Moss



Dawning Red



Glacial White Pearl



Midnight Lake Blue

Telluride

Features & Trims

3.8L Gasoline Direct Injection V6 engine w/291 hp @ 6,000 RPM & 262 lb.-ft. of torque
5,000-lb. towing capacity²
8-speed Automatic Transmission
Front-wheel drive
Torque-vectoring cornering control
Independent MacPherson strut front suspension
Multi-link, independent rear suspension w/stabilizer bar & high-performance dampers
Electronic Parking Brake
Drive Mode Select w/4 modes
Automatic LED dual projection headlights
LED Daytime Running Lights
Black grille w/satin chrome surround
Satin chrome window trim & lower door garnish
Heated exterior mirrors w/integrated turn signal
Acoustic-laminated front windshield
Body-color rear spoiler
Black wheel arch moldings & rocker panels
18-in. silver finish alloy wheels w/245/60R18 tires
18-in. rear-mounted temporary spare wheel & tire
Kia Connect[®] w/Navigation⁷
6-speaker audio system
8-passenger seating
Tri Zone — Full Automatic Temperature Control
Painted metallic dash & door trim inlays
SynTex seating materials
Remote folding 2nd-row seats
5 USB-C charging ports
Forward Collision Warning⁵
Forward Collision-Avoidance Assist w/Pedestrian/Cyclist Detection & Junction Turning⁵
Lane Departure Warning⁵
Lane Following Assist⁵
Lane Keeping Assist⁵
Highway Driving Assist¹⁴
Navigation-based Smart Cruise Control w/Stop & Go — Curve⁵
Intelligent Speed Limit Assist⁵
Rear View Monitor w/Parking Guidance⁵
Parking Distance Warning — Reverse⁵
Rear Cross-Traffic Collision-Avoidance Assist⁵

Satin chrome w/body-color exterior door handles
Low-profile silver paint roof rails
Single, twin-tip exhaust
20-in. black w/machined-finish alloy wheels
7-passenger seating w/one-touch Slide & Fold, reclining 2nd-row captain's chairs
8-way power driver's seat w/2-way lumbar support
Driver's & front passenger's heated seats¹⁸
10-watt wireless phone charger³⁰

LED rear tail lights
Power-folding exterior mirrors
Acoustic windshield & front door windows
Single, power tilt & sliding sunroof

Smart Power Tailgate¹⁶ w/auto-close function
8-passenger seating
Woodgrain dash & door trim inlays
Leather seat trim
8-way power passenger seat w/2-way lumbar support
Driver's & front passenger's ventilated seats
Manual 2nd-row window shades
LED interior cabin lighting, including cargo area
USB-C charge port in front center console

Active On-Demand AWD w/AWD Lock & Snow modes[†]
Tow Mode for enhanced towing performance²
Self-leveling rear suspension
X-Line/X-Pro exclusive black headlight trim
X-Line/X-Pro exclusive front & rear bumpers
X-Line/X-Pro exclusive grille design
Dark metallic window trim & door garnish
X-Line/X-Pro exclusive raised gloss black roof rails
X-Line exclusive 20-in. black finish alloy wheels
7-passenger seating w/one-touch Slide & Fold, reclining 2nd-row captain's chairs

Front-wheel drive
LED fog lights
Black grille w/satin chrome surround
Satin chrome window trim & lower door garnish
Satin chrome w/body-colored door handles
Dual sunroofs (rear fixed glass)
Low-profile satin chrome roof rails
20-in. black w/machined-finish alloy wheels
Dual Curved Integrated displays
Harman Kardon^{®31} 10-speaker premium audio
10-way power driver's seat w/4-way active anti-fatigue lumbar support
Digital Key capable⁹
Blind-Spot View Monitor⁵
Forward Collision-Avoidance Assist w/Junction Crossing, Lane Change Oncoming/Side & Evasive Steering Assist⁵
Smart Cruise Control — Machine Learning⁵
Surround View Monitor w/3D View⁵
Parking Collision Avoidance — Reverse⁵
Parking Distance Warning — Forward⁵

Active On-Demand AWD w/AWD Lock & Snow modes[†]
Tow Mode for optimum towing performance²
Self-leveling rear suspension
X-Line/X-Pro exclusive black headlight trim
X-Line/X-Pro exclusive front & rear bumpers
X-Line/X-Pro exclusive grille design
Dark metallic window trim & door garnish
Body-colored exterior door handles
X-Line/X-Pro exclusive raised gloss black roof rails
X-Line exclusive 20-in. black finish alloy wheels

5,500-lb. towing capacity²
X-Pro exclusive 18-in. black finish alloy wheels & all-terrain tires
110V inverter, passenger-side cargo area

Black grille w/satin chrome surround
Satin chrome window trim & lower door garnish
Satin chrome w/body-colored door handles
Low-profile satin chrome roof rails
Rain Sensing Wipers
20-in. black w/machined-finish alloy wheels
10-in. LCD Head-Up Display⁶
Premium Nappa leather seat trim
Heated & ventilated 2nd-row captain's chairs¹⁸
Full Display Mirror^{®23}
110V inverter, 2nd-row center console

Tow Mode for optimum towing performance²
Self-leveling rear suspension
X-Line/X-Pro exclusive black headlight trim
X-Line/X-Pro exclusive color front & rear bumpers
X-Line/X-Pro exclusive grille design
Dark metallic window trim & door garnish
X-Line/X-Pro exclusive raised gloss black roof rails
X-Line exclusive 20-in. black finish alloy wheels

5,500-lb. towing capacity²
X-Pro exclusive 18-in. black finish alloy wheels & all-terrain tires
110V inverter, passenger-side cargo area

Active On-Demand AWD w/AWD Lock & Snow modes[†]

Active On-Demand AWD w/AWD Lock & Snow modes[†]; heated steering wheel

Single, power tilt & sliding sunroof, LED interior cabin lighting, including cargo area

7-passenger seating w/one-touch Slide & Fold, reclining 2nd-row captain's chairs, satin chrome roof rails

Self-leveling rear suspension, tow hitch

2023 Sorento

2.5L Turbo

GDI Engine*
(EX, SX, SX Prestige)

281

Horsepower*
(EX, SX, SX Prestige)

311 lb.-ft.

of Torque*
(EX, SX, SX Prestige)

62.8 cu. ft.

of Cargo Space†



10 Standard

Driver-assistance Technologies⁵

Surround

View Monitor^{5*}
(SX Prestige)

10.25-inch

Touch Screen⁷

20-inch

Alloy Wheels*
(EX AWD, SX, SX Prestige)



Exterior colors

Aruba Green

Glacial White Pearl

Built for adventure and born for versatility, the Sorento SUV gas models have it all. With available features such as torque-vectoring all-wheel drive with Center Locking Differential and Snow Mode,[†] a turbocharged engine,* elevated ground clearance,* and a bridge-style roof rack.* Advanced driver-assistance technologies⁵ such as Blind-Spot Collision-Avoidance Assist,^{5*} standard seating for seven, or 2nd-row captain's chairs.* And generous cargo space for your gear.†

*Optional features available only on certain trims. See Features page for availability. Visit kia.com for color and trims options. Aftermarket all-terrain tires are recommended for off-road conditions. Aftermarket accessories sold separately. Professional driver on closed course. Use extreme caution when driving through water. Refer to the Owner's Manual for more safety information. Sorento X-Line SX Prestige AWD and SX Prestige AWD shown.

2024 Sorento HEV



Sorento Turbo-Hybrid redefines the hybrid status quo with an exceptional combination of quick acceleration, powerful performance, and the best combined mileage in its class³² — an EPA-estimated 37 MPG (HEV EX FWD)³³ — courtesy of an advanced, 227-hp turbocharged hybrid powertrain. It also gives you available torque-vectoring all-wheel drive** for all-weather capability, advanced driver-assistance technologies,⁵ and a spacious, versatile interior with three-row seating and Slide & Fold 2nd-row captain's chairs.

HEV EX AWD, shown in all images, rated at EPA-estimated 34 MPG combined^{33*} and with 602 miles of total driving range.^{34*}

Turbo-Hybrid
Powertrain

EPA-estimated 37 MPG
Combined^{33*}
(HEV EX FWD)

258 lb.-ft.
of Torque

655-mile
Total Driving Range^{34*}
(HEV EX FWD)



227
Horsepower

Panoramic
Sunroof*
(Available)

2nd-row
Captain's Chairs

10.25-inch
Touch Screen⁷



Exterior colors

Silky Silver

Snow White Pearl

2024 Sorento PHEV

261-hp
PHEV Powertrain

66.9 kW
Motor

32-mile
All-electric Range²⁶

79 MPGe
Combined³⁵



AWD
w/Snow
Mode[†]

Charge
from 10% to 80% w/DC
Fast Chargers in 24 Min.^{12*}

10.25-inch
Touch
Screen⁷

Surround
View
Monitor^{5*}



Exterior colors

Silky Silver

Snow White Pearl

The plug-in that plays hard, Sorento Turbo Plug-In Hybrid (PHEV) has a powerfully advanced, 261-hp turbocharged PHEV powertrain that lets you plug in and charge it up for an EPA-estimated 32 miles of all-electric range.²⁶ For longer adventures, you'll enjoy an estimated total range of 460 miles,³⁴ the confidence of standard torque-vectoring all-wheel drive,[†] and a sophisticated, high-tech, three-row cabin.

2024 Sportage



The Sportage is made to move you in new ways, with rugged capability to power your every endeavor. It has crossover SUV versatility and features like available all-wheel drive** featuring Drive Modes w/Snow Mode, and all-terrain tires* for added capability. Sportage features a driver-centric cockpit with panoramic instrument panel,* along with advanced technologies like an available 360-degree Surround View Monitor with 3D view^{5*} and Blind-Spot View Monitor.^{5*} Plus a sleek style that looks the part on any road you choose.

*Optional features available only on certain trims. See Features page for availability. Visit kia.com for color and trims options. No system, no matter how advanced, can compensate for all driver error and/or driving conditions. Always drive safely. **Maximum cargo with seats folded. All cargo should be evenly distributed, properly secured, and never piled higher than the seatback.

2.5L GDI

Engine

AWD

Drive Modes w/Snow Mode**
(Available)

8.3 Inches

of Ground Clearance*
(AWD Trims)

All-terrain

Tires*
(X-Pro)



Surround

View Monitor w/3D View^{5*}
(SX Prestige, X-Pro Prestige)

24.5-inch

Total Combined
Dual Panoramic Curved Display⁷

Smart

Power Tailgate^{16*}
(X-Line, SX, X-Pro, SX Prestige, X-Pro Prestige)

74.1 cu. ft.

of Cargo Space**



Exterior colors

Dawning Red		Wolf Gray
Ebony Black	Jungle Green	Glacial White Pearl w/Ebony Black
Everlasting Silver	Sapphire Blue	Jungle Green w/Ebony Black
	Snow White Pearl	Wolf Gray w/Ebony Black
Glacial White Pearl		

2024 Sportage HEV

1.6L Turbo-
Hybrid Powertrain

227
Horsepower

43 MPG
Combined^{33*}
(HEV LX FWD)

589-mile
Total Driving Range^{34*}
(HEV LX FWD)



24.5-inch
Total Combined Dual
Panoramic Curved Display^{7*}

Blind-Spot
View Monitor⁵
(SX Prestige)

Remote Smart
Parking Assist^{24*}
(SX Prestige)

Surround
View Monitor w/3D View^{5*}
(SX Prestige)



Exterior colors

Snow White Pearl

With impressive horsepower, available all-wheel drive^{*†} for all-weather capability, and hybrid technology for efficiency, the sleek Sportage Turbo-Hybrid is designed to go the distance — while offering high-tech features to power all your urban adventures, including eight standard, advanced driver-assistance technologies,⁵ a Dual Panoramic Curved display,^{7*} available heated and ventilated front seats,^{18*} and plenty of spacious versatility for passengers and cargo.

HEV EX AWD, shown in all images, rated at 38 MPG combined^{33*} and with 521 miles of total driving range.^{34*}

2024 Sportage PHEV

1.6L Turbo-
Hybrid Powertrain

261
System Horsepower

34-mile
All-electric Range²⁶

84 MPGe
Combined³⁵



AWD
Standard[†]

Appx. 2 Hours
to a Full Charge³⁶

24.5-inch
Total Combined Dual Panoramic Curved Display⁷

16 Standard
Driver-assistance Technologies⁵



Exterior colors

Snow White Pearl

The Sportage Turbo Plug-In Hybrid is made for wherever your day takes you. Its 1.6L Turbo engine is paired with a powerful electric motor and 13.8 kWh battery. Standard active all-wheel drive[†] means slick or rocky roads are open for exploration. And its city-smart, Turbo plug-in hybrid technology lets you charge up in approximately 2 hours at a Level 2 charger³⁶ for an EPA-estimated 34 miles of all-electric range²⁶ — so you can skip the gas station for quick trips around town.

*Requires special care and handling. Visit kia.com for color and trims options. Level 2, 240V charging time based on manufacturer estimates. Actual charging time will vary based on factors such as ambient temperature, battery state of charge, and battery condition. Sportage PHEV X-Line AWD shown.

Sportage

Features & Trims

2.5L 4-cylinder GDI & MPI Dual Injection engine
187 horsepower & 178 lb.-ft. of torque
8-speed Automatic Transmission
Drive Mode Select
17-in. alloy wheels
LED projector headlights w/High Beam Assist ³⁸
LED tail lights
LED Daytime Running Lights
12.2-in. LCD Digital Cluster Display w/integrated
4.2-in. TFT Supervision meter cluster display
Power windows w/driver's one-touch auto-down
Rear 60/40 Fold & Dive rear seats w/recline function
8-in. color touch screen ⁷
Wireless Apple CarPlay ^{®28} integration
Wireless Android Auto ^{™29} compatibility
Manual A/C w/rear vent
Cruise control
Electronic Parking Brake
Front USB charging (USB-C)
Remote keyless entry
Forward Collision-Avoidance Assist w/Pedestrian/Cyclist Detection ⁵
Lane Following Assist ⁵
Lane Keeping Assist ⁵
Driver Attention Warning ³⁷
Rear Occupant Alert ¹⁹
Parking Distance Warning — Reverse ⁵
Rear View Monitor w/Parking Guidance ⁵

AWD w/Drive Modes w/Snow Mode [†]
Compact spare tire
Heated outside mirrors
Heated front seats ¹⁸

18-in. machined-finish alloy wheels
Heated outside mirrors w/LED turn-signal indicators
Leather-wrapped steering wheel
SynTex seating surfaces
10-way power driver's seat w/2-way lumbar
12.3-in. touch screen ⁷ w/Kia Connect, ⁸ Navigation ⁷ & modem
Dual Zone — Full Automatic Temperature Control w/auto defog
Heated front seats ¹⁸
Smart Key w/Push Button & Remote Start ³⁹
Wireless smartphone charger ³⁰
Power windows w/front one-touch auto-up/down
Front seatback-mounted USB-C charging ports for rear-seat passengers
Blind-Spot Collision-Avoidance Assist ⁵
Rear Cross-Traffic Collision-Avoidance Assist ⁵
Safe Exit Warning ²⁰
Compact spare tire

AWD w/Drive Modes w/Snow Mode [†]
Flush-mounted roof rails

18-in. matte gray alloy wheels
Panoramic sunroof
Flush-mounted roof rails
Panoramic Curved display (12.3-in. Supervision meter cluster display & 12.3-in. touch screen ⁷ w/Kia Connect, ⁸ Navigation ⁷ & modem)
LED interior lighting
Harman Kardon ^{®31} premium audio system
2-position memory for driver's seat
Highway Driving Assist ¹⁴
Smart Cruise Control w/Stop & Go ⁵
Smart Power Tailgate ¹⁶
Forward Collision-Avoidance Assist w/Pedestrian/Cyclist Detection & Junction Turning ⁵

19-in. gloss black alloy wheels
LED fog lights
LED combination tail lights
8-way power front-passenger seat
Heated steering wheel
Ventilated front seats
Blind-Spot View Monitor ⁵
Surround View Monitor w/3D View ⁵
Parking Collision-Avoidance Assist — Reverse ⁵
Parking Distance Warning — Forward ⁵

AWD w/Drive Modes w/Snow Mode [†]

AWD w/Drive Modes w/Snow Mode [†]
19-in. gloss black alloy wheels
Unique X-Line exterior body cladding
Raised-style elevated roof rack

17-in. matte black alloy wheels w/BFGoodrich ^{®43} all-terrain tires
Forward Collision-Avoidance Assist w/Pedestrian/Cyclist Detection & Junction Turning ⁵
Smart Cruise Control w/Stop & Go ⁵
Highway Driving Assist ¹⁴
LED fog lights
Panoramic Curved display (12.3-in. Supervision meter cluster display & 12.3-in. touch screen ⁷ w/Kia Connect, ⁸ Navigation ⁷ & modem)
Harman Kardon ^{®31} premium audio system
2-position memory for driver's seat
Heated steering wheel
Heated windshield
Panoramic sunroof
LED interior lighting
Smart Power Tailgate ¹⁶

8-way power front-passenger seat
Ventilated front seats
Blind-Spot View Monitor ⁵
Surround View Monitor w/3D View ⁵
Parking Collision-Avoidance Assist — Reverse ⁵
Parking Distance Warning — Forward ⁵
LED combination tail lights

Dual illuminated vanity mirrors, LED interior lighting, panoramic sunroof, Smart Power Tailgate ¹⁶

Sportage

HEV/PHEV Features & Trims

1.6L SmartStream Turbo-Hybrid powertrain
227 combined system horsepower & 258 lb.-ft. of torque
6-speed Automatic Shift-by-Wire Transmission
17-in. aero wheels
LED projector headlights w/High Beam Assist ³⁸
LED tail lights
LED Daytime Running Lights
12.2-in. LCD Digital Cluster Display w/integrated 4.2-in. TFT Supervision meter cluster display
Power windows w/driver's one-touch auto-down
Rear 60/40 folding rear seats w/recline function
Steering wheel-mounted paddle shifters ⁷
8-in. color touch screen ⁷
Wireless Apple CarPlay ^{®28} integration
Wireless Android Auto ^{™29} compatibility
Dual Zone — Full Automatic Temperature Control w/auto defog & rear vents
Cruise control
Electronic Parking Brake
Front USB charging (USB-C)
Remote keyless entry
Forward Collision-Avoidance Assist w/Pedestrian/Cyclist Detection ⁵
Lane Following Assist ⁵
Lane Keeping Assist ⁵
Driver Attention Warning ³⁷
Rear Occupant Alert ¹⁹
Parking Distance Warning — Reverse ⁵
Rear View Monitor w/Parking Guidance ⁵

AWD w/Drive Modes w/Snow Mode [†]
Compact spare tire
Heated outside mirrors
Heated front seats ¹⁸

18-in. machined-finish alloy wheels
Heated outside mirrors w/LED turn-signal indicators
Flush-mounted roof rails
Leather-wrapped steering wheel
SynTex seating surfaces
10-way power driver's seat w/2-way lumbar
12.3-in. touch screen ⁷ w/Kia Connect, ⁸ Navigation ⁷ & modem
Power windows w/front one-touch auto-up/down
Front seatback-mounted USB-C charging ports for rear-seat passengers
Smart Key w/Push Button & Remote Start ³⁹
Wireless smartphone charger ³⁰
Blind-Spot Collision-Avoidance Assist ⁵
Rear Cross-Traffic Collision-Avoidance Assist ⁵
Safe Exit Warning ²⁰

1.6L SmartStream Turbo Plug-In Hybrid powertrain
261 horsepower & 258 lb.-ft. of torque
Unique X-Line exterior body cladding
19-in. gloss black alloy wheels
Panoramic sunroof
Smart Power Tailgate ¹⁶
Raised-style elevated roof rack

18-in. matte gray alloy wheels
LED fog lights
LED combination tail lights
Panoramic Curved display (12.3-in. Supervision meter cluster display & 12.3-in. touch screen ⁷ w/Kia Connect, ⁸ Navigation ⁷ & modem)
Harman Kardon ^{®31} premium audio system
Panoramic sunroof
LED interior lighting
Ventilated front seats
Heated steering wheel
8-way power front-passenger seat
2-position memory for driver's seat
Ambient interior lighting
Blind-Spot View Monitor ⁵
Surround View Monitor w/3D View ⁵
Forward Collision-Avoidance Assist w/Pedestrian/Cyclist Detection & Junction Turning ⁵
Highway Driving Assist ¹⁴
Parking Collision-Avoidance Assist — Reverse ⁵
Parking Distance Warning — Forward ⁵
Smart Cruise Control w/Stop & Go ⁵
Remote Smart Parking Assist ²⁴
Smart Power Tailgate ¹⁶

1.6L SmartStream Turbo Plug-In Hybrid powertrain
261 combined system horsepower & 258 lb.-ft. of torque
Unique X-Line exterior body cladding
19-in. gloss black alloy wheels
Raised-style elevated roof rack

Panoramic sunroof, Smart Power Tailgate ¹⁶ LED interior lighting, dual illuminated vanity mirrors

^[1] No system, no matter how advanced, can compensate for all driver error and/or driving conditions. Always drive safely. 5, 7, 8, 14, 16, 18-20, 24, 28-31, 37-39, 43 See inside back cover for endnotes.

2024 Seltos

1.6L Turbo

Engine*
(X-Line, SX)

195

Horsepower*
(X-Line, SX)

195 lb.-ft.

of Torque*
(X-Line, SX)

Torque-vectoring

AWD**
(Available)



Presenting a new breed of capable. The refreshed Seltos compact SUV delivers enhanced confidence with an available 195-hp turbocharged engine* and torque-vectoring all-wheel drive with Lock Mode.*† Advanced driver-assistance technologies⁵ such as standard Forward Collision-Avoidance Assist with Pedestrian and Cyclist Detection.⁵ A strikingly crafted interior that includes an acoustic windshield, available premium seating materials, and available features like a 20.5-inch total combined Dual Panoramic display^{7*} and heated/ventilated front seats,^{18*} for an elevated experience. Plus best-in-class AWD interior space^{44†} and an available Smart Power Tailgate^{16*} for easy access.



38.4 Inches

Best-in-Class Rear Legroom⁴⁴

Wireless

Charging^{30*}
(EX, SX)

20.5-inch

Total Combined Dual Panoramic Display^{7*}
(S, X-Line, EX, SX)

9 Standard

Driver-assistance Technologies⁵



Exterior colors

Dark Ocean Blue	Pluton Blue	Dark Ocean Blue w/Clear White
	Snow White Pearl	Dark Ocean Blue w/Fusion Black
		Pluton Blue w/Clear White
Valais Green		Pluton Blue w/Fusion Black
Clear White w/Fusion Black		Valais Green w/Fusion Black

Seltos

Features & Trims

- 2.0L 4-cylinder Atkinson-cycle engine
- 146 horsepower w/132 lb.-ft. of torque
- Intelligent Variable Transmission (IVT)
- Torque-vectoring AWD system†
- Hand parking brake
- Drive Mode Select
- Idle, Stop & Go
- 17-in. alloy wheels
- Temporary spare tire (steel wheel)
- Black-painted grille surround
- Rear privacy glass
- Body-color exterior door handles
- Projector headlights
- Auto-on/off headlights
- High Beam Assist³⁸
- Rear spoiler w/LED center high-mounted stop lamp
- Door garnish w/black cladding (matte finish)
- Black-painted beltlines
- Power exterior mirrors
- Cloth-trimmed seats
- Power windows w/driver's one-touch auto-down
- Inside door handles — metal paint
- Manual height-adjustable driver's seat
- Remote keyless entry (folding key & illumination)
- 4.2-in. LED TFT cluster display
- Rearview camera⁵
- Central door lock (driver & passenger)
- 3-spoke steering wheel (polyurethane)
- Soft PVC shift knob
- 60/40 split-folding rear seats w/multi-angle recline
- Interior lighting (front, center, luggage)
- Front tray: 1 power outlet w/2 USB ports
- 2 rear USB charge ports
- Day/night rearview mirror
- 8-in. touch screen⁷
- 6-speaker audio system
- Bluetooth^{®45} multi-connection (phone & audio streaming)
- Wireless Apple CarPlay^{®28} integration
- Wireless Android Auto^{™29} compatibility
- Cruise control
- Manual A/C w/rear vent
- Dual front advanced airbags⁴¹
- Front seat-mounted side airbags⁴¹
- Side-curtain airbags⁴¹
- Hill-start Assist Control†
- Downhill Brake Control†
- Rear Occupant Alert¹⁹
- Forward Collision-Avoidance Assist w/Pedestrian/Cyclist Detection⁵
- Lane Keeping Assist⁵
- Lane Departure Warning⁵
- Driver Attention Warning³⁷
- Lane Following Assist⁵

- Removes torque-vectoring AWD system†
- 20.5-in. Dual Panoramic display (10.25-in. supervision meter cluster display & 10.25-in. touch screen)⁷ w/Kia Connect[®] Navigation⁷ & modem
- 17-in. alloy wheels
- Black-painted grille w/LED positioning lamp
- Fog lights
- Heated exterior mirrors w/LED turn signals
- LED Daytime Running Lights
- LED rear combination lamp
- Roof rails
- Two-tone roof (optional)
- Chrome beltline
- Combination SynTex seating & fabric
- Leather-wrapped steering wheel & shift knob
- Blue stitching on dash & door panels
- Rear center armrest
- Rear headrests w/up/down function
- Apple CarPlay^{®28} integration
- Android Auto^{™29} compatibility
- Push Button Start w/Smart Key & Remote Start³⁹ from key fob
- LED interior lighting
- Automatic Temperature Control w/auto defogger
- Safe Exit Warning²⁰
- Blind-Spot Collision Warning⁵
- Rear Cross-Traffic Collision-Avoidance Assist⁵

- 1.6L turbocharged GDI engine
- 18-in. alloy wheels
- Gunmetal finish grille surround
- Sporty black roof rack
- Sporty gloss black door garnish

- 17-in. machined-finish alloy wheels
- SynTex seating material
- 10-way power driver's seat w/lumbar support
- Power windows w/driver's one-touch auto-up/down
- Illuminated sunvisors
- Seatback pocket
- Wireless charging pad³⁰
- Solar glass

- 1.6L turbocharged GDI engine
- 8-speed automatic transmission
- 18-in. alloy wheels
- LED fog lights
- LED projector headlights
- Sport-inspired flat-bottom steering wheel
- Auto-dimming rearview mirror
- Bose⁴² 8-speaker premium audio system
- Sound-connected mood lamp
- Cargo cover
- Electronic Parking Brake
- Smart Cruise Control w/Stop & Go⁵
- Forward Collision-Avoidance Assist w/Pedestrian/Cyclist Detection & Junction Turning⁵
- Highway Driving Assist¹⁴
- Intelligent Speed Limit Warning⁵
- Intelligent Speed Limit Assist⁵

Torque-vectoring AWD system† Lock Mode, heated front seats¹⁸

Torque-vectoring AWD system† Lock Mode, sunroof

Sunroof (not available w/2-tone paint option), Smart Power Tailgate,¹⁶ ventilated front seats, Digital Key capable⁹

2024 Soul

18-inch

Alloy Wheels*
(GT-Line)

8 Standard

Driver-assistance Technologies

62.1 cu. ft.

of Cargo Space†

Harman Kardon®³¹

Premium Audio System*
(Available, GT-Line)





10.25-inch

Touch Screen^{7*}
(S, EX, GT-Line)

Wireless

Charging^{30*}
(S, EX, GT-Line)

Speaker

Lights*
(Available, GT-Line)

Heated

Front Seats^{18*}
(EX, GT-Line)



Exterior colors

Clear White w/Fusion Black

Snow White Pearl

Surf Blue w/Fusion Black

Inferno Red

Steel Gray

Surf Blue

Soul

Features & Trims

2.0L 4-cylinder Atkinson-cycle engine
147 horsepower w/132 lb.-ft. of torque
Intelligent Variable Transmission (IVT)
Hand parking brake
4-wheel disc brakes
16-in. steel wheels w/covers
Privacy glass
Body-color exterior mirrors & door handles
Roof-rack ready (mounting points)
Power-adjustable exterior mirrors
Cloth-trimmed seats
Tilt & telescoping steering column
Power door locks w/two-turn entry system
Power windows w/driver's one-touch auto-down
6-way-adjustable driver's seat
60/40 split-folding rear seats w/fixed rear headrests
Wireless Apple CarPlay²⁸ integration
Wireless Android Auto^{TM29} compatibility
8-in. color touch screen⁷
Rear-Camera Display⁵
USB input
6 speakers
*Bluetooth*⁴⁵ wireless technology
Steering wheel-mounted audio controls
Auto-on/off headlights
Idle, Stop & Go
Drive Mode Select system
Cruise control w/steering wheel-mounted controls
Center console armrest & storage
Remote keyless entry
Illuminated ignition cylinder ring
Forward Collision-Avoidance Assist⁵
Lane Keeping Assist⁵
Driver Attention Warning³⁷
Lane Following Assist⁵
Lane Departure Warning⁵

16-in. alloy wheels
10-way power driver's seat including lumbar support
10.25-in. touch screen⁷ w/Kia Connect⁸ Navigation⁷ & modem
SiriusXM⁴⁰
Apple CarPlay²⁸ integration
Android Auto^{TM29} compatibility
Wireless smartphone charger³⁰
Push Button Start w/Smart Key
2 USB center console chargers
Dual Zone — Full Automatic Temperature Control
Blind-Spot Collision-Avoidance Assist⁵
Rear Cross-Traffic Collision-Avoidance Assist⁵
Lane Change Assist⁵

17-in. alloy wheels
Hot stamping type front grille
Heated exterior mirrors
Dual-level cargo board & cargo cover
Rear center armrest w/cupholders
One cargo area 12V power outlet
Leather-wrapped steering wheel & shift knob
Heated front seats¹⁸
Front-passenger seatback pocket
Sliding sunvisor w/illumination
Power sunroof w/sunshade

18-in. alloy wheels
Unique front & rear bumper fascias w/sporty appearance
Unique side sills
Hot stamping grille
Black high-gloss power-adjustable exterior mirrors
GT-Line badge on tailgate
Leather-wrapped D-shaped steering wheel & shift knob
Power sunroof w/sunshade

Blind-Spot Collision Warning⁵ Rear Cross-Traffic Collision-Avoidance Assist⁵
Lane Change Assist⁵ 16-in. alloy wheels

18-in. alloy wheels, SynTex & cloth-trimmed seats

10-way power driver's seat including lumbar support, heated front seats,¹⁸
Harman Kardon³¹ premium audio system w/center speaker, subwoofer,
external amplifier, speaker lights w/multiple ambience themes, LED
headlights, positioning lights, fog lights, tail lights, Electronic Parking Brake,
Navigation-based Smart Cruise Control,⁵ Forward Collision-Avoidance
Assist w/Pedestrian & Cyclist Detection,⁵ dual-level cargo board, Intelligent
Speed Limit Assist⁵

Surf Blue w/Fusion Black two-tone color combination, black & white interior
seating & trim (package removes sunroof)

2024 Niro Hybrid

53 MPG

Combined^{33*}
(LX, EX, SX)

588-mile

Total Driving Range^{34*}
(LX, EX, SX)

FWD

for Traction & Efficiency

18-inch

Alloy Wheels*
(EX Touring, SX Touring)



Digital

Key Capable^{9*}
(SX, SX Touring)

14 Standard

Driver-assistance Technologies⁵

10.25-inch

Touch-screen Display^{7*}
(EX, EX Touring, SX, SX Touring)

Ventilated

Front Seats*
(SX)



Exterior colors

Snow White Pearl

With best-in-class 53 MPG combined (HEV LX, EX, SX),^{46*} the longest driving range of any crossover in its class,^{46*} and an intuitive design, the Niro HEV is a powerfully efficient hybrid that's made to inspire from the inside out. Its spacious driver-focused interior features an available 10.25-inch touch-screen display^{7*} and premium tech for state-of-the-art connectivity. Cutting-edge "Green Zone" technology can automatically switch to all-electric mode when driving in detected hospital and school zones. And its advanced driver-assistance technologies include standard Blind-Spot⁵ and Collision-Avoidance⁵ features to give you greater confidence, wherever you roam.

HEV SX Touring, shown in all images, rated at 49 MPG combined^{33*} and with 544 miles of total driving range.^{34*}

2024 Niro PHEV

10.25-inch
Touch-screen Display⁷

1.6L
Engine

33-mile
All-electric Range²⁶

180
Horsepower



Heated Seats
Front & Rear^{18*}

19 Standard
Driver-assistance Technologies⁵

Smart Power
Tailgate^{16*}
(SX Touring)

Remote
Start^{39*}



Exterior colors

Snow White Pearl

The Niro Plug-In Hybrid (PHEV) combines the qualities of our hybrid and fully electric Niros to give you the best of both worlds. Its powerfully efficient plug-in hybrid electric powertrain delivers a total of 180 horsepower, a long driving range, and the ability to plug in, charge up, and go all-electric at the push of a button — so you can head out for the day and rest assured that should you exceed your all-electric range, PHEV will kick into hybrid mode automatically. And like all Niro models, PHEV's intuitive cockpit keeps you connected with standard advanced driver-assistance technologies such as Blind-Spot Collision Warning,⁵ along with available features such as a 10.25-inch touch-screen display.^{7*}

2024 Niro EV

201
Horsepower

0-60
in 7.1 Sec^{25*}

253-mile
All-electric Range²⁶

Add 100 Miles Range
in ~30 Minutes on Compatible 100 kW
DC Fast Chargers^{47*}



FWD
Enhances Traction[†]

55 cu. ft.
of Cargo Space^{**}

20.5-inch
Total Combined Dual Panoramic Display^{7*}

Smart Power
Tailgate¹⁶



Exterior colors

Snow White Pearl

Powerful performance. Intelligent, intuitive design. And one fun, fuel-free drive after another — the Niro EV is an all-electric marvel. Delivering 201 horsepower and 188 lb.-ft. of torque for fast acceleration. Front-wheel drive and a low center of gravity for enhanced traction and better cornering stability.[†] And cold-weather-conquering features like an available heat pump* and battery warmer* to help preserve range. On the inside, Niro EV is packed with thoughtful, high-tech features for seamless connectivity, such as an available Head-Up Display,^{6*} available Highway Driving Assist 2,^{14*} and even an Onboard Power Generator¹⁷ that functions as a portable power source.

*Optional features available only on certain trims. See Features page for availability. Visit kia.com for color and trims options. No system, no matter how advanced, can compensate for all driver error and/or driving conditions. Always drive safely. [†]Charge time is based on 77 degrees Fahrenheit battery temperature, and under 10% battery state of charge. Charger shown not included.

