

2011 LEXUS



the 2011 GS



*For more than 20 years, our pursuit of perfection has led to craftsmanship, innovation and ownership experiences that are second to none in the industry. Now, with the 2011 GS, we offer one more way to stay in the lead.*

GS shown with available equipment.

# leave compromise in the rearview.

While the engines and mechanics found within the four GS models vary, their DNA is the same: an abundance of power, innovation and amenities. Without a hint of sacrifice. From the exhilarating GS460 to the agile GS350 and its all-wheel drive counterpart. To the antithesis of compromise itself: the GS450h. As efficient as some four-cylinder vehicles,<sup>1</sup> this hybrid is faster than many conventionally powered high-performance luxury sedans.<sup>2</sup>

## THE 2011 GS LINE

### GS350 AWD

*3.5-liter V6, six-speed sequential-shift automatic, dual Variable Valve Timing with intelligence (VVT-i), full-time all-wheel drive (AWD), 0 to 60 in 5.8 seconds<sup>3,4</sup>*

### GS350

*3.5-liter V6, six-speed sequential-shift automatic, dual Variable Valve Timing with intelligence (VVT-i), 0 to 60 in 5.7 seconds<sup>3,4</sup>*

### GS460

*4.6-liter V8, eight-speed sequential-shift automatic, dual Variable Valve Timing with intelligence and Electronic intake valve timing (VVT-iE), 0 to 60 in 5.4 seconds<sup>3,4</sup>*

### GS450h

*3.5-liter V6 + high-output electric-drive motor, dual Variable Valve Timing with intelligence (VVT-i), certified Super Ultra-Low Emission Vehicle (SULEV II), 0 to 60 in 5.2 seconds<sup>3,4</sup>*



One of the more remarkable performance features in the GS is its dual Variable Valve Timing with intelligence system. By continually adjusting the intake and exhaust valve timing, it delivers greater torque on demand, fewer emissions and enhanced fuel economy. And, for even more responsive acceleration, the GS 460 also features the world's first eight-speed automatic transmission in a luxury sport sedan. The result of these ingenious systems: the 342-horsepower<sup>3</sup> GS 460 goes from 0 to 60 in just 5.4 seconds.<sup>3,4</sup> And the 303-horsepower<sup>3</sup> GS 350 in an impressive 5.7.<sup>3,4</sup> Good news for drivers. Bad news for spectators.

a sight to behold,  
provided you  
don't blink.





The GS is available with up to nine different race-inspired components, each designed to enhance your vehicle's performance and/or appearance.



**SHOCK ABSORBER SET**  
GS 350 (RWD)

Bilstein®'s unique monotube high-pressure nitrogen-gas shocks offer consistent dampening action during intense driving, helping to provide reduced body sway, increased suspension control, firmer ride quality and enhanced handling.



**FRONT- AND REAR-BRAKE UPGRADES\***  
GS350

These upgraded brakes help improve fade resistance during repeated, demanding use. They also offer a firmer pedal feel and help improve stopping distance when used with other F Sport Equipment.<sup>5</sup>



**LOWERING SPRING SET**  
GS 350 (RWD)

Designed to lower the vehicle's center of gravity and help enhance handling without bottoming out or creating a harsh ride, these springs also give the GS a more aggressive stance.



**SWAY BAR KIT**  
GS350

Without compromising the balance of the GS, these larger-diameter sway bars reduce body sway and improve agility and responsiveness when cornering.



No offense to Newton. But with a host of innovative handling systems, adhering to roads is second nature to the GS. An available Active Power Stabilizer Suspension System on the GS 460 and GS 450h can automatically sense and help counteract body sway for improved cornering. And for those who wish to take performance to the next level, the GS can be equipped with a wide range of track-tested, direct-replacement F Sport™ Equipment.\* For a complete list and more information, visit [lexus.com/performance](http://lexus.com/performance).

centrifugal force  
has met its match.

\*Please see dealer for F Sport Equipment availability. F Sport by Lexus USA.

GS shown with available equipment.



ice?  
snow?  
gravel?

check. check. check.

In conditions where traction can be at its worst, we designed the all-wheel drive GS 350 to be at its best. By providing each wheel a certain amount of power, depending on vehicle speed and current driving conditions, the system can provide greater capability than two-wheel drive performance sedans. And, for even greater assurance, every GS comes with the Vehicle Dynamics Integrated Management (VDIM)<sup>7</sup> system. By frequently monitoring and reacting to everything from throttle position to steering angle, the system is designed to help correct for a loss of traction before it actually occurs. Peace of mind? Check.

**AWD**

GS 350 AWD shown with available equipment.

you expect many things  
from a hybrid. 0 to 60  
in 5.2 isn't one of them.

Of all the benefits of the hybrid system on the GS 450h, the most remarkable is likely the one you've heard the least about: seamless, nearly instantaneous acceleration.

The instant you press the accelerator, the high-power electric motor propels you forward. As you gain speed, the combustion engine seamlessly engages, propelling you even faster. So much so that its 0-to-60 time of 5.2<sup>3,4</sup> seconds is not only faster than its GS counterparts; it's faster than every Lexus other than the IS F and LFA. To learn more, please visit [lexus.com/GS/hybrid](http://lexus.com/GS/hybrid).



so advanced,  
it reacts to sunlight,  
curves and  
sushi cravings.



#### LIGHT-SENSITIVE INSTRUMENTATION

For improved visibility, the instrument panel was designed with an innovative system that uses a sensor located in the rear window to detect the amount of light shining into the cabin. When the system detects a potential for glare, it automatically adjusts the transparency level of the instrument faces accordingly.



#### ADAPTIVE FRONT HEADLAMPS

To help illuminate more of the road when driving on curves at night, the available Adaptive Front Lighting System (AFS)<sup>®</sup> can pivot the left headlamp up to 15 degrees and the right headlamp up to five degrees.



#### LEXUS ENFORM<sup>®9,10</sup> WITH SAFETY CONNECT<sup>TM9,11</sup>

Featuring everything from live, en-route assistance finding top restaurants based on cuisine to getting help should something go wrong on the road, this available GPS-enabled service offers the pinnacle of convenience and care. For more information, please visit [lexus.com/GS/enform](http://lexus.com/GS/enform).



# remarkable control, even on the inside.

With a performance car, much is made of handling. How it handles winding roads, straightaways and the like. But what about on the inside? Does it offer the same level of control? The GS, for instance, offers drivers and front passengers 10 separate ways to adjust their seating. Even more if you consider the customizable heating and, in the GS 460 and GS 450h, ventilation controls. Through *Bluetooth*<sup>®</sup> technology,<sup>12</sup> the GS can also connect to compatible cell phones for hands-free calling. And, with the available voice-activated HDD Navigation System,<sup>13</sup> you can transfer your contact list and find many business destinations by phone number alone. Finally, for the ultimate in convenience, available Lexus Enform<sup>9,10</sup> even enables you to send destinations to your GS from your home computer.

countless reasons to own a GS. including 26,000 we can specifically vouch for.



As exquisite as the final product is, the process of becoming a GS is far from indulgent. In the factory where the GS is built, there are 26,000 separate tasks<sup>14</sup> that can be certified as done correctly. Everything from paint inspection—a task first completed by a team of 200 craftsmen and then by a computer that takes and analyzes thousands of images—to the correct placement of a grommet. (There's a 14-minute film on that two-second task.) Because before it can ever earn the right to be called your Lexus, it must earn the right to be called a Lexus, period.



#### MARK LEVINSON<sup>®15</sup>

The engine isn't the only thing that's precision-tuned. This available premium surround sound system was designed specifically to the acoustics of the GS interior. With 14 speakers, a 7.1-channel architecture and 330 watts of maximum power at less than 0.1% THD, 20-20,000 Hz,<sup>16</sup> it delivers an unparalleled listening experience.



#### HAND-SELECTED WOOD

For optimal consistency of color and grain throughout the cabin, every piece of golden bird's-eye maple, red walnut or dark gray bird's-eye maple is hand-selected. To help our craftsmen's eyes become more attuned to slight variations in color, they routinely practice arranging 15 small colored vials in descending order of hue.




#### EXQUISITE LEATHER

To ensure the perforated or semi-aniline leather trim in your GS is of the highest quality, nearly a dozen tests are administered beforehand. For example, to test for fading, it's subjected to a simulation of a decade's worth of ultraviolet rays in four weeks. And, for durability, it's frozen to 40 below and prodded to test for cracking.

## exterior colors



DEEP SEA MICA\*




STARFIRE PEARL




SMOKY GRANITE MICA\*



OBSIDIAN



SATIN CASHMERE METALLIC\*



MATADOR RED MICA




BLACK OPAL MICA†



MERCURY METALLIC

## interior colors



PARCHMENT LEATHER




LIGHT GRAY LEATHER




BLACK LEATHER


## interior trim



GOLDEN BIRD'S-EYE MAPLE



RED WALNUT



DARK GRAY BIRD'S-EYE MAPLE

## color availability

	Deep Sea Mica*	Starfire Pearl	Smoky Granite Mica*	Obsidian	Satin Cashmere Metallic*	Matador Red Mica	Black Opal Mica†	Mercury Metallic	Golden Bird's-Eye Maple	Red Walnut	Dark Gray Bird's-Eye Maple
Parchment Leather	•	•		•	•	•	•		•		
Light Gray Leather	•	•	•				•	•			•
Black Leather	•	•	•	•		•	•	•		•	

\*GS 350, GS 460 only. †GS 450h only.

## option packages\*

### NAVIGATION SYSTEM/MARK LEVINSON PREMIUM SURROUND SOUND AUDIO SYSTEM PACKAGE (GS460, GS350)

HDD Navigation System<sup>13</sup> including voice command, color LCD display with integrated backup camera,<sup>17</sup> enhanced *Bluetooth* technology,<sup>12</sup> XM NavTraffic,<sup>8,13,18</sup> XM NavWeather,<sup>TM13,18</sup> and XM<sup>®</sup> Sports and Stocks.<sup>13,18</sup> Subscription required. 90-day trial subscription included

Mark Levinson 14-speaker 330-watt @ less than 0.1% THD, 20-20,000 Hz<sup>16</sup> Premium Surround Sound Audio System<sup>15</sup> with 7.1 architecture and in-dash, single-feed, six-disc DVD/CD auto-changer featuring DVD-audio and DVD-video playback

Lexus Enform<sup>9,10</sup> with Safety Connect<sup>9,11</sup> features Destination Assist, eDestination, Automatic Collision Notification, Stolen Vehicle Location, Emergency Assistance Button (SOS) and Enhanced Roadside Assistance<sup>19</sup> services. Subscription required. One-year trial subscription included

### NAVIGATION SYSTEM

HDD Navigation System<sup>13</sup> including voice command, color LCD display with integrated backup camera,<sup>17</sup> enhanced *Bluetooth* technology,<sup>12</sup> XM NavTraffic,<sup>8,13,18</sup> XM NavWeather,<sup>13,18</sup> and XM Sports and Stocks<sup>13,18</sup> Subscription required. 90-day trial subscription included. (GS450h backup camera standard)

Lexus Enform<sup>9,10</sup> with Safety Connect<sup>9,11</sup> features Destination Assist, eDestination, Automatic Collision Notification, Stolen Vehicle Location, Emergency Assistance Button (SOS) and Enhanced Roadside Assistance<sup>19</sup> services. Subscription required. One-year trial subscription included

## options and accessories\*

Mark Levinson 14-speaker 330-watt @ less than 0.1% THD, 20-20,000 Hz<sup>16</sup> Premium Surround Sound Audio System<sup>15</sup> with 7.1 architecture and in-dash, single-feed, six-disc DVD/CD auto-changer featuring DVD-audio and DVD-video playback (GS 450h)

Intuitive Parking Assist (GS 350, GS 460)

Pre-Collision System (PCS)<sup>20</sup> and Dynamic Radar Cruise Control<sup>21</sup>

Ventilated front seats (GS 350)

Wood- and leather-trimmed steering wheel and shift knob (GS 350)

Power rear sunshade (GS 350, GS 460)

Rain-sensing intermittent windshield wipers with mist cycle, headlamp washers and Adaptive Front Lighting System (AFS)<sup>8</sup> (GS 350)

Active Power Stabilizer Suspension System (GS 460, GS 450h)

Adaptive Variable Suspension (AVS) (GS 350)

Headlamp washers (GS 460)

Rear spoiler

Car cover

Cargo net - envelope

Carpet cargo mat

First aid kit

Illuminated door sills (GS 350, GS 460)

Lexus Hybrid Drive window sticker (GS 450h)

Paint protection film<sup>22</sup>

Rear bumper appliqué

Wheel locks



Power Rear Sunshade

For details on accessories available through your Lexus dealer, please visit [lexus.com/accessories](http://lexus.com/accessories).

## wheels



17-in seven-spoke alloy wheels<sup>23</sup> STANDARD (GS 350)



18-in five-spoke alloy wheels<sup>23</sup> STANDARD (GS 460), AVAILABLE (GS 350)



18-in split-five-spoke alloy wheels<sup>23</sup> STANDARD (GS 450h)



18-in G-Spider alloy wheels<sup>23</sup> AVAILABLE



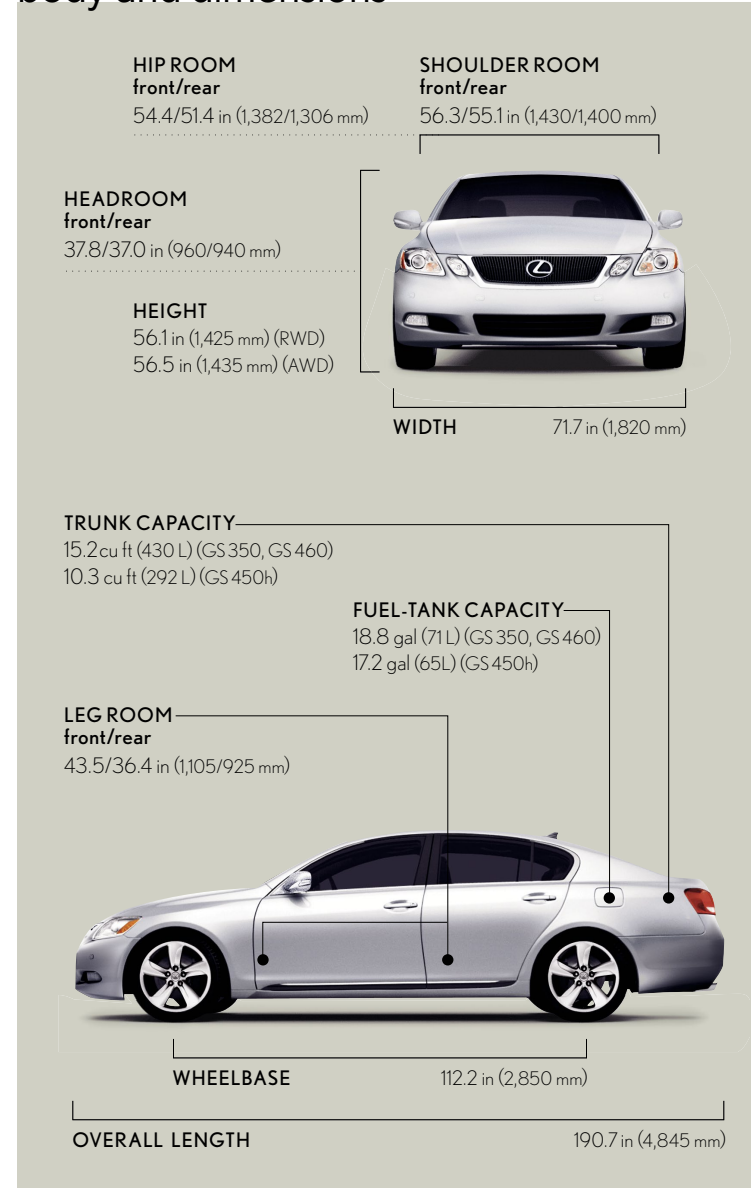
19-in F Sport forged alloy 10-spoke wheels<sup>5,23</sup> AVAILABLE



19-in F Sport forged alloy full-face wheels<sup>5,23</sup> AVAILABLE

\*Please see inside back cover for more information regarding options/packages.

## body and dimensions



## general

<b>TYPE</b>	Five-passenger luxury sport sedan
<b>CONSTRUCTION</b>	Welded-steel unibody
<b>CURB WEIGHT</b>	3,704 lb (1,680 kg) (GS 350 RWD) 3,869 lb (1,755 kg) (GS 350 AWD) 3,836 lb (1,740 kg) (GS 460) 4,134 lb (1,875 kg) (GS 450h)

## drivetrain

<b>DRIVE WHEELS</b>	Rear, with standard Vehicle Dynamics Integrated Management (VDIM) <sup>7</sup> (GS 460, GS 350 RWD, GS 450h)  Full-time all-wheel drive, with standard Vehicle Dynamics Integrated Management (VDIM) <sup>7</sup> (GS 350 AWD)
<b>TRANSMISSION</b>	Eight-speed sequential-shift automatic Electronically Controlled Transmission with intelligence (ECT-i) (GS 460)  Six-speed sequential-shift automatic Electronically Controlled Transmission with intelligence (ECT-i) (GS 350)  Electronically controlled Continuously Variable Transmission (ECVT) with two-speed reduction and Snow mode (GS 450h)
<b>FINAL DRIVE RATIO</b>	3.727:1 (GS 350) 2.937:1 (GS 460) 3.769:1 (GS 450h)

## chassis

<b>SUSPENSION</b>	Front: Independent, double-wishbone with coil springs, gas-pressurized shock absorbers and stabilizer bar  Rear: Independent, multi-link with coil springs, gas-pressurized shock absorbers and stabilizer bar  Adaptive Variable Suspension (AVS) with electronically modulated damping (standard GS 460 and GS 450h, available GS 350)  Active Power Stabilizer Suspension System (available GS 460, GS 450h)
<b>STEERING</b>	Electronic Power Steering (EPS) system, 3.2 turns lock-to-lock (GS 350 RWD), 3.1 turns lock-to-lock (GS 350 AWD)  Variable Gear-Ratio Steering (VGRS), 2.7-3.2 turns lock-to-lock (GS 460, GS 450h)
<b>BRAKES</b>	Four-wheel power-assisted discs, with four-sensor, four-channel Anti-lock Braking System (ABS), Electronic Brakeforce Distribution (EBD) and Brake Assist <sup>24</sup>  Electronic Controlled Braking (ECB) (GS 460, GS 450h) 13.1-in front, 12.2-in rear ventilated discs
<b>WHEELS AND TIRES</b>	17 x 7.5-in seven-spoke alloy wheels with 225/50VR17 tires (GS 350) <sup>23</sup>  18 x 8.0-in five-spoke alloy wheels with 245/40ZR18 tires (GS 460) <sup>23</sup>  18 x 8.0-in split-five-spoke alloy wheels with 245/40ZR18 tires (GS 450h) <sup>23</sup>  17 x 7.5-in seven-spoke alloy wheels with 225/50VR17 all-season tires (GS 350 AWD) <sup>23</sup>  Optional wheels and tires: 18 x 8.0-in five-spoke alloy wheels with 245/40ZR18 tires (GS 350 RWD) <sup>23</sup>

## engine

	<b>GS 350</b>
<b>TYPE</b>	60° V6, aluminum block and heads
<b>DISPLACEMENT</b>	3.5 liters (210 cubic inches)
<b>VALVETRAIN</b>	Four cam, four valves per cylinder, with dual Variable Valve Timing with intelligence (VVT-i)
<b>COMPRESSION RATIO</b>	11.8:1
<b>HORSEPOWER AT RPM</b>	303 hp @ 6,200 <sup>3</sup>
<b>TORQUE AT RPM</b>	274 lb-ft @ 3,600 <sup>3</sup>
<b>EMISSION RATING</b>	Certified Ultra-Low Emission Vehicle (ULEV II)
	<b>GS 460</b>
<b>TYPE</b>	90° V8, aluminum block and heads
<b>DISPLACEMENT</b>	4.6 liters (281 cubic inches)
<b>VALVETRAIN</b>	Four cam, four valves per cylinder, with dual Variable Valve Timing with intelligence and Electronic intake valve timing (VVT-iE)
<b>COMPRESSION RATIO</b>	11.8:1
<b>HORSEPOWER AT RPM</b>	342 hp @ 6,200 <sup>3</sup>
<b>TORQUE AT RPM</b>	339 lb-ft @ 3,600 <sup>3</sup>
<b>EMISSION RATING</b>	Certified Ultra-Low Emission Vehicle (ULEV II)
	<b>GS 450h</b>
<b>TYPE</b>	60° V6, aluminum block and heads
<b>DISPLACEMENT</b>	3.5 liters (210 cubic inches)
<b>VALVETRAIN</b>	Four cam, four valves per cylinder, with dual Variable Valve Timing with intelligence (VVT-i)
<b>COMPRESSION RATIO</b>	11.8:1
<b>ELECTRIC-DRIVE MOTOR</b>	High-output, permanent-magnet, electric-drive motor
<b>TOTAL SYSTEM HORSEPOWER</b>	340 hp <sup>3</sup>
<b>EMISSION RATING</b>	Certified Super Ultra-Low Emission Vehicle (SULEV II)

## performance

	<b>GS 350</b>
<b>0-60 MPH ACCELERATION</b>	5.7 seconds (RWD) <sup>3,4</sup> 5.8 seconds (AWD) <sup>3,4</sup>
<b>1/4-MILE ACCELERATION</b>	14.3 seconds (RWD) <sup>3,4</sup> 14.4 seconds (AWD) <sup>3,4</sup>
<b>TOP TRACK SPEED</b> (electronically limited)	140 mph (RWD) <sup>3,4</sup> 130 mph (AWD) <sup>3,4</sup>
<b>EPA FUEL ECONOMY ESTIMATES</b> (city/highway/combined)	19/26/22 mpg (RWD) <sup>25</sup> 18/25/20 mpg (AWD) <sup>25</sup>
<b>AERODYNAMIC DRAG COEFFICIENT</b>	0.27
<b>TURNING CIRCLE</b>	36.4 ft (RWD) 37.4 ft (AWD)
	<b>GS 460</b>
<b>0-60 MPH ACCELERATION</b>	5.4 seconds <sup>3,4</sup>
<b>1/4-MILE ACCELERATION</b>	13.9 seconds <sup>3,4</sup>
<b>TOP TRACK SPEED</b> (electronically limited)	149 mph <sup>3,4</sup>
<b>EPA FUEL ECONOMY ESTIMATES</b> (city/highway/combined)	17/24/20 mpg <sup>25</sup>
<b>AERODYNAMIC DRAG COEFFICIENT</b>	0.27
<b>TURNING CIRCLE</b>	36.4 ft
	<b>GS 450h</b>
<b>0-60 MPH ACCELERATION</b>	5.2 seconds <sup>3,4</sup>
<b>TOP TRACK SPEED</b> (electronically limited)	131 mph <sup>3,4</sup>
<b>EPA FUEL ECONOMY ESTIMATES</b> (city/highway/combined)	22/25/23 mpg <sup>25</sup>
<b>AERODYNAMIC DRAG COEFFICIENT</b>	0.27
<b>TURNING CIRCLE</b>	36.4 ft

## standard luxury features

### LUXURY AND CONVENIENCE

SmartAccess<sup>26,27</sup> with push-button Start/Stop

Dual-zone automatic climate control with interior air filter, smog sensor and automatic recirculation mode

Power tilt-and-telescopic steering column with automatic tilt-away

Lexus Memory System to control power driver's seat (except lumbar), outside mirrors and steering wheel

Power tilt-and-slide moonroof with one-touch open/close and sliding sunshade

Power windows with one-touch auto open/close feature

Remote-linked power window and moonroof opening

Retained accessory power for windows and available moonroof

Electrochromic (auto-dimming) inside rearview mirror with compass and outside mirrors (mirror compass not available on vehicles equipped with Navigation System<sup>13</sup>)

Power door locks

Cruise control

Power trunk closer

HomeLink<sup>®</sup> universal transceiver to operate compatible garage, gate, home lighting and home security systems

Intuitive Parking Assist (GS 450h)

Lexus Personalized Settings (LPS)<sup>28</sup> to customize select electronic functions

### SEATING AND TRIM

Golden bird's-eye maple, dark gray bird's-eye maple or red walnut interior trim

Semi-aniline perforated leather-trimmed interior (GS 460, GS 450h)

Perforated leather-trimmed interior (GS 350)

Leather-trimmed steering wheel and shift knob (GS 350)

Wood- and leather-trimmed steering wheel and shift knob (GS 460, GS 450h)

10-way driver's and front passenger's (including lumbar) power seats

Heated front seats (GS 350)

Heated and ventilated front seats (GS 460, GS 450h)

Height-adjustable headrests for all seats

### COMMUNICATION, AUDIO AND NAVIGATION

Lexus 10-speaker Premium Surround Sound System, Automatic Sound Levelizer (ASL) and in-dash, single-feed, six-disc CD auto-changer

XM<sup>®</sup> Radio<sup>13,18</sup> Subscription required. 90-day trial subscription included

USB audio input for iPod<sup>®29</sup>/compatible music player integration with audio system

*Bluetooth* technology<sup>12</sup>

*Bluetooth* audio<sup>30</sup> profile for wireless integration of compatible music players with in-vehicle audio system

In-glass antenna with FM-diversity system

Backup camera<sup>17</sup> (GS 450h)

### INSTRUMENTATION AND CONTROLS

Steering-wheel-mounted audio and display controls

Liquid-crystal multi-information console display

Electronic Chromatic Device (ECD) instrumentation

## standard safety and security features

### ACTIVE SAFETY

Four-wheel ventilated power-assisted disc brakes

Electronic Controlled Braking (ECB) (GS 460, GS 450h)

Four-sensor, four-channel Anti-lock Braking System (ABS)

Vehicle Dynamics Integrated Management (VDIM)<sup>7</sup> with cutoff switch

Vehicle Stability Control (VSC)<sup>7</sup>

Traction Control (TRAC)

Brake Assist<sup>24</sup>

Electronic Brakeforce Distribution (EBD)

Direct Tire Pressure Monitor System<sup>31</sup>

Adaptive Front Lighting System (AFS)<sup>8</sup> (GS 460, GS 450h)

High-Intensity Discharge (HID) headlamps with dynamic auto leveling

Headlamp washers (GS 450h)

Integrated foglamps

LED taillamps

Water-repellent front-door glass

Rain-sensing intermittent windshield wipers with mist cycle (GS 460, GS 450h)

Variable intermittent windshield wipers with mist cycle (GS 350)

Power-adjustable, auto-folding outside mirrors with defoggers, puddle lamps, integrated turn indicators and auto tilt-down in reverse

### PASSIVE SAFETY

Driver's and front passenger's dual-stage airbag system (SRS)<sup>32</sup>

Front seat-mounted side airbags (SRS)<sup>32</sup>

Front and rear side curtain airbags (SRS)<sup>32</sup>

Driver's and front passenger's knee airbags (SRS)<sup>32</sup>

Rear-seat side airbags (SRS)<sup>32</sup>

Active front headrests<sup>33</sup>

Three-point seatbelts for all seating positions, pre-tensioners with force limiters for front and outboard rear seats

Automatic Locking Retractor/Emergency Locking Retractor (ALR/ELR) seatbelts for front and outboard mounted rear passenger seating positions. Emergency Locking Retractor (ELR) only for driver's seat and center rear passenger seating position

Height-adjustable front shoulder belt anchors

Child Restraint Seat (CRS) tether anchor brackets for rear outboard seating positions

Rigid body structure with front and rear crumple zones

Side-impact door beams

Reinforcements in pillars and door sills

Impact-dissipating upper interior trim

### SECURITY

Safety Connect<sup>31</sup> offers Automatic Collision Notification, Stolen Vehicle Location, Emergency Assistance Button (SOS) and Enhanced Roadside Assistance<sup>19</sup> services.

Subscription required. One-year trial subscription included

Vehicle theft-deterrent and engine immobilizer,<sup>27</sup> with in-key transponder

Emergency interior trunk release

Tool kit

First aid kit

## the pursuit continues.

One more way we pursue perfection is by working to reduce our environmental impact. The paper used for the pages of this brochure, referred to in the printing industry as “Lexus Pursuit 30,” is composed of 30% post-consumer waste.<sup>34</sup> It's also manufactured with 100% certified renewable energy sources and has garnered just about every environmentally responsible acronym you can imagine. Including FSC, SFI and PEFC certifications and ECF and pH-neutral designations.

## warranty

Four-year/50,000-mile Lexus Limited Warranty. Six-year/70,000-mile Powertrain Warranty. Six-year/unlimited-mileage Corrosion Perforation Warranty. All warranties with zero deductible. See the *GS* and *GS**h* *Warranty and Services Guides* at your Lexus dealer for details.

**1.** Based on EPA combined mileage rating. Actual mileage will vary. **2.** Based on Mid-Luxury segment, V8 sedans. 0-to-60 times for MY '09/MY '10 data available at time of printing. **3.** Ratings achieved using the required premium unleaded gasoline with an octane rating of 91 or higher. If premium fuel is not used, performance will decrease. **4.** Performance figures are for comparison only and were obtained with prototype vehicles by professional drivers using special safety equipment and procedures. Do not attempt. **5.** F Sport Performance Equipment are aftermarket parts and are not Genuine Lexus Parts and, therefore, may not be used in any application that requires the use of Genuine Lexus Parts. **F Sport Performance Equipment installed by dealer** is warranted for 12 months from the date of installation or for the balance of the new-car or Certified Pre-Owned (CPO) warranty in force at the date of installation, whichever is greater, when installed by an authorized Lexus dealer. **F Sport Performance Equipment installed by anyone other than an authorized Lexus dealer** is warranted for 12 months from the date of purchase only, and the warranty coverage is limited to the replacement value of the F Sport Equipment. These warranties do not cover maintenance services such as replacement of brake pads/linings and clutch linings. These warranties do not cover maintenance fees such as noise, vibration, cosmetic conditions and other deterioration caused by normal wear and tear. Part failure caused by improper installation by anyone other than an authorized Lexus dealer may void the F Sport Equipment warranty, the new-vehicle warranty or both. F Sport is a trademark of Toyota Motor Corporation. Products available through participating Lexus dealers. **6.** With either the Front- or Rear-Brake Upgrade, the compact spare tire cannot be used. In the event of a flat, the tire must be repaired or replaced. **7.** Vehicle Stability Control (VSC) and Vehicle Dynamics Integrated Management (VDIM) are electronic systems designed to help the driver maintain vehicle control under adverse conditions. They are not substitutes for safe driving practices. Factors including speed, road conditions and driver steering input can all affect whether VSC and VDIM will be effective in preventing a loss of control. Please see your *Owner's Manual* for further details. **8.** The Adaptive Front Lighting System can help improve vision at night. However, conditions such as dirty windshield, rapidly changing light conditions or hilly terrain will limit effectiveness so that the driver may need to manually change the high beams from on to off. Please see your *Owner's Manual* for details. **9.** Lexus Enform and Safety Connect are available. Contact with the Lexus Enform and/or Safety Connect response center is dependent upon the telematics device being in operative condition, cellular connection availability, navigation map data and GPS satellite signal reception, which can limit the ability to reach the response center or receive emergency support. Enrollment and Telematics Subscription Service Agreement required. One-year trial subscription available only with new vehicle purchase of Lexus Enform- and Safety Connect-equipped vehicles. Additional subscription terms available; charges vary by subscription term selected. **10.** Lexus Enform premium services Destination Assist and eDestination will function in the contiguous United States. These services may also function in Hawaii and limited areas of Alaska for vehicles that contain map data for those states. They will not function in Canada or in other countries outside the United States. **11.** The Safety Connect services Automatic Collision Notification, Emergency Assistance and Stolen Vehicle Location will function in the United States, including Hawaii and Alaska, and in Canada; Enhanced Roadside Assistance will function in the United States (except for Hawaii) and in Canada. No Safety Connect services will function outside of the United States in countries other than Canada. **12.** The *Bluetooth* technology phones listed on [lexus.com](http://lexus.com) have been tested for compatibility with Lexus vehicles. Performance will vary based on phone software version, coverage and your wireless carrier. Phones are warranted by their manufacturer, not Lexus. **13.** Availability and accuracy of the information provided by the Navigation System or any XM services mentioned (if installed) are dependent upon many factors. Use common sense when relying on information provided. Services not available in every city or roadway. Periodic Navigation updates available at additional cost. Please see your *Navigation System Owner's Manual* or contact XM for details. **14.** Specific processes can change over time and vary between factories. **15.** Mark Levinson is a registered trademark of Harman International Industries, Inc. **16.** Continuous average power, all channels driven, at less than 0.1% THD; 20–20,000 Hz. **17.** The backup camera does not provide a comprehensive view of the rear area of the vehicle. You should also look around outside your vehicle and use your mirrors to confirm rearward clearance. Cold weather will limit effectiveness and view may become cloudy. **18.** XM services require a subscription after trial period. Subscriptions governed by XM Customer Agreement available at [xmradio.com](http://xmradio.com). **If you decide to continue your XM service at the end of your complimentary trial, the plan you choose will automatically renew and bill at then-current rates unless you call 1-800-967-2346 to cancel.** Fees and programming subject to change. Available only to those at least 18 years of age in the 48 contiguous United States and D.C. **19.** Coverage only available in the continental U.S. and Canada. Please see your Lexus dealer for details. **20.** The Pre-Collision System is designed to help reduce the crash speed and damage in certain frontal collisions only. It is not a collision-avoidance system and is not a substitute for safe and attentive driving. System effectiveness depends on many factors, such as speed, driver input and road conditions. Please see your *Owner's Manual* for further information. **21.** Dynamic Radar Cruise Control is designed to assist the driver and is not a substitute for safe and attentive driving practices. Please see your *Owner's Manual* for important instructions and cautions. **22.** Currently available PPO. Ask your Dealer Sales Consultant for vehicle application. **23.** 17-in, 18-in and 19-in performance tires are expected to experience greater tire wear than conventional tires. Tire life may be substantially less than 20,000 miles (17-in) or 15,000 miles (18-in and 19-in), depending on driving conditions. **24.** Brake Assist is designed to help the driver take full advantage of the benefits of ABS. It is not a substitute for safe driving practices. Braking effectiveness also depends on proper brake-system maintenance and tire and road conditions. **25.** 2011 EPA-estimated mileage. Actual mileage will vary. **26.** The SmartAccess system may interfere with some pacemakers or cardiac defibrillators. If you have one of these medical devices, please talk to your doctor to see if you should deactivate this system. **27.** The engine immobilizer is a state-of-the-art anti-theft system. When you insert your key into the ignition switch or bring a SmartAccess fob into the vehicle, the key transmits an electronic code to the vehicle. The engine will only start if the code in the transponder chip inside the key or SmartAccess fob matches the code in the vehicle's immobilizer. Because the transponder chip is embedded in the key or SmartAccess fob, it can be costly to replace. If you lose a key or SmartAccess fob, your Lexus dealer can help. Alternatively, you can find a qualified independent locksmith to perform high-security key services by consulting your local *Yellow Pages* or by contacting [www.aloa.org](http://www.aloa.org). **28.** The Lexus Personalized Settings (LPS) Program is a one-time, complimentary offer for new vehicles for the first 12 months from the date the vehicle is sold. Please see your Lexus dealer for more information. **29.** iPod is a registered trademark of Apple Inc. All rights reserved. **30.** *Bluetooth* audio device must be enabled with A2DP and AVRCP. **31.** The Tire Pressure Monitor alerts the driver when tire pressure is critically low. For optimal tire wear and performance, tire pressure should be checked regularly with a gauge; do not rely solely on the monitor system. Please see your *Owner's Manual* for details. **32.** All the airbag (AB) systems are Supplemental Restraint Systems. All ABs (if installed) are designed to inflate only under certain conditions and in certain types of severe collisions: frontal and knee ABs typically inflate in frontal collisions; side and side curtain ABs in side collisions; Roll-Sensing Curtain ABs at a severe tilt degree, roll or lateral G-force. In all other accidents, the ABs will not inflate. To decrease the risk of injury from an inflating AB, always wear seatbelts, sit upright in the middle of the seat as far back as possible and do not lean against the door. Do not put objects in front of an AB or around the seatback. Do not use a rearward-facing child seat in any front passenger seat. The force of an inflating AB may cause serious injury or death. Please see your *Owner's Manual* for further information/warnings. **33.** Active headrests can help reduce the extent of whiplash in certain types of rear-end collisions. **34.** Cover stock is composed of 10% post-consumer waste.

\*Lexus strives to build vehicles to match customer interest, and thus they typically are built with popular options and option packages. Not all options/packages are available separately, and some may not be available in all regions of the country. See [lexus.com](http://lexus.com) for information about options/packages commonly available in your area. If you would prefer a vehicle without any or with different options, contact your dealer to check for current availability or the possibility of placing a special order. Specifications, features, equipment, technical data, performance figures, options, and color and trim are based upon information available at time of printing, are subject to change without notice, are for mainland U.S.A. vehicles only. Some vehicles shown with available equipment. See your Lexus dealer for details. Lexus reminds you to wear seatbelts, secure children in rear seat, obey all traffic laws and drive responsibly. **For more information, call 800-USA-LEXUS (872-5398) or visit [lexus.com](http://lexus.com). To learn more about your financing options, contact your Lexus dealer or call Lexus Financial Services at 800-874-7050.**



*The Pursuit of Perfection*

