


2022 LC





Can a steering wheel be as
unique as the human hand?

Can a door handle provide more
than a function, but a feeling?

Can performance be measured
in heartbeats per minute?



To craft the most amazing machines, you don't start with machines at all. You start with people.

The 2022 Lexus LC

LC 500

Experience a world-class luxury coupe crafted for an era of uncompromising performance and design. A platform developed over five years, a highly rigid chassis, an exhilarating 4.4-second zero-to-60 time^{1,2} and a thundering engine note all come together to connect you to the road like never before.

LC 500 Convertible

Lower the top and raise your heart rate in the exhilarating Lexus LC Convertible. Featuring the same naturally aspirated 5.0-liter V8 engine, sleek silhouette and near-perfect balance as its coupe counterpart, it adds a lightweight soft top, an available advanced Climate Concierge with Upper Body Heating, a redesigned suspension, added rigidity for more responsive handling, and more.

LC 500h

Experience a profound shift in hybrid performance. Hit the pedal and feel the roar as the breakthrough Lexus Multistage Hybrid Drive pairs a potent gas engine with powerful electric motors to put on a truly invigorating performance—and put the entire category on notice.

LC shown in Ultra White³ (left), LC Convertible shown in Caviar (right)



LC shown in Atomic Silver

A dynamic, low body with menacing, wide shoulders. An aggressive, broad stance. An impossibly low center of gravity. Every design note is engineered to provide direct, responsive performance. With four air intakes and rear aero ducts to help reduce lift and drag, even the air itself contributes to the high-speed handling. By bringing all these elements together, the LC stands apart.



LC shown in Ultra White³



LC Convertible shown in Atomic Silver



LC Convertible shown in Atomic Silver





LCh shown with Toasted Caramel leather interior trim

IGNITE YOUR SENSES

When every aspect of performance—from the sound of the engine to the shape of the steering wheel—is crafted around the driver, the result is more than a car. It's a feeling.



LC Convertible shown in Atomic Silver



To engineer a car that's as adept at conquering corners as it is at captivating drivers, we took every detail even further. The LC line features performance upgrades such as Sport S+ mode with Adaptive Variable Suspension for greater agility and sharper steering. While the LC 500 Convertible boasts special engine tuning, additional bracing and reduced unsprung weight for exceptional responsiveness—whether the top is up or down.



LCh shown in Nightfall Mica

WIELD THE POWER OF GRAVITY

*Take your seat at the center of it all,
and experience an intuitive connection
between driver and vehicle.*



The front-engine, rear-wheel drive platform that underpins the LC line was developed to create a uniquely exhilarating driving experience. Uniting dynamic proportions with ground-hugging luxury coupe elegance, the front-midship design with a multilink suspension system delivers the ideal balance in every way—from the near-perfect weight distribution to the combination of exceptional handling, stability and ride comfort.

Such equilibrium was achieved by placing the engine's central mass behind the front axle, positioning the wheels close to the vehicle's outer edges, and lowering the hood height and driving position. By placing the driver's hip point as close to the vehicle's center of gravity as possible, the LC feels as if it rotates around you through every turn. When combined with additional features on the coupe like available Active Rear Steering and a rear wing that extends at speeds above 50 mph to enhance downforce, the result is one of the most direct, precise driving experiences we've ever created—and that you will ever encounter.

VISCERAL SYMPHONY

The LC boasts one of the most powerful naturally aspirated 5.0-liter V8 engines for a truly exhilarating experience.

All that power means nothing if it doesn't make you feel something. With an impressive 5.0-liter V8 engine, 471 horsepower¹ and blistering zero-to-60 times, the LC 500 models are engineered to give the driver a full-throttle experience. By tuning the engine components down to a fraction of a millimeter—as one would a fine wind instrument—the powerful engine sound is channeled directly through the cabin from front to rear as you accelerate. This process creates unique frequencies calibrated to elicit specific emotional responses. Take it up to its 7,300-rpm redline, and the result is unlike anything you've ever heard. Or felt.

A 10-speed Direct-Shift automatic transmission with magnesium paddle shifters was specifically designed for the LC. It has one of the fastest shift times among conventional automatic transmissions, changing gears in 0.12 seconds. Or, half the time it takes the average human to blink. The system also learns your habits every time you drive, selecting the optimum gear based on vehicle speed, acceleration and your driving style—even choosing the ideal gear while cornering.



LC Convertible shown in Ultra White³ (left), LC shown in Caviar (right)



EXHILARATION *IS IN THE AIR*

Retract the top and reawaken your sense of wonder with the captivating LC 500 Convertible.

How do you take the experience of driving a world-class coupe to a higher level? You lower the top. While every LC is effortlessly responsive and offers a Yamaha® performance damper for greater stability and ride comfort, the convertible takes peak exhilaration even further. With its reduced unsprung weight combined with added rigidity and a redesigned lightweight suspension for more agile handling, the LC Convertible will take your breath away, even while surrounded by air.

DUAL POWER SOURCES.
A SINGULAR DRIVING
EXPERIENCE.

Feel the adrenaline as lightning-fast electric motors and a powerful gas engine propel you to 60 miles per hour in a mere 4.7 seconds.^{1,2}



It's a difference you'll feel instantaneously. The LC 500h is built with an advanced Lexus Multistage Hybrid powertrain—a 3.5-liter, 24-valve V6, powerful yet compact electric motors, and a self-charging, lightweight lithium-ion battery. Beyond an impressive estimated 34 highway MPG,⁴ the LCh delivers a thrilling response off the line and 354 total system horsepower.¹ You'll feel the rush of instant torque the moment you press the pedal—and seamless acceleration as the engine power and vehicle speed climb. Combined with the instinctive feel of a 10-speed transmission through magnesium paddle shifters, the impact of our most responsive, fastest and highest-performance hybrid will be felt through the entire category.



LCh shown in Atomic Silver

For those who dare to seek the extraordinary, the LC is crafted to capture your attention while stirring all your senses. A masterful, sleek silhouette shared by the coupe and the convertible. A seat that required more than 50 prototypes to achieve the ideal driving posture. And a total of 700 individual engineering checkpoints verified by two of our most skilled craftsmen to ensure no aspect of the driving experience was left to chance. The feeling behind the wheel had to be as inspiring as the final form.



UNCOVER THE UNEXPECTED

From the new customizable Bespoke Build coupe to the thoughtful details you'll discover in the incomparable LC Convertible, every element is designed to elicit a response from the driver.



LCh shown in Nightfall Mica

LC BESPOKE BUILD LUXURY THAT'S UNIQUELY YOURS

With thousands of possible configurations, this is where driver-inspired becomes driver-designed.

Introducing the most personal LC of all, the first-ever Bespoke Build. While every LC coupe is generously equipped, these distinctive vehicles offer the greatest luxury of all: choice. Make your coupe your own, outfitting it with the individual features you desire like 21-inch wheels, a carbon fiber rear air wing spoiler, an exclusive Manhattanhenge interior and more. Your LC will be custom-made to your specialized selections with exclusive badging plus a Certificate of Authenticity that leaves no doubt: Personal luxury has never been so personal.

See page 37 for a complete list of Bespoke Build options and visualize yours at lexus.com/Bespoke



LC Bespoke Build shown in Caviar



LC Convertible shown in Atomic Silver

FORM AND FUNCTION IN PERFECT HARMONY

15-SECOND TOP RETRACTION

Opening or closing in approximately 15 seconds at driving speeds of up to 30 mph, the soft top can be stored without impacting luggage capacity. But its unique design doesn't end there. To choreograph a retraction motion that's as beautiful as it is functional, craftsmen tested more than 1,000 sequences before discovering the ideal motion.

ADVANCED CLIMATE CONCIERGE

The convertible's advanced Climate Concierge with Upper Body Heating goes beyond simply integrating the heating and air conditioning systems with the heated steering wheel and seats. It also utilizes vents designed to direct air from behind the steering wheel toward the hands, and incorporates additional upper-body heating vents in the front seats to keep you comfortable in cooler weather.

AIRFLOW MANAGEMENT

Both the uniquely designed wind deflector and wind screen help aerodynamically tame the air around you. These noise reduction elements work together to create a tranquil interior, making conversation effortless, even at higher speeds.

ENHANCED ACTIVE NOISE CONTROL

In addition to the convertible's lightweight, four-layer top construction that minimizes creasing and road noise, Active Noise Control can sense ambient noise within the cabin and counter it. Furthermore, Mark Levinson®⁵ and Lexus engineers worked hand in hand to produce a custom soundscape for the convertible's unique acoustics. They painstakingly optimized the interior listening environment, crafting a surround sound audio system that adjusts for the additional wind and road noise when the top is retracted.





LCh shown with Black leather interior trim

CONNECT TO YOUR WORLD

With access to Android Auto and Alexa compatibility⁶ and much more, the LC helps keep you more connected than ever before.



Taking connectivity to the next level, thousands of the same functions you enjoy at home can be seamlessly utilized from inside your vehicle. While Android Auto^{TM7} gives you access to a variety of messaging apps like WhatsApp,^{®8} it also features the unique capability to anticipate and provide personalized information. Waze helps you confidently navigate by providing a preview of driving directions as well as arrival time. And the Lexus app empowers you to start your vehicle remotely⁹ with your compatible smartwatch. This is more than technology that connects you—it's an extension of you.





LC shown with Apple CarPlay integration and Circuit Red leather interior trim

YOUR FAVORITE TECHNOLOGY, FRONT AND CENTER.

APPLE CARPLAY

With Apple CarPlay^{®10} integration, you can access the same familiar interface from your iPhone[®] through a 10.3-inch multimedia display. Simply connect your iPhone to get directions, make calls, send and receive messages via Siri,^{®11} and get access to your favorite apps like Waze, Spotify[®] and Apple Audiobooks.^{TM12}

ALEXA

Bring all the convenience of Alexa^{®6} on the road with the Lexus app. Using only your voice, you can easily access thousands of the same functions you get with Alexa at home. Listen to audiobooks, stream Amazon Music, make lists, check the weather, get news briefings and much more. You can also use it to control compatible smart-home devices¹³ such as lighting, thermostat and security systems. Offering added in-vehicle convenience, Alexa can even sync to your Navigation System.¹⁴

ANDROID AUTO

With Android Auto,^{TM7} you can seamlessly cast your device's interface onto the vehicle's multimedia display. Play your music via your favorite apps such as Spotify and Pandora,[®] send messages through a range of commonly used apps like WhatsApp, navigate with Google Maps¹⁵ or Waze, and request information—all with your voice. Just say "Hey Google" to get started. For added convenience, Android Auto can also help shorten your commute by automatically finding alternate routes if it detects heavy traffic.

MARK LEVINSON AUDIO SYSTEM

While most audio systems are adapted to and installed in a vehicle after it's produced, Mark Levinson technicians work alongside Lexus engineers from the outset of the development process. That's why the LC features a rich, dynamic, 13-speaker, 915-watt soundstage uniquely fitted to the cabin—and as pure as the performance of the vehicle itself.

DELIVERY AND TECHNOLOGY SPECIALISTS

To help you get the most out of these and other features in your new Lexus, a Vehicle Delivery Specialist will walk you through nearly every setting and function you desire. And to answer questions that arise after delivery, a Vehicle Technology Specialist can offer expert guidance in person or without you ever leaving the driveway via camera-enabled apps like FaceTime.[®] Learn more about these complimentary services at lexus.com/specialists.

PEACE OF MIND, STANDARD

Presenting Lexus Safety System+, an integrated suite of the most advanced active safety equipment ever included in the LC.¹⁶

PRE-COLLISION SYSTEM WITH PEDESTRIAN DETECTION

This system¹⁷ is engineered to help detect a vehicle or a pedestrian in the path of your Lexus under certain conditions. Should it detect a potential frontal collision, it's designed to automatically prepare Brake Assist¹⁸ for increased brake force and, in some cases, can even automatically brake to help mitigate or avoid a collision.

LANE DEPARTURE ALERT WITH LANE KEEP ASSIST

This system¹⁹ utilizes a camera to monitor visible lane markings. If an inadvertent or potential lane departure is detected, it's designed to warn you and can take slight corrective measures. And, if Dynamic Radar Cruise Control²⁰ is engaged, the system can even help you remain in the center of the visibly marked lane, helping to prevent drifting before it occurs.

ALL-SPEED DYNAMIC RADAR CRUISE CONTROL

This system²⁰ uses radar and camera technology to help you maintain a preset speed and following distance from the vehicle ahead. Whether at highway speeds or in stop-and-go traffic, the system is designed to detect if you get closer than the preset distance and automatically slow your vehicle—even to a complete stop. If driving at highway speeds and the road ahead clears, your Lexus returns to its preset speed.

INTELLIGENT HIGH BEAMS

To help provide greater visibility for you as well as other drivers, Intelligent High Beams²¹ offer added illumination to help keep you focused on the road. When the road ahead is clear, the system defaults to high-beam mode, then temporarily switches to low beams when it detects the headlamps or taillamps of vehicles ahead.



LEXUS SAFETY SYSTEM +

LC shown in Ultra White³

LC STYLES



LC 500

Standard features:

471-horsepower¹ V8 with 10-speed transmission
Adaptive Variable Suspension
Vehicle Dynamics Integrated Management²²
Drive Mode Select with Sport S/S+ modes
Active Sport Exhaust (LC 500, LC Convertible)
Aluminum pedals
Magnesium paddle shifters
Performance-inspired instrumentation, including G-meter
Navigation System¹⁴ with 10.3-in color LCD multimedia display
Lexus Enform Safety Connect²³ Included for the first three years of ownership.
Lexus Enform Service Connect²⁴ Included for the first 10 years of ownership.
Lexus Enform Remote.⁹ Accessible via Lexus app; works with Alexa⁶ and Hey Google.¹⁵ Included for the first three years of ownership.
Lexus Enform Destination Assist²⁵ Included for the first three years of ownership.
Lexus Enform Wi-Fi.²⁶ 4GB/three-month trial is included.
Lexus Enform Dynamic Navigation.²⁷ Included for the first three years of ownership.
Lexus app (Lexus Enform Remote,⁹ Lexus Drivers and more)
Android Auto^{TM7} compatibility
Apple CarPlay^{®10} integration
Alexa⁶ compatibility
Dynamic Voice Command.²⁷ Included for the first 10 years of ownership.
Lexus 12-speaker Premium Audio System
Bluetooth^{®28} and USB²⁹ smartphone connectivity
SiriusXM^{®30} Satellite Radio
Dual-zone climate control with Climate Concierge
Eight-way power-adjustable heated and ventilated front seats
SmartAccess^{31,32} with push-button Start/Stop
Glass roof with sunshade
Flush exterior door handles
Premium Triple-Beam LED headlamps
LED taillamps and turn signals
Lexus Safety System+¹⁶ (Pre-Collision System with Pedestrian Detection,¹⁷ Lane Departure Alert with Lane Keep Assist,¹⁹ All-Speed Dynamic Radar Cruise Control²⁰ and Intelligent High Beams²¹)
Blind Spot Monitor³³ with Rear Cross-Traffic Alert³⁴
Eight airbags³⁵
Backup camera³⁶ with dynamic gridlines
Complimentary maintenance services.³⁷ (Please refer to the *Warranty and Services Guide* for details.)



LC 500h

Includes LC 500 features, and adds or replaces:

354-total-system-horsepower¹ Lexus Multistage Hybrid Drive
Electronically controlled Continuously Variable Transmission paired with four-speed automatic transmission and magnesium paddle shifters
20-in staggered-width 10-spoke forged alloy wheels³⁸ with Dark Graphite finish



LC 500 Convertible

Includes LC 500 features, and adds or replaces:

Power soft top
Comprehensive underbody bracing including rear-suspension tower and V-brace
Active roll bars
Six airbags³⁵
Intuitive Parking Assist³⁹
Wind deflector and wind screen
Enhanced Active Noise Control
Rear-seat-mounted speakers

PACKAGES

ALL-WEATHER PACKAGE

Heated leather-trimmed steering wheel
Windshield wiper de-icer
Fast-response electronic interior heater (LC 500h)

TOURING PACKAGE

Includes All-Weather Package features, plus:

Semi-aniline leather-trimmed front seats
Alcantara^{®40} headliner (LC 500, LC 500h)
Mark Levinson 13-speaker, 915-watt Reference Surround Sound Audio System
Intuitive Parking Assist³⁹ (LC 500)
Climate Concierge with Upper Body Heating (LC Convertible)
Embossed headrests (LC Convertible)

SPORT PACKAGE (LC 500, LC 500h)

21-in staggered-width split-five-spoke forged alloy wheels with polished finish and Gloss Black accents with front 245/40R21 and rear 275/35R21 run-flat summer tires^{38,41}

Front and rear sport seats with Alcantara inserts
Torsen^{®42} limited-slip rear differential and Yamaha performance damper (LC 500)
Performance brake pads⁴³
Intuitive Parking Assist³⁹

DYNAMIC HANDLING PACKAGE (LC 500, LC 500h)

Includes Sport Package, and adds or replaces:

Torsen limited-slip rear differential (LC 500h)
Active Rear Steering
Variable Gear-Ratio Steering with Vehicle Dynamics Integrated Management (VDIM)²²
Speed-activated rear wing
Alcantara headliner
Carbon fiber roof
Carbon fiber door scuff plates
21-in staggered-width split-five-spoke forged alloy wheels with polished finish and Gloss Black accents with front 245/40R21 and rear 275/35R21 run-flat summer tires^{38,41}



LC BESPOKE BUILD (LC 500, LC 500h)

Personalize your LC with these Bespoke Build options:

Wheel

20-in staggered-width 10-spoke forged alloy wheels³⁸ with Dark Graphite finish
21-in staggered-width forged alloy wheels³⁸ with Black finish
21-in staggered-width split-five-spoke forged alloy wheels³⁸ with polished finish and Gloss Black accents

Spoiler

Speed-activated rear wing
Carbon fiber rear air wing spoiler

Interior

Semi-aniline leather-trimmed front seats
Sport seats with Alcantara-trimmed inserts

Roof

Glass roof with sunshade
Carbon fiber roof

Chrome Accents

Chrome trim
Dark Smoked Chrome trim

Includes exclusive badging and Certificate of Authenticity

Visualize yours at lexus.com/Bespoke

OPTIONS

Torsen limited-slip rear differential and Yamaha performance damper (LC 500, LC 500 Convertible)

A Color Head-Up Display

Mark Levinson 13-speaker, 915-watt Reference Surround Sound Audio System
Intuitive Parking Assist³⁹

Carbon fiber door scuff plates

21-in staggered-width split-five-spoke forged alloy wheels³⁸ with polished finish and Gloss Black accents

LC 500 / LC 500 Convertible

471

HORSEPOWER¹

V8

ENGINE

5.0

LITER

RWD

STANDARD

10-SPEED

ELECTRONICALLY CONTROLLED
DIRECT-SHIFT AUTOMATIC
TRANSMISSION

4.4

0-60 MPH
(SEC)^{1,2}

4.6

0-60 MPH
(SEC)^{1,2}
(CONVERTIBLE)

16/25/19

CTY / HWY / CMB
ESTIMATED MPG⁴⁴

15/25/18

CTY / HWY / CMB
ESTIMATED MPG⁴⁴ (CONVERTIBLE)

DIMENSIONS

OVERALL LENGTH 187.4 IN / WHEELBASE 113.0 IN /

WIDTH 75.6 IN (MIRRORS FOLDED) / HEIGHT 53.0 IN (LC, LCh), 53.2 IN (LC Convertible)

LC 500h

354

TOTAL SYSTEM
HORSEPOWER¹

V6

ENGINE +
LEXUS MULTISTAGE HYBRID DRIVE

3.5

LITER

RWD

STANDARD

MULTISTAGE

ELECTRONICALLY CONTROLLED
CONTINUOUSLY VARIABLE TRANSMISSION
PAIRED WITH AUTOMATIC TRANSMISSION

4.7

0-60 MPH
(SEC)^{1,2}

26/34/29

CTY / HWY / CMB
ESTIMATED MPG⁴⁴



WHEELS



20-in

Staggered-width split-10-spoke cast alloy wheels³⁸
with Dark Silver and machined finish
STANDARD LC, LC Convertible



20-in

Staggered-width 10-spoke forged alloy wheels³⁸
with Dark Graphite finish
STANDARD LCh



21-in

Staggered-width split-five-spoke forged alloy wheels³⁸
with polished finish and Gloss Black accents
AVAILABLE LC, LCh, LC Convertible



21-in

Staggered-width forged alloy wheels³⁸
with Black finish

AVAILABLE LC Bespoke Build, LCh Bespoke Build

COLOR, MATERIAL & FINISH

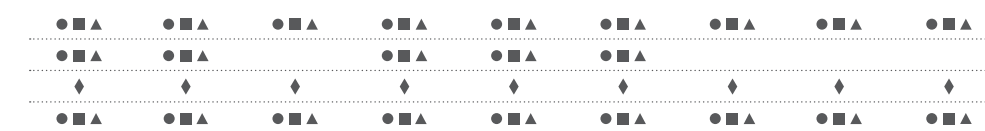
INTERIOR & TRIM

SOFT TOP

EXTERIOR




TOASTED CARAMEL LEATHER
 CIRCUIT RED LEATHER
 MANHATTANHENGE LEATHER
 BLACK LEATHER



LC ●
 LCh ■
 LC Convertible ▲
 Bespoke Build ◆

ACCESSORIES

The Lexus accessory line is as elegant and well-crafted as your exquisitely designed Lexus vehicle. And ours are the only Lexus accessories that are warranted for up to 48 months/50,000 miles⁴⁵ and honored at every Lexus dealership in the nation. For more, please visit lexus.com/accessories.



- All-weather floor liners⁴⁶
- A All-weather trunk tray (LC, LCh)
- Alloy wheel locks
- B Carbon fiber lower grille insert
- C Carbon fiber rear spoiler
- Carpet floor mats⁴⁶
- Carpet trunk mat
- Door edge film by 3MTM47
- Emergency assistance kit
- First aid kit
- Glass breakage sensor
- D Illuminated door sills
- Key gloves with Lexus logo
- Paint protection film by 3MTM48
- E Spider cargo net

DISCLOSURES

WARRANTY Four-year/50,000-mile Lexus Limited Warranty, Six-year/70,000-mile Powertrain Warranty, Six-year/unlimited-mileage Corrosion Perforation Warranty, Eight-year/100,000-mile Hybrid System Warranty, Ten-year/150,000-mile Hybrid Battery Warranty. All warranties with zero deductible. See the *LC Warranty and Services Guide* at your Lexus dealer for details.

1. Ratings achieved using the required premium unleaded gasoline with an octane rating of 91 or higher. If premium fuel is not used, performance will decrease. **2.** Performance figures are for comparison only and were obtained by prototype vehicles by professional drivers. **3.** Ultra White and Infrared available for an additional charge. **4.** Projected EPA-estimated MPG rating 26city/34hwy/29comb estimates for 2022 Lexus LC 500h determined by manufacturer. EPA estimates not available at time of publishing. Use for comparison purposes only. Your mileage will vary for many reasons, including your vehicle's condition and how/where you drive. See www.fueleconomy.gov. **5.** Mark Levinson is a registered trademark of Harman International Industries, Inc. **6.** Amazon, Alexa and all related marks are trademarks of Amazon.com, Inc. or its affiliates. Certain functions require adequate signal strength and/or smartphone technology/connectivity. Not all Amazon Alexa functionality is available for in-vehicle use. See applicable app for details. Download of the Lexus app and Lexus+Alexa app are both required to begin in-vehicle use of Alexa. Data charges may apply for certain functions. Apps and services subject to change at any time without notice. To learn more, go to <https://www.lexus.com/enform>. To learn more about Lexus Enform's data collection, use, sharing and retention practices, please visit <https://www.lexus.com/privacyvts/>. **7.** To use Android Auto on your audio display, you'll need an Android Auto-compatible vehicle and Android phone. For phone compatibility visit: <https://www.android.com/aut/>. Vehicle user interface is a product of Google and its terms and privacy statement apply. Requires compatible smartphone connected with an approved data cable into the USB media port and data plan rates apply. Apps and services vary by phone carrier and are subject to change at any time without notice. Android and Android Auto are trademarks of Google LLC. **8.** WhatsApp is a registered trademark of WhatsApp Inc. **9.** Use only if aware of circumstances surrounding vehicle and it is legal and safe to do so (e.g., do not remotely start engine if vehicle is in an enclosed space or vehicle is occupied by a child). Lexus Enform Remote depends on factors outside of Lexus' control, including an operative telematics device, a cellular connection, GPS signal, and the availability of a compatible wireless network, without which system functionality and availability may be limited or precluded. Service may vary by vehicle and region. Registration and Lexus app download required. Subscription required after trial. Terms of Use apply. Data charges may apply. Services subject to change at any time without notice. See usage precautions and service limitations in *Owner's Manual* and [lexus.com/enform](https://www.lexus.com/enform) for additional details. To learn about Lexus Enform's Connected Services data collection, use, sharing and retention practices, please visit <https://www.lexus.com/privacyvts/>. **10.** Apps and services are subject to change at any time without notice. Data charges may apply. Apple CarPlay[®] functionality requires a compatible iPhone[®] connected with an approved data cable into the USB media port. Apple CarPlay and iPhone are registered trademarks of Apple Inc. **11.** Always focus on the road while driving. Siri is available on select iPhone/Pad models and requires Internet access. Siri is not available in all languages or all areas and features vary by area. Some Siri functionality and commands are not accessible in the vehicle. See Apple.com and phone carrier for details. Data charges may apply. Siri is a registered trademark of Apple Inc. **12.** Apple Audiobooks is a trademark of Apple Inc. All rights reserved. Spotify is a registered trademark of Spotify Technology Holding. Always drive safely and obey traffic laws. Apps, prices and services vary by phone carrier and are subject to change at any time without notice. Subject to smartphone connectivity and capability. Data charges may apply. **13.** Certain Alexa functionality is dependent on smart home technology. Skills and services subject to change at any time without notice. **14.** Be sure to obey traffic regulations and maintain awareness of road and traffic conditions at all times. Functionality, availability and accuracy of information provided by the system depend on many factors, and service may not be available in every location. Use common sense when relying on information provided. Services and programming subject to change. Updates may be available from your dealer at an additional cost. See *Owner's Manual* for additional limitations and details. **15.** Google and Google Maps are trademarks of Google LLC. Always drive safely and obey traffic laws. Functionality depends on many factors outside of Lexus' control. Actions and services subject to change at any time without notice. To learn more, go to [lexus.com/enform](https://www.lexus.com/enform). To learn more about Lexus' data collection, use, sharing and retention practices, please visit <https://www.lexus.com/privacyvts/>. **16.** Lexus Safety System+ effectiveness is dependent on many factors including road, weather and vehicle conditions. Drivers are responsible for their own safe driving. Always pay attention to your surroundings and drive safely. See *Owner's Manual* for additional limitations and details. **17.** The Pre-Collision System (PCS) with Pedestrian Detection (PD) is designed to determine if impact is imminent and help reduce impact speed and damage in certain frontal collisions involving a vehicle or a pedestrian. PCS w/PD is not a substitute for safe and attentive driving. System effectiveness depends on many factors, such as speed, size and position of pedestrian, and weather, light and road conditions. See *Owner's Manual* for additional limitations and details. **18.** Brake Assist is designed to help the driver take advantage of ABS. It is not a substitute for safe driving practices. Braking effectiveness also depends on proper vehicle maintenance, and tire and road conditions. See *Owner's Manual* for additional limitations and details. **19.** Lane Departure Alert with Lane Keep Assist is designed to read visible lane markers under certain conditions when DRCC is engaged. It provides a visual and audible alert and slight steering force when lane departure is detected. It is not a collision-avoidance system or a substitute for safe and attentive driving. Effectiveness is dependent on many factors including road, weather and traffic conditions. See *Owner's Manual* for additional limitations and details. **20.** Dynamic Radar Cruise Control is designed to assist the driver and is not a substitute for safe and attentive driving practices. System effectiveness is dependent on many factors, including road, weather and traffic conditions. See *Owner's Manual* for additional limitations and details. **21.** Intelligent High Beams operate at speeds above 21 mph. Factors such as a dirty windshield, weather, lighting and terrain limit effectiveness, requiring the driver to manually operate the high beams. See *Owner's Manual* for additional limitations and details. **22.** Vehicle Dynamics Integrated Management (VDIM) is an electronic system designed to help the driver maintain vehicle control under adverse conditions. It is not a substitute for safe and attentive driving practices. Factors including speed, road conditions, weather and driver steering input can all affect whether VDIM will be effective in preventing a loss of control. See *Owner's Manual* for additional limitations and details. **23.** Safety Connect depends on factors outside of Lexus' control, including an operative telematics device, a cellular connection, GPS signal, and the availability of a compatible wireless network, without which system functionality and availability may be limited or precluded, including access to response center and emergency support. Stolen vehicle police report required to use Stolen Vehicle Locator. Some features may require the Lexus app. Registration required. Subscription required after trial. Service subject to change at any time without notice. Terms of Use apply. Data charges may apply. Service may vary by vehicle and region. See usage precautions and service limitations in *Owner's Manual* and [lexus.com/enform](https://www.lexus.com/enform) for additional details. To learn about Lexus' data collection, use, sharing and retention practices, please visit <https://www.lexus.com/privacyvts/>. The Service Connect trial period is at no extra cost and begins on the original date of purchase or lease of a new vehicle. Subscription required after trial to access the service. **24.** Information provided is based on the last time data was collected from the vehicle and is not real-time data. Service Connect depends on factors outside of Lexus' control, including an operative telematics device, a cellular connection, GPS signal, and the availability of a compatible wireless network, without which system functionality and availability may be limited or precluded. Service may vary by vehicle or region. Registration required. Subscription required after trial. Service subject to change at any time without notice. Terms of Use apply. Data charges may apply. See usage precautions and service limitations in *Owner's Manual* and [lexus.com/enform](https://www.lexus.com/enform) for additional details. To learn about Lexus Enform's Connected Services data collection, use, sharing and retention practices, please visit <https://www.lexus.com/privacyvts/>. The Service Connect trial period is at no extra cost and begins on the original date of purchase or lease of a new vehicle. Subscription required after trial. Service Connect renewal will be included when Safety Connect, Remote Connect, or Destination Assist connected service renewal is selected. Service Connect is not renewable as a stand-alone service. **25.** Destination Assist depends on factors outside of Lexus' control, including an operative telematics device, a cellular connection, GPS signal, and the availability of a compatible wireless network, without which system functionality and availability may be limited or precluded. Use common sense when relying on this information. Service may vary by vehicle and region. Registration required. Subscription required after trial. Services subject to change at any time without notice. Terms of Use apply. Data charges may apply. See *Owner's Manual* and [lexus.com/enform](https://www.lexus.com/enform) for additional limitations and details. To learn about Lexus Enform's Connected Services data collection, use, sharing and retention practices, please visit <https://www.lexus.com/privacyvts/>. The Destination Assist trial period is at no extra cost and begins on the original date of purchase or lease of a new vehicle. Paid subscription required after trial to access the service. **26.** Eligible vehicle and wireless service required. Enform Wi-Fi depends on factors outside of Lexus' control, including an operative telematics device, a cellular connection, GPS signal, and the availability of a compatible wireless network, without which system functionality and availability may be limited or precluded. Enform Wi-Fi coverage and service not available everywhere. Valid in the contiguous U.S. and Alaska. Do not drive distracted. Go to att.com/lexus for terms and conditions. Data usage and charges apply. Up to 5 devices can be supported using in-vehicle connectivity. Apps and services subject to change at any time without notice. The Enform Wi-Fi trial begins at the time of activation and expires when 4GB of data is used or when the 3-month period ends. Subscription required after trial. Terms and conditions apply. **27.** Dynamic Navigation and Dynamic Voice Command are dependent on factors outside of Lexus' control, including an operative telematics device, a cellular connection, GPS signal, and the availability of a compatible wireless network, without which system functionality and availability may be limited or precluded. Services not available in every city or roadway. Use common sense when relying on information provided. Service may vary by vehicle and region. Registration is required. Subscription required after trial. Terms of Use apply. Data charges may apply. See *Owner's Manual* and [lexus.com/enform](https://www.lexus.com/enform) for additional limitations and details. To learn about Lexus Enform's Connected Services data collection, use, sharing and retention practices, please visit <https://www.lexus.com/privacyvts/>. The Dynamic Navigation trial period is at no extra cost and begins on the original date of purchase or lease of a new vehicle. Paid subscription required after trial to access the service. **28.** The Bluetooth word mark and logos are registered trademarks owned by Bluetooth SIG, Inc. and any use of such marks by Lexus is under license. A compatible Bluetooth-enabled phone must first be paired. Phone performance depends on software, coverage and carrier. **29.** May not be compatible with all mobile phones, MP3/WMA players and like models. **30.** Trial length and service availability may vary by model, model year or trim. Service will automatically stop at the end of your trial subscription period unless you decide to continue service. If you do not wish to enjoy your trial, you can cancel by calling the number below. All SiriusXM services require a subscription, each sold separately by SiriusXM after the trial period. Service subject to the SiriusXM Customer Agreement and Privacy Policy, visit www.siriusxm.com to see complete terms and how to cancel which includes calling 1-866-635-2349. Some services and features are subject to device capabilities and location availability. All fees, content and features are subject to change. SiriusXM, Pandora and all related logos are trademarks of Sirius XM Radio Inc. and its respective subsidiaries. **31.** The SmartAccess system may interfere with some pacemakers or cardiac defibrillators. If you have one of these medical devices, please talk to your doctor to see if you should deactivate this system. **32.** The engine immobilizer is a state-of-the-art anti-theft system that is initiated when you insert your key into the ignition switch or bring a SmartAccess fob into the vehicle. The engine will only start if the code in the transponder chip inside the key/fob matches the code in the vehicle's immobilizer. The transponder chip is embedded in the key/fob and can be costly to replace. If you lose a key or fob, your Lexus dealer can help or you can go to www.aloa.org to find a qualified locksmith in your area who can perform high-security key service. **33.** Do not rely exclusively on the Blind Spot Monitor. Always look over your shoulder and use your turn signal. There are limitations to the function, detection and range of the monitor. See *Owner's Manual* for additional limitations and details. **34.** Do not rely exclusively on the Rear Cross-Traffic Alert system. Always look over your shoulder and use your mirrors to confirm rear clearance. There are limitations to the function, detection and range of the system. See *Owner's Manual* for additional limitations and details. **35.** Airbag systems are Supplemental Restraint Systems and are designed to inflate only under certain conditions and in certain types of severe collisions. To decrease the risk of injury from an inflating airbag, always wear seatbelts and sit upright in the middle of the seat as far back as possible. Do not put objects in front of an airbag or around the seatback. Do not use a rearward-facing child seat in any front passenger seat. See *Owner's Manual* for additional limitations and details. **36.** The backup camera does not provide a comprehensive view of the rear area of the vehicle and you should also look around the vehicle, using mirrors to confirm rearward clearance. Environmental conditions may limit effectiveness and view may become obscured. See *Owner's Manual* for additional limitations and details. **37.** Lexus provides complimentary maintenance for your first two scheduled visits at the earlier of 6 months/5,000 miles and 12 months/10,000 miles. To schedule these services, contact your Lexus dealership. Please refer to your vehicle's *Warranty and Services Guide* for service details. These services apply to Lexus vehicles registered and normally operated in the continental United States, U.S. territories and Canada. **38.** LC 500, LC 500h and LC 500 Convertible models come standard with run-flat tires—there is no spare tire. Run-flat tire technology is designed for limited emergency use only. If air pressure is lost, vehicle speed must remain below 55 mph; cornering, braking and accelerating must be done with extreme caution, and the tire should be replaced within 100 miles. Temporary spare is not provided. See *Owner's Manual* for additional limitations and details. **39.** Intuitive Parking Assist (IPA) is designed to assist drivers in avoiding potential collisions at speeds of 9 mph or less. Certain vehicle and environmental factors, including an object's speed, shape, size and composition, may affect the system's effectiveness. Always look around outside the vehicle and use mirrors to confirm clearance. See *Owner's Manual* for additional limitations and details. **40.** Alcantara is a registered trademark of Alcantara S.p.A. **41.** Tire life may be substantially less than mileage expectancy, depending on driving conditions. **42.** Torsen[®] is a registered trademark of JTEKT Torsen, Inc. **43.** High-friction brakes may require additional maintenance, be louder and have a shorter life than conventional brakes, depending on driving conditions. See the *Warranty and Services Guide* for more information. **44.** Projected EPA-estimated MPG ratings determined by manufacturer. EPA estimates not available at time of publishing. Use for comparison purposes only. Your mileage will vary for many reasons, including your vehicle's condition and how/where you drive. See www.fueleconomy.gov. **45.** For accessories purchased at the time of the new-vehicle purchase, the Lexus Accessory Warranty coverage is in effect for 48 months/50,000 miles from the vehicle's in-service date, which is the same coverage as the new-vehicle Basic Warranty. For accessories purchased after the new-vehicle purchase and installed by a Lexus dealer, the coverage is 12 months for the parts and labor, regardless of mileage, from the date the accessory was installed on the vehicle, or the remainder of any applicable new-vehicle warranty, whichever provides greater coverage. Accessories purchased over the counter are covered for 12 months from the date of purchase. Refer to your Lexus Accessory Limited Warranty or documentation that accompanies accessory purchase for coverage and conditions. Warranty honored at all Lexus dealerships nationwide excluding Hawaii. **46.** This floor liner or floor mat was designed specifically for use in your model and model year vehicle and SHOULD NOT be used in any other vehicle. To avoid potential interference with pedal operation, each liner or mat must be secured with its fasteners. Do not install a floor liner or mat on top of an existing floor liner or mat. **47.** Lexus Genuine Accessory Warranty will only apply when the installation is performed by a trained Lexus-approved installer. See Lexus dealer for details. **48.** Genuine Lexus Paint Protection Film by 3MTM is designed for specific sections of the vehicle most prone to chipping and may vary depending on vehicle model. Select applications may require an additional charge. Lexus Genuine Accessory Warranty only applies when installation is performed by a trained Lexus-approved installer. See Lexus dealer for details.

Lexus strives to build vehicles to match customer interest, and thus they typically are built with popular options and option packages. Not all options/packages are available separately, and some may not be available in all regions of the country. See lexus.com for information about options/packages commonly available in your area. If you would prefer a vehicle without any or with different options, contact your dealer to check for current availability or the possibility of placing a special order. Specifications, features, equipment, technical data, performance figures, options, and color and trim are based upon information available at time of publishing, are subject to change without notice, and are for mainland U.S.A. vehicles only. **Vehicles shown may be prototypes, shown using visual effects and/or shown with options. Actual models may vary.** Colors depicted may vary based on multiple factors, including ambient lighting and the format in which they are being viewed (e.g., computer, mobile device, or print). See your Lexus dealer for details. Lexus reminds you to wear seatbelts, secure children in rear seat, obey all traffic laws and drive responsibly. For more information, call 800-USA-LEXUS (872-5398) or visit lexus.com. To learn more about your financing options, contact your Lexus dealer or call Lexus Financial Services at 800-874-7050.

WHAT AMAZING
IDEAS WILL YOU
INSPIRE NEXT?

