

MITSUBISHI  
3000GT





**Mitsubishi  
Invites You To  
Conduct A Little  
High-Speed  
Research Of  
Your Own.**

**It is logic, with passion. A blatant show of force, and finesse. An unabashed exhibition of technology, most refined.**


It is the 1991 Mitsubishi 3000GT, the practical application and production line descendant of the HSR-II High Speed Research vehicle, Mitsubishi's rolling test bed of advanced automotive technologies.

The 3000GT is a profound contradiction to the notion that exotic sports car performance must involve a trade-off in priorities. That nothing important can be achieved without the sacrifice of something equally beneficial to the driving experience.

From the vision of HSR-II to the reality of 3000GT, program engineers have adhered to a strict refusal of design compromise. From the 3000GT to the 3000GT SL to the 3000GT VR-4, it is a lineup which effectively redefines the Sports GT class and immediately establishes a new benchmark of comparison.

It is a vehicle which delivers an incredible level of technology—intensely sophisticated and seamlessly integrated. It is seductive style—as byproduct of aerodynamic efficiency. It is extraordinary horsepower—focused and efficiently distributed. And it is tenacious traction and precise handling—blended with uncommon ride comfort.

Mitsubishi invites you to conduct a little high-speed research of your own. As you will soon see, the only thing the 3000GT may lack is humility.



The motorized front canard on the HSR-II illustrates the extensive use of advanced aeronautic technology and its importance to the vehicle's handling characteristics.

## 3000GT VR-4: Impressive at Rest, Stunning in Flight.

Three-hundred-horsepower. Distributed to all four wheels. Maneuvered, manipulated and controlled by four-wheel steering, four-wheel independent suspension, full-time all-wheel drive and four-wheel anti-lock brakes.

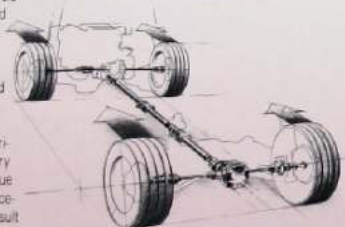
Shaped into a profile of extraordinary form and function.

A performance statement...of extreme bias.

### Fluid Efficiency, Tenacious Traction

Three-hundred-horsepower at the drop-of-a-clutch is what full-time all-wheel drive is all about. It is an ingenious means of power manipulation and the most efficient method of transferring massive torque to the road.

The 3000GT VR-4 matches a full-time all-wheel drive five-speed transmission to viscous coupling slip-limiters at the center and rear differentials (providing infinitely variable torque distribution). A planetary gear center differential biases torque 45:55, front-to-rear to create a noticeable rear wheel torque bias. The result is exceptional four-wheel torque



Full-time all-wheel drive.

distribution under normal driving conditions. Uncanny balance and straightline control during standing-start acceleration. Extraordinary cornering feedback and control. And a level of all-weather traction that will have you longing for scattered showers.

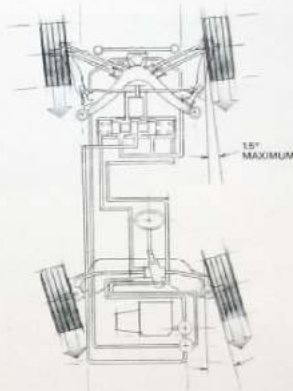
### Remarkable Control, Accelerated Steering Response

Of all the related Mitsubishi technologies, four-wheel steering is the single best example of serious fun. It is also the most influential factor in establishing a one-ness between car and driver during agile maneuvers.

Same-phase four-wheel steering is an integral part of the VR-4 formula. It allows all four wheels to be steered in the same direction at speeds in excess of 31 mph. The system's influence on vehicle handling is most apparent in the critical areas of body yaw, transient response and lateral acceleration. With four-wheel steering, yaw—the tendency for the vehicle's rear end to swing out

through hard corners—is effectively neutralized. Transient response—the vehicle's ability to change directions quickly in repetition, as in a slalom—is greatly enhanced. Lateral acceleration—the vehicle's resistance to side load forces during high-speed cornering—is significantly improved.

It is a system of remarkable simplicity and effectiveness, designed to accelerate steering response time and driver confidence, while producing an abundance of sheepish grins and an occasional maniacal laugh.



Same-phase all-wheel steering.



## Body And Soul: An Inspired Integration of Aero and Chassis Dynamics

### Massive Grip, Extraordinary Ride Comfort

The suspension development goals of the 3000GT project were simple: Keep it lightweight and quick reacting and, most important, force the tires to shoulder as much of the work as possible.

The 3000GT utilizes a four-wheel fully independent suspension system. Rear upper and lower control arms minimize camber changes to maximize tire grip, while rear trailing arms provide exceptional ride comfort characteristics.

The 3000GT VR-4 and SL feature the flexibility of ECS\*, an electronic control system which automatically adjusts the damping rate of three-way shock absorbers—from soft, to normal to firm—according to the driving mode selected and the surface conditions of the road.

The VR-4 system is further enhanced by 17-inch, Z-rated 45-aspect ratio high performance radial tires mounted on lightweight aluminum alloy wheels.

The 3000GT suspension is a system of unusual versatility. High in compliance, yet low in body roll. With heavy impact isolation, yet a light and sensitive road feel. With exceptional rigidity, yet amazing ride comfort. With unbelievable cornering limits, yet balanced, predictable handling.

It is a system designed to provide the ultimate in driver control and confidence—a truly high performance suspension, without the suspense.

### Serious Stopping Power, All Weather Confidence

Abundant horsepower must be matched with abundant stopping power. Which is why the 3000GT employs massive ventilated disc brakes at all four wheels. Optional on the 3000GT and standard on the SL and VR-4 is a four-wheel electronically-controlled anti-lock brake system (ABS). With 35 percent more horsepower, the 3000GT VR-4 features larger front and rear brake rotors and the additional grip and strength of four-piston aluminum front brake calipers.

It is a brake system built to withstand the extremes of sustained heavy use, in all weather conditions. It provides exceptionally short stopping distances, predictable linear balance and enhanced steering control on poor traction road surfaces.

When you absolutely have to STOP, this is the way to do it.

### High-Speed Stability, True Ground Effects

The manner in which air flows over, under and around a vehicle in motion is an extremely important per-

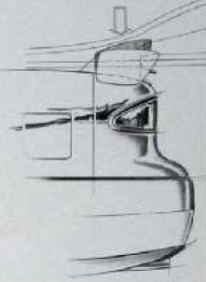


formance factor, often compromised for the sake of style.

Active Aero System\* however, actively manages body lift and drag

by physically altering body shape and attitude according to vehicle speed.

At 50 mph, the front air dam automatically lowers 80mm, eliminating air turbulence under the car, creating a significant front downforce. At the same time, the rear spoiler angle is increased 14 degrees to create a similar amount of downforce at the rear. By redirecting air flow around the car instead of under it, the Active Aero System creates a negative lift coefficient (-0.07)—true road hugging ground effects at speeds above 50 mph with no coefficient of drag penalty. It is race car technology applied to everyday driving and it is only available on the Mitsubishi 3000GT VR-4.



The front air dam and rear spoiler return to their "at rest" position when vehicle speeds drop below 31 mph.





**3000GT SL:  
The Beauty of  
Advanced  
Technology**

The Mitsubishi 3000GT SL is a vehicle which exceeds the sum total of its parts.

It is an extraordinary sports car which effectively integrates engine, drivetrain, steering and suspension in a precise orchestration of acceleration, braking and handling—the three basic elements of automotive performance.

It is a striking rendering of form and function, and an extreme example of the beauty of advanced technology.



As stylish as it is functional, this protective nose mask shields the front end from road grit and debris. An Authorized Mitsubishi Motors Dealer accessory (VR-4 model shown).

**3000 GT:  
Mainstream  
Avoidance  
Maneuver**





## An Intelligent Approach to Power With Purpose.

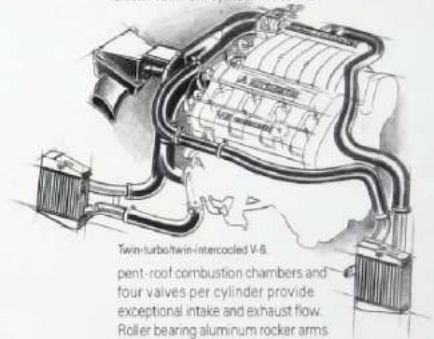
Nearly every aspect of the 3000GT's technical sophistication was developed to complement and enhance the unforgiving output of its potent V-6 power source. It is an engine specifically developed to muscle the 3000GT into the arena of exotic Super Car performance, while establishing a new standard in smooth, quiet and efficient operation.

Available turbocharged and inter-cooled with 300 horsepower, or normally-aspirated with 222 horsepower, the engine features a compact, heavily reinforced 60-degree iron block. Aluminum cylinder heads with

pent-roof combustion chambers and four valves per cylinder provide exceptional intake and exhaust flow. Roller bearing aluminum rocker arms actuated by dual overhead camshafts reduce friction, wear and noise, while hydraulic valve lash adjusters maintain precise valve clearance tolerances so critical to high-output, high-revving engines. Fuel is delivered in a rush via multi-point fuel injection.

In the VR-4 model, the air-fuel mixture is compressed by twin inter-cooled turbochargers under 97 psi of maximum boost. The result is a staggering output of 300 hp and 307 lbs-ft of torque, zero-to-60 acceleration in 5.6 seconds and a test track top speed of 160 mph.\*

Explosive test track performance is one matter; of course, and real world application, quite another. Which is why such considerable attention was paid to operational refinement during engine development. One example of this commitment to the details of engine civility is the powerplant's exhaust system.



Twin-turbo/twin-intercooled V-6.

Constructed of stainless steel, it is a low restriction/high flow design which enhances low speed throttle response and high rpm output, decreasing engine stress, especially under high boost conditions.

As a further enhancement, the VR-4 system features a unique dual mode Active Exhaust™ muffler designed to reduce noise levels in urban areas at engine speeds below 3000 rpm. Controlled by a switch on the instrument panel, a valve upstream of the main muffler is engaged to automatically decrease the size of the muffler intake ports, restricting exhaust flow and lowering muffler decibel levels. Once engine speed rises above 3000 rpm, the muffler automatically opens to allow unrestricted exhaust flow and a bristling ripple of horsepower.



Active exhaust dual-mode muffler.



## A Refined Execution of Comfort and Control.

The 3000GT VR-4 interior is a masterful blend of control, comfort and craftsmanship. An environment of intricate detail, exceptional convenience and high component quality.

Contoured front sport seats feature long cushion stroke for outstanding shock absorption. A seven-way adjustable driver seat features motorized height, tilt, lumbar and ribcage adjustments for exceptional support, comfort and individualized fit.

Climate control—heating, air conditioning and ventilation—is fully automatic; its operational status readily apparent at a glance.

Audio entertainment is supplied by a 100-watt electronically controlled AM stereo/FM stereo cassette with graphic equalizer and steering wheel remote access.

Power windows, door locks and sideview mirrors are standard, along with a center console/storage box, driver-side air bag supplemental restraint, and full function cruise control.

An AM stereo/FM stereo cassette with compact disc player is optional, as are leather trimmed front seats with matching vinyl seat backs and sides.

The 3000GT VR-4 interior is a command center of extraordinary



Center console with cup holder.

refinement and appointment, excellent fit and finish and an obvious commitment to the physical connection between car and driver. It is a spacious and subdued chamber of distinctive design and flawless execution. A large measure of subtlety and comfort, and an appropriate complement, to a Grand Touring sports car of such obvious intensity.



Seven-way adjustable driver seat.



## Information Central

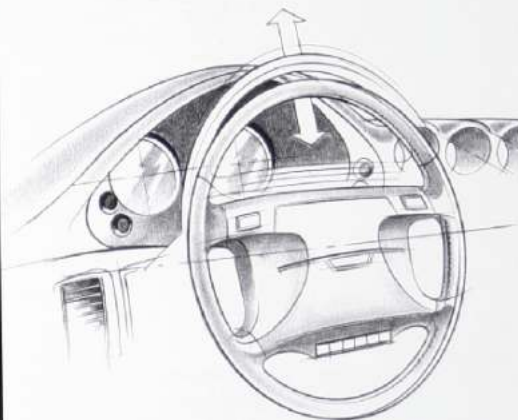
### Simplicity Perception Response

"Advanced technology made accessible," is precisely what Mitsubishi designers had in mind when they created the 3000GT cockpit. The focal point of a vast array of complex systems, it was deliberately designed with an eye toward functional simplicity.

The dashboard is deep and wide, integrating in a sweeping wraparound contour with the door panels. The instrument panel presents a full complement of white-on-black analog gauges with a noticeable lack of clutter. The thickly padded steering wheel is height adjustable, offering a clear view of the main console grouping of speedometer, tachometer and

warning lights. Positioned high and to the right, a three-gauge cluster for oil pressure, coolant temperature and voltmeter (turbo boost on VR-4) is seamlessly integrated and angled toward the driver.

It is a cockpit dedicated to awareness and response, with a design as pleasing to the sense of touch, as to sight. A friendly, efficient, logically arranged control center committed to the serious business of driving enjoyment.



Leather-wrapped height-adjustable steering wheel with supplemental restraint system.

## 1991 Technical Specifications

### 3000GT VR-4

<b>Engine</b>	
Type	60-degree V-6
Bore & Stroke (mm/in.)	81.1 x 76.0/3.19 x 2.99
Displacement (cc/in.)	2972/181
Compression ratio	8.0:1
Valve train	DOHC, four valves/cylinder
Induction type	Multi-point fuel injection, twin turbochargers/twin intercoolers
Horsepower @ rpm (SAE)	200 @ 6000
Torque @ rpm (SAE)	207 @ 2500

<b>Transmission</b>	
Type	5-speed Manual
Gear ratios (1)	
1st	3.091
2nd	1.739
3rd	1.303
4th	0.823
5th	0.659
Reverse	3.076
Final drive	2.888

<b>Drive system</b>	
Full-time all-wheel drive, selector w/gear center differential with viscous coupling slip limiter, viscous coupling limited slip rear differential	

<b>Suspension</b>	
Type	Four-wheel independent with electronically controlled three-stage shock absorbers
Front	Coil-over strut, stabilizer bar
Rear	Upper and lower control arms, trailing arms, toe-control link, coil springs, stabilizer bar

<b>Brakes</b>	
Type	Four-wheel vented discs, 4-piston aluminum front calipers with four-wheel anti-lock (ABS)
Diameter (mm/in.)	Front: 287.2/11.7 Rear: 284.5/11.2

<b>Steering</b>	
Type	Power-assist same-phase four-wheel steering
Ratio (1)	14:6
Turning Circle (m/ft)	11.4/37.4

<b>Wheels &amp; Tires</b>	
Size & type	8J-16 aluminum alloy, 225/55VR16 performance radial

<b>Exterior Dimensions (mm/in.)</b>	
Wheelbase	2470/97.2
Overall length	4565/180.5
Overall width	1840/72.4
Overall height	1285/50.6
Track	
Front	1560/61.4
Rear	1560/61.2

<b>Interior Dimensions (mm/in.)</b>	
Front head room	942/37.1
leg room	1123/44.2
Rear head room	886/34.1
leg room	724/28.5

<b>Weights and Capacities</b>	
Cargo volume (cu. ft.)	11.6
Interior volume (cu. ft.)	53.9
Fuel capacity (U.S. gal.)	76/18.8
Curb weight (kg/lb.)	1720/3791

### 3000GT SL:

<b>Engine</b>	
Type	60-degree V-6
Bore & Stroke (mm/in.)	91.1 x 76.0/3.59 x 2.99
Displacement (cc/in.)	2972/181
Compression ratio	10.0:1
Valve train	DOHC, four valves/cylinder
Induction type	Multi-point fuel injection
Horsepower @ rpm (SAE)	222 @ 6000
Torque @ rpm (SAE)	201 @ 4500

<b>Transmission</b>	
Type	5-speed Manual
Gear ratios (1)	
1st	3.090
2nd	1.833
3rd	1.217
4th	0.828
5th	0.641
Reverse	3.186
Final drive	4.153

<b>Drive system</b>	
Front-wheel drive	

<b>Suspension</b>	
Type	Four-wheel independent with electronically controlled three-stage shock absorbers
Front	Coil-over strut, stabilizer bar
Rear	Upper and lower control arms, trailing arms, coil springs, stabilizer bar

<b>Brakes</b>	
Type	Four-wheel vented discs, with four-wheel anti-lock (ABS)
Diameter (mm/in.)	Front: 276.9/10.9 Rear: 266.7/10.5

<b>Steering</b>	
Type	Power-assist rack-and-pinion
Ratio (1)	12:2
Turning Circle (m/ft)	11.4/37.4

<b>Wheels &amp; Tires</b>	
Size & type	8J-16 aluminum alloy, two styles available, 225/55VR16 performance radial

<b>Exterior Dimensions (mm/in.)</b>	
Wheelbase	2470/97.2
Overall length	4559/179.1
Overall width	1840/72.4
Overall height	1285/50.6
Track	
Front	1560/61.4
Rear	1560/61.2

<b>Interior Dimensions (mm/in.)</b>	
Front head room	942/37.1
leg room	1123/44.2
Rear head room	886/34.1
leg room	724/28.5

<b>Weights and Capacities</b>	
Cargo volume (cu. ft.)	11.6
Interior volume (cu. ft.)	53.9
Fuel capacity (U.S. gal.)	75/18.8
Curb weight (kg/lb.)	1520/3350 (6M) 1560/3430 (4A)

### 3000GT:

<b>Engine</b>	
Type	60-degree V-6
Bore & Stroke (mm/in.)	81.1 x 76.0/3.19 x 2.99
Displacement (cc/in.)	2972/181
Compression ratio	10.0:1
Valve train	DOHC, four valves/cylinder
Induction type	Multi-point fuel injection
Horsepower @ rpm (SAE)	222 @ 6000
Torque @ rpm (SAE)	201 @ 4500

<b>Transmission</b>	
Type	5-speed Manual
Gear ratios (1)	
1st	3.090
2nd	1.833
3rd	1.217
4th	0.828
5th	0.641
Reverse	3.186
Final drive	4.153

<b>Drive system</b>	
Front-wheel drive	

<b>Suspension</b>	
Type	Four-wheel independent suspension system
Front	Coil-over strut, stabilizer bar
Rear	Upper and lower control arms, trailing arms, coil springs, stabilizer bar

<b>Brakes</b>	
Type	Four-wheel vented discs, with optional four-wheel anti-lock (ABS)
Diameter (mm/in.)	Front: 276.9/10.9 Rear: 266.7/10.5

<b>Steering</b>	
Type	Power-assist rack-and-pinion
Ratio (1)	10:2
Turning Circle (m/ft)	11.4/37.4

<b>Wheels &amp; Tires</b>	
Size & type	8J-16 aluminum alloy, two styles available, 225/55VR16 performance radial

<b>Exterior Dimensions (mm/in.)</b>	
Wheelbase	2470/97.2
Overall length	4559/179.1
Overall width	1840/72.4
Overall height	1285/50.6
Track	
Front	1560/61.4
Rear	1560/61.2

<b>Interior Dimensions (mm/in.)</b>	
Front head room	942/37.1
leg room	1123/44.2
Rear head room	886/34.1
leg room	724/28.5

<b>Weights and Capacities</b>	
Cargo volume (cu. ft.)	11.6
Interior volume (cu. ft.)	53.9
Fuel capacity (U.S. gal.)	75/18.8
Curb weight (kg/lb.)	1455/3207 (6M) 1495/3295 (4A)

### Limited Warranties

Mitsubishi's confidence in the quality, craftsmanship and reliability of the 1991 3000GT is reflected by these comprehensive warranties.

- Three-year/36,000-mile New-Car Limited Warranty
- Five-year/60,000-mile Powertrain Limited Warranty
- Seven-year/100,000-mile Anti-Corrosion Perforation Limited Warranty


For complete details on these limited warranties, see your Mitsubishi Motors dealer.

### Diamond Care™

Diamond Care is a Mitsubishi Motors exclusive which ensures your new Mitsubishi car or truck receives a full tank of gas and is thoroughly prepared, inspected, and explained prior to delivery. After delivery, a toll-free number brings 24-hour road service. And after the first 1000 miles, you are invited back for a free inspection.




F1 Blue (M)



Jamaica Blue (H)




Monza Red



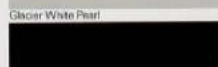
Morocco Red Pearl



Narrow Beige (M)



Glacier White Pearl



Sable Black

All colors shown are available on all models. (M) Metallic.

## 1991 Features and Options

	3000GT VR-4	3000GT SL	3000GT
<b>Exterior</b>			
Color-keyed rear spoiler	\$	0	\$
Active Aero System™ retractable front air dam	\$	NA	\$
Motorized rear spoiler	\$	\$	\$
Retractable halogen headlamps	\$	\$	\$
Integrated passing lamps	\$	\$	\$
Projector type fog lamps	\$	\$	\$
Dual power remote sideview mirrors	\$	\$	\$
<b>Interior</b>			
Power windows, driver-side auto-down	\$	\$	\$
Power door locks	\$	\$	\$
Detachable sliding cargo cover	\$	\$	\$
Digital quartz clock	\$	\$	\$
Tachometer	\$	\$	\$
Coolant temperature, oil pressure & fuel level gauges	\$	\$	\$
Voltmeter	NA	\$	NA
Turbo boost gauge	\$	\$	\$
Driver-side air bag	\$	\$	\$
Front/rear three-point ELR belts	\$	\$	\$
Six-way adjustable driver seat	NA	NA	NA
Seven-way adjustable driver seat with four-way power adjustment	\$	\$	\$
Spk fold down rear bucket seats	\$	\$	\$
Leather-wrapped manual transmission knob	\$	\$	\$
Leather-wrapped tilt steering wheel	\$	\$	\$
Cut pile floor carpeting	\$	\$	\$
Cargo area full carpeting	\$	\$	\$
<b>Warning lights:</b>			
Seatbelts, brakes, low oil pressure, low fuel, low washer fluid, door/hatch ajar	\$	\$	\$
Center console with storage and cupholder	\$	\$	\$
Leather-trimmed front seats w/matching vinyl seat backs and sides	0	0	0
<b>Functional/Mechanical</b>			
Automatic power antenna	\$	\$	\$
Rear window defroster with timer	\$	\$	\$
Rear variable intermittent wiper/washer	\$	\$	\$
Automatic climate control, integrated air conditioning with economy mode	\$	\$	\$
Air conditioning with economy mode	NA	NA	NA
Bi-level defroster/heater w/adjustable fan speed	\$	\$	\$
Cruise control, full function	\$	\$	\$
ETR AM/FM stereo cassette, four speakers	NA	NA	NA
ETR AM stereo/FM stereo cassette, graphic equalizer, six speakers	\$	\$	\$
ETR AM stereo/FM stereo cassette with compact disc player and six speakers	\$	\$	\$
Steering wheel remote radio controls	0	0	0
ETACS-IV™ Electronic Time and Alarm Control System, includes: variable speed intermittent wipers, lock to pass, anti-theft system (if equipped), fade-out dome lamps, ignition key lock-out (with power door locks), belt warning timer, rear window defogger timer, 30-second delay power window (if equipped)	\$	\$	\$
Outside mirror defroster	\$	\$	\$
Side window defoggers	\$	\$	\$
Theft protection device	\$	\$	\$
Active Exhaust™ dual mode muffler	\$	NA	\$

NOTE: EPA figures not available at the time of this printing. See your Mitsubishi/Motors Dealer for mileage figures. Technical data, features, options shown in this catalog are based on the latest information available at the time of printing and are subject to change without notice. Some vehicles are shown with optional equipment. For further information on the additional options and accessories, contact your Mitsubishi Motors dealer. All vehicles with specific features may vary. Headlight, parking lamp, and fog light on vehicles equipped with suspension systems only. Like in U.S.A. © 1990 Mitsubishi Motors Sales of America, Inc.



**MITSUBISHI**   
The word is getting around.

