

2009

ECLIPSE

COUPE/SPYDER





Eclipse GT Coupe and Spyder with optional equipment and accessories.

Your best drives are ahead of you.

IN THE RIGHT CAR, INSPIRATION IS ALWAYS JUST AROUND THE BEND. BEHOLD THE SLEEK 2009 MITSUBISHI ECLIPSE. WITH ITS SMART HANDLING AND SWIFT ACCELERATION, EVEN A SIMPLE ERRAND CAN BE DOWNRIGHT EXHILARATING. AND NO WONDER, ECLIPSE IS THE VERY EMBODIMENT OF OUR LONG AND LEGENDARY RACING HERITAGE. SO WHETHER YOU FIND YOURSELF IN THE SHAPELY COUPE OR THE SUN-DRENCHED SPYDER, IT'S NICE TO KNOW YOUR FAVORITE MOTORING MEMORIES ARE YET TO COME.



HID HEADLAMPS



18-INCH MACHINE-FINISH ALLOY WHEELS



LARGE WING SPOILER



MITSUBISHICARS.COM



Eclipse GS Coupe and GT Spyder with optional equipment.



This'll put lead in your foot.

WHEN NOTHING BUT SHEER ACCELERATION WILL DO, ECLIPSE DELIVERS WITH TWO SUPER-EFFICIENT ENGINES. GS IS EQUIPPED WITH A THRIFTY 2.4-LITER 4-CYLINDER, AND GT OFFERS A STRONG 3.8-LITER V6. TO HARNESS THIS POWER, GS EMPLOYS A SMOOTH 4-SPEED SPORTTRONIC® AUTOMATIC TRANSMISSION OR A QUICK-SHIFTING 5-SPEED MANUAL, WHILE THE V6 GT BOASTS EITHER A 5-SPEED SPORTTRONIC® AUTOMATIC OR A 6-SPEED MANUAL. DID SOMEBODY SAY, "STEP ON IT"?




MIVEC ENGINES

In the past, engines had valve timing designed for either better low-speed torque or more high-speed horsepower, but not both. With Mitsubishi Innovative Valve-timing Electronic Control (MIVEC) electronically controlling valve timing, both Eclipse engines rise above that compromise.



PICK YOUR SHIFTER


Both Eclipse GS and GT offer a choice of a confident, quick-shifting manual transmission or a smooth automatic. Gated Sportronic® shifters give the driver command over the automatic's shift modes, while advanced INVECS-II tailors its response to your driving habits, anticipating your next move. Both make for a better driving experience - and a more efficient one.

 MITSUBISHICARS.COM



And to think facing a corner used to be punishment.

IT'S HIGH TIME YOU GOT WHAT'S COMING TO YOU, AND WE'RE JUST THE ONES TO DELIVER IT: AN EXHILARATING DRIVE. THE RESULT OF YEARS OF MOTORSPORTS COMPETITION, ECLIPSE'S RIGID UNIBODY CONSTRUCTION AND SPORT-TUNED SUSPENSION GIVE IT INCREDIBLY STABLE, CONFIDENT HANDLING, WHILE MAINTAINING CIVILIZED ROAD MANNERS. NOW LET THAT BE A LESSON TO YOU.



4-WHEEL INDEPENDENT SUSPENSION

Eclipse's suspension was developed with performance driving in mind. Independent movement in front and rear helps keep the wheels, and your Eclipse, going where you want it to go.



Eclipse GT Coupe with optional equipment and accessories.



LIGHTWEIGHT ALLOY WHEELS

Every Eclipse comes with strong, lightweight alloy wheels. High-performance 17- and 18-inch tires lend satisfying road stability, as well as impressive looks.



SPORTS-TUNED HANDLING

Eclipse Coupe and Spyder are built on a rigid foundation that helps keep the relationship between the wheels and the road precise. This gives Eclipse impressive grip and helps keep jarring bumps and potholes out of the passenger compartment.



Passive aggressive.

DON'T BE FOOLED BY THIS PLUSH INTERIOR - IT HAS ITS POWERFUL SIDE TOO. TAKE THE AUDIO SYSTEM FOR EXAMPLE. ROCKFORD FOSGATE® DEVELOPED TWO IMPRESSIVE SYSTEMS ESPECIALLY FOR ECLIPSE. IN BOTH THE COUPE AND THE SPYDER, EACH SYSTEM IS TUNED TO THE BODYSHELL, THE INTERIOR AND TO THE LISTENING ENVIRONMENT FOR THE BEST POSSIBLE FIDELITY.



The available Rockford Fosgate® performance audio system includes SIRIUS® Satellite Radio* with six months of pre-paid service. Featuring more than 130 channels of programming, including 61 commercial-free music channels, your listening experience will be as satisfying as the drive itself.

*©SIRIUS Satellite Radio Inc. 'SIRIUS,' the SIRIUS dog logo and related marks are trademarks of SIRIUS Satellite Radio, Inc.



Eclipse can be equipped with a Rockford Fosgate® 9-speaker performance audio system that combines 650 watts of peak output, an MP3-compatible in-dash 6-CD changer, PUNCH® audio dynamics, programmable audio profiles and controls on the back of the steering wheel. Automatic sound compensation automatically adjusts volume and equalizer levels based on vehicle speed.



STYLISH DETAILS

Inside Eclipse, tasteful appointments surround you. From the silver finish door handles to the available aluminum sport pedals, aluminum scuff plates and Terra Cotta leather interior, you'll find an ever-present attention to detail.

Lower the top and elevate your mood.

IT'S CURIOUS, REALLY, BUT IT SEEMS NOTHING WILL LIFT YOUR SPIRITS MORE READILY THAN MAKING THE ROOF OF YOUR CAR DISAPPEAR. AND WITH THE EXCITING ECLIPSE SPYDER, THAT CAN BE ACCOMPLISHED IN A SNAP. THEN AGAIN, THIS IS NO ORDINARY CONVERTIBLE. WHEN THE ROOF FOLDS AWAY, IT IS AUTOMATICALLY COVERED BY A HANDSOME HARD-SHELL TONNEAU COVER OFFERING A SLEEK AND QUIET OPEN-AIR MOTORING EXPERIENCE. IT MAY WELL BE THE ULTIMATE ATTITUDE ADJUSTMENT.

OPEN




LESS THAN 20 SECONDS TO OPEN

Eclipse Spyder comes with a high-quality, multi-layer cloth top that keeps the interior quiet. But the real story is the speed at which open-top motoring can be yours. From the push of the button to sunny skies is less than 20 seconds. Simply amazing.



STANDARD ROCKFORD FOSGATE® AUDIO SYSTEM

Eclipse Spyder includes extra standard equipment designed to enhance the open-air driving experience, like the standard 650-watt Rockford Fosgate® performance audio system with 8-inch subwoofer in the rear seat area.

 MITSUBISHICARS.COM



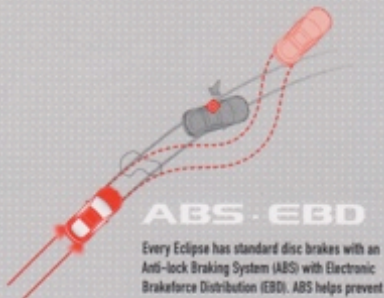
Eclipse GT Spyder with optional equipment and accessories.



Eclipse GT Coupe with optional equipment.

We're very protective of our owners.

TOP TO BOTTOM, ECLIPSE WAS ENGINEERED WITH SAFETY IN MIND. IT'S BUILT WITH A RIGID BODY THAT FEATURES REINFORCEMENTS AT KEY POINTS AND ENERGY-ABSORBING CRUMPLE ZONES. STILL, THE BEST WAY TO ENSURE YOUR SAFETY IN AN EMERGENCY IS TO AVOID A COLLISION ALTOGETHER. THAT'S WHY WE GAVE ECLIPSE ADVANCED SYSTEMS LIKE TRACTION CONTROL LOGIC (TCL) AND ACTIVE STABILITY CONTROL (ASC). AFTER ALL, WHEN IT COMES TO ACCIDENTS, IT'S BEST YOU NOT GET INVOLVED.



ABS · EBD

Every Eclipse has standard disc brakes with an Anti-lock Braking System (ABS) with Electronic Brakeforce Distribution (EBD). ABS helps prevent individual wheels from locking up during hard braking, while EBD electronically adjusts braking force between front and rear.



EXTENSIVE AIRBAG PROTECTION

For times when a collision is unavoidable, Eclipse Coupe protects its front-seat passengers with a total of six standard airbags, including advanced front airbags, seat-mounted side-impact airbags and roof-mounted side curtain airbags for front-seat occupants. Eclipse Spyder comes standard with advanced front airbags and seat-mounted side-impact airbags to help protect the head and thorax of front-seat occupants.

*Airbags are part of a Supplemental Restraint System (SRS). To decrease the risk of injury from a deploying airbag, always wear your seat belt, sit upright in the middle of the seat, and do not lean against the door. Always place children 12 and under in the rear seat and use appropriate child restraints. Never place a rear-facing infant restraint in the front seat. See your Owner's Manual and instructions provided with your child restraint for additional information.



TCL · ASC

Eclipse GT features Mitsubishi's high tech Traction Control Logic (TCL) system, which modulates the throttle and brakes to provide more sure-footed acceleration. Standard Active Stability Control (ASC) helps keep the car on the driver's intended path, even during unexpected braking and turning maneuvers on unpredictable surfaces.



Eclipse GT Coupe with optional equipment and GT Spyder with optional equipment and accessories.

SPECIFICATIONS

POWER

ENGINE

Engine Type	GS: GT:	2.4-liter (2,378 cc) inline-4, cast-iron block and aluminum head 3.8-liter (3,828 cc) V6, cast-iron block and aluminum head with red valve cover
Valvetrain	GS: GT:	SOHC 16-valve with Mitsubishi Innovative Valve-timing Electronic Control (MIVEC) SOHC 24-valve MIVEC V6
Horsepower / Torque	GS: GT:	162 hp @ 6,000 rpm / 162 lb-ft @ 4,000 rpm 265 hp @ 5,750 rpm / 262 lb-ft @ 4,500 rpm
EPA-Estimated City / Highway Fuel Economy ¹	GS COUPE: GS SPYDER: GT:	MT: 20/28 mpg AT: 20/26 mpg MT/AT: 19/26 mpg MT: 16/25 mpg AT: 16/24 mpg
Recommended Fuel	GS: GT:	Regular unleaded Premium unleaded

TRANSMISSION

Transmission Type	GS:	MT: 5-speed manual AT: 4-speed Sportronic® with INVECS-II adaptive shift control system
	GT:	MT: 6-speed manual with reverse lockout AT: 5-speed Sportronic® with INVECS-II adaptive shift control system

HANDLING

SUSPENSION

Front	ALL:	MacPherson-strut with stabilizer bar
Rear	ALL:	Independent low-mount multi-link with coil-over shock absorbers and stabilizer bar

STEERING

Type	ALL:	Low-mount rack-and-pinion with power assist
Turning Circle	ALL:	40.0 ft curb to curb

BRAKES

Front / Rear	GS: GT:	11.6 in ventilated disc / 10.3 in solid disc 11.6 in ventilated disc / 11.2 in ventilated disc
Control System	ALL:	4-channel Anti-lock Braking System (ABS) with Electronic Brakeforce Distribution (EBD)

WHEELS AND TIRES

Wheels / Tires	GS: GT:	17x7.5 in 5-spoke alloy, P225/50R17 18x8 in 10-spoke alloy, P235/45R18
----------------	------------	---

DIMENSIONS

EXTERIOR

Wheelbase	101.4 in
Length	180.4 in
Width	72.2 in
Height	GS COUPE: 53.5 in GS SPYDER: 54.4 in GT COUPE: 53.8 in GT SPYDER: 54.7 in
Track Width	Front: 61.8 in Rear: 61.8 in

WEIGHT AND CAPACITY

Curb Weight	GS COUPE:	MT: 3,263 lbs AT: 3,296 lbs
	GS SPYDER:	MT: 3,477 lbs AT: 3,510 lbs
	GT COUPE:	MT: 3,479 lbs AT: 3,545 lbs
	GT SPYDER:	MT: 3,688 lbs AT: 3,754 lbs
	Fuel Tank Capacity	17.7 gal

INTERIOR

Head Room	COUPE: Front: 38.5 in (37.5 in w/sunroof) Rear: 34.6 in SPYDER: Front: 39.6 in Rear: 35.7 in
Shoulder Room	COUPE: Front: 54.2 in Rear: 51.2 in SPYDER: Front: 54.2 in Rear: 40.0 in
Hip Room	COUPE: Front: 53.7 in Rear: 44.4 in SPYDER: Front: 53.7 in Rear: 40.3 in
Leg Room	COUPE: Front: 42.8 in Rear: 29.2 in SPYDER: Front: 42.8 in Rear: 27.7 in
Interior Volume	COUPE: 97.3 cu ft (95.9 cu ft w/sunroof) SPYDER: 81.3 cu ft
Passenger Volume	COUPE: 81.6 cu ft (80.2 cu ft w/sunroof) SPYDER: 76.1 cu ft
Cargo Volume	COUPE: 15.7 cu ft SPYDER: 5.2 cu ft

¹EPA estimates are to be used as a standardized comparison with other vehicles. Your actual mileage will vary depending on how you drive and maintain your vehicle.

EQUIPMENT

Two Body Only

6S 6T

PERFORMANCE

- S - 2.4-liter SOHC 16-valve MIVEC engine
- S 3.8-liter SOHC 24-valve MIVEC V6
- S - 5-speed manual transmission
- S 6-speed manual transmission with reverse lockout
- 0 - 4-speed Sportronic® automatic with INVECS-II
- 0 5-speed Sportronic® automatic with INVECS-II
- S² Front strut tower bar
- S - 17-inch 5-spoke alloy wheels
- S 18-inch 10-spoke alloy wheels

EXTERIOR

- S High-Intensity Discharge (HID) projector-type headlamps
- S 2-tone color-keyed bumpers
- S S Black upper and lower front grille
- S Dual exhaust outlets with polished exhaust finishers
- S² Large rear spoiler with integrated LED brake light

INTERIOR

- S S Soft-touch wave-form cockpit with dash pad and door inserts color-keyed to seats
- S S Ice blue LED illumination of instruments and controls, including spotlighting of climate controls
- S S Black and silver speedometer, tachometer, fuel gauge and temperature gauge with lighted red needles
- S - High-mount center LCD audio display with clock
- P S High-mount center LCD audio display with clock, outside temperature and digital compass
- S S Tilt steering column
- S S Cruise control
- S S Sport-wrapped steering wheel
- S S Leather-wrapped shift knob
- S S Sport front seats with integrated head rests
- S S 4-way adjustable driver's seat with manual adjustable lumbar support
- S S 4-way adjustable front passenger's seat
- S³ S³ Dual contoured rear seats with 50/50 folding seat backs
- S S Sport interior fabric
- S S Sunvisors with lighted vanity mirrors
- S S Day-night rear view mirror with dual map reading lights
- S S Front center console with covered dual cup holders
- A P Folding snap-in mesh wind deflector (Spyder only)

SAFETY AND SECURITY

- S S Unibody construction with front and rear crumple zones
- S S Tubular steel side-guard door beams
- S S Dual advanced front airbags with seat position and occupant sensors⁴
- S³ S³ Front seat-mounted side airbags⁴
- S² S² Front seat-mounted head / thorax side-impact airbags⁴
- S³ S³ Roof-mounted curtain airbags⁴
- S S 3-point front seat belts with pretensioners and force limiters
- S³ S³ Height-adjustable front shoulder belts
- S S 3-point rear seat belts
- S S Lower Anchors and Tethers for Children (LATCH) system; lower anchors only on Spyder
- S S Tire Pressure Monitoring System (TPMS)
- S S ABS with Electronic Brakeforce Distribution (EBD)
- S Active Stability Control (ASC)

6S 6T

SAFETY AND SECURITY (CONT.)

- S Traction Control Logic (TCL) system with driver-selectable shutoff switch
- S S Theft-deterrent alarm system
- S² S² Emergency inside trunk release

COMFORT AND CONVENIENCE

- S S Manual air conditioning with chrome-trimmed dials
- S S Power front side windows with auto-down driver's window
- S² S² Power rear side windows, linked to front windows
- S S Power door locks with selective unlocking
- S S Remote keyless entry

AUDIO AND TECHNOLOGY

- S³ S³ 140-watt (maximum) Mitsubishi CD/MP3 audio system with six speakers
- S² S² 650-watt (maximum) Rockford Fosgate® 6-CD/MP3 audio system, nine speakers (including a 10-inch subwoofer in cargo area (Coupe) or an 8-inch subwoofer in the rear seat area (Spyder)), Digital Signal Processor (DSP) and PUNCH® audio dynamics
- S² S² SIRIUS® Satellite Radio with six months' pre-paid subscription
- S² S² Automatic adjustment of audio volume and sound equalization to driving speed and soft-top position
- S² S² Steering wheel-mounted audio controls

OPTIONS

- 0 - **Deluxe Leather Package** (6S Spyder only): Leather front seating surfaces; heated front seats; heated side view mirrors; high-mount LCD audio display with clock, outside temperature and compass; aluminum sport pedals
- 0 0 **Sun & Sound Package** (Coupe only): Power sunroof; auto-dimming rear view mirror; 650-watt (maximum) Rockford Fosgate® 6-CD/MP3 audio system, nine speakers (including trunk-mounted 10-inch dual-voice coil subwoofer), Digital Signal Processor (DSP) and PUNCH® audio dynamics; SIRIUS® Satellite Radio with six months' pre-paid subscription; steering wheel-mounted audio controls; high-mount LCD audio display with clock, outside temperature and compass (6S); rear cargo shelf and rear window wiper (6S); aluminum sport pedals (6S)
- 0 **Premium Sport Package**: 18-inch 10-spoke machine-finish alloy wheels; leather front seating surfaces; 6-way power driver's seat; heated front seats; heated side view mirrors; automatic climate control; aluminum sport pedals; aluminum scuff plates; power sunroof (Coupe); auto-dimming rear view mirror (Coupe); 650-watt (maximum) Rockford Fosgate® 6-CD/MP3 audio system, nine speakers, Digital Signal Processor (DSP), and PUNCH® audio dynamics; SIRIUS® Satellite Radio with six months' pre-paid subscription; steering wheel-mounted audio controls; Spyder adds: folding snap-in mesh wind deflector
- 0 0 **Accessory Sport Aero Kit**: Color-keyed front airdam, side sill extensions and rear corner airdams
- 0 0 **Accessory Appearance Package**: Alloy fuel door; wheel locks; sport front floor mats; Coupe adds: cargo net and cargo mat

S = Standard P = Available in package O = Option
A = Accessory - = Not available

²Standard on Eclipse Spyder only. ³Standard on Eclipse Coupe only. ⁴Airbags are part of a Supplemental Restraint System (SRS). To decrease the risk of injury from a deploying airbag, always wear your seat belt, sit upright in the middle of the seat, and do not lean against the door. Always place children 12 and under in the rear seat and use appropriate child restraints. Never place a rear-facing infant restraint in the front seat. See your Owner's Manual and instructions provided with your child restraint for additional information.

BUILD YOUR OWN



ECLIPSE COUPE | SPYDER **GT**



ECLIPSE COUPE | SPYDER **GS**



Log on to our Web site and browse our full lineup of new vehicles, get manufacturer's suggested retail price and customer rebate information, and "build" the Mitsubishi that's right for you. The site can help you locate your nearest dealer – or even have a dealer contact you. It's all at:

MITSUBISHICARS.COM



COLORS



QUICK SILVER PEARL / CHARCOAL OR GRAY INTERIOR



SUNSET PEARLESCENT / CHARCOAL OR TERRA COTTA¹ INTERIOR



MAIZEN BLUE PEARL / CHARCOAL INTERIOR



RAVE RED PEARL / CHARCOAL INTERIOR



SATIN MEISAI GRAY PEARL / CHARCOAL OR GRAY INTERIOR



NORTHSTAR WHITE / CHARCOAL INTERIOR



SOLAR / CHARCOAL INTERIOR



KALAPANA BLACK / CHARCOAL OR GRAY INTERIOR

SPYDER TOPS



GRAY CLOTH TOP
GRAY INTERIOR



BLACK CLOTH TOP
CHARCOAL OR TERRA COTTA¹
INTERIOR

ACCESSORIES

Eclipse's available accessories let you make it your own. Plus, when you buy Mitsubishi Genuine Accessories, you know they'll fit right and work right. The following accessories are available from your Mitsubishi Retailer:

- Sport aero kit
- Fog lights
- Mudguards
- License plate frame
- Wheel locks
- Alloy fuel door
- Spyder wind deflector
- Sunroof wind deflector
- Rear wing spoiler
- Exhaust finisher
- Car cover
- Cabin air filter
- iPod[®] adapter²
- MP3/iPod[®] cable³
- Ash cup
- Cigar lighter
- All-weather floor mats
- Sport carpet floor mats
- Cargo cover
- Cargo net
- Cargo organizer
- Cargo floor mat



ALLOY FUEL DOOR



FOG LIGHTS



REAR WING SPOILER

**GOT YOU COVERED
WARRANTY**

10 YEAR / 100,000 MILE
POWERTRAIN

7 YEAR / 100,000 MILE
ANTI-CORROSION/PERFORATION

5 YEAR / 60,000 MILE
BUMPER-TO-BUMPER

5 YEAR / UNLIMITED MILE
ROADSIDE ASSISTANCE

¹Available on GT with Premium Sport Package only. ²Available on Spyder with Deluxe Leather Package only. ³iPod is a registered trademark of Apple Computer, Inc.

Technical data, equipment and options shown are based on the latest information available at the time of printing and are subject to change without notice. Colors may vary due to the printing process. Exterior and interior lights on vehicles shown may be illuminated for illustration purposes only. Vehicles are shown with optional equipment. Not all equipment is available on every model. For complete details about equipment configuration and Mitsubishi Genuine Accessories, please contact your Mitsubishi Retailer. 10-year / 100,000-mile powertrain warranty is non-transferable. See Mitsubishi Retailer for Limited Warranty and Roadside Assistance terms and conditions.

©2008 Mitsubishi Motors North America, Inc., 6400 Katella Ave., Cypress, CA 90630-0064 mitsubishicars.com 1-888-MITSU2009

♻️ Litho in U.S.A. on recycled paper.

90 YEARS OF ENGINEERING EVOLUTION

1917

1970

1980

1990

2007



For 90 years, Mitsubishi has redefined the limits of technology. From the 1917 Mitsubishi Model A – Japan's first production car – to the 2008 Lancer Evolution, every vehicle has been ahead of its time. Our history is also the history of winning, from road racing to the grueling 2007 Dakar Rally. With a commitment to innovation and a passion for driving like ours, it's not hard to see where the Mitsubishi vehicles of today (and tomorrow) get their outstanding safety, durability and performance.

- 1917 Mitsubishi introduces Japan's first mass-production passenger car – the Model A
- 1936 Mitsubishi introduces Japan's first production 4WD passenger car – the PX33
- 1962 Mitsubishi 500 wins the Macau Grand Prix in the under-750cc class
- 1970 Galant GTO features the first 4G-series engine block

- 1974 Mitsubishi sweeps the East African Safari Rally with 1st, 2nd and 3rd places
- 1976 Mitsubishi develops world's first Silent Shaft engine technology
- 1982 Tredia, Cordia and Starion become the first Mitsubishi cars to be sold in the U.S.
- 1985 Montero/Pajero wins its first Dakar Rally
- 1989 Galant VR-4 recognized by *Motor Trend* as "Import Car of the Year"

- 1990 1st-generation Eclipse launched in the U.S.
- 1992 INVECS (adaptive shift control) named "Technology of the Year"
- 1996 Mitsubishi wins first of four consecutive World Rally Driver's Championships
- 2007 Mitsubishi wins its 7th consecutive Dakar Rally, marking 12 wins overall

ECLIPSE
COUPE AND SPYDER

LANCER / LANCER EVOLUTION / GALANT
SPORT SEDANS

OUTLANDER / ENDEAVOR
SUV'S

RAIDER
PICKUP

MITSUBISHICARS.COM
1.888.MITSU2009

NATLBRO-09-001

