

OUTLANDER




'03



MITSUBISHI
MOTORS





Your life evolves. Wouldn't it be nice if your car evolved too? Presenting the Outlander. A stylish new generation of SUV that uncovers the link between a vehicle that fits into your life and one that fits into your garage. The 2003 Outlander. So advanced, if it didn't have wheels, you'd get the feeling it would be walking upright.


Not all features standard on every Outlander model. See specifications for details on optional equipment and accessories.

STYLING

Downtown, uptown, out of town. The new Outlander gets you where you want to go. But with its distinctive lines erupting in its chiseled front end, don't expect to do it anonymously. The 16" alloy wheels, accenting roof rails and one-touch sunroof will see to that. Tinted privacy glass will try its best to keep you inconspicuous, but the Outlander's aggressive styling has a way of suggesting that any efforts to divert attention will probably be moot.

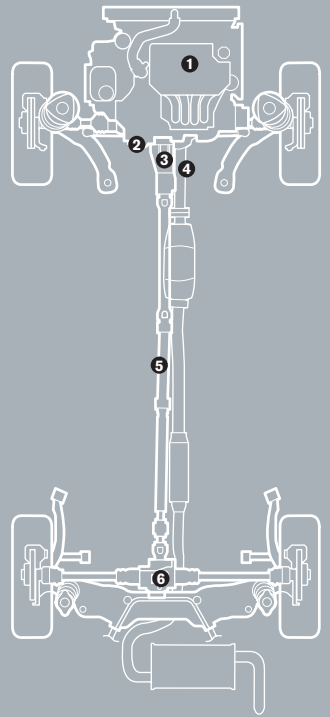
mitsubishicars.com/styling

Not all features standard on every Outlander model. See specifications for details on optional equipment and accessories.





**IF YOU'VE
JUST BOUGHT
ANOTHER SUV
FIND THE RECEIPT**



No, the roads haven't been repaved. That smooth driving is thanks to the Outlander's full-time all-wheel drive. In fact, if we didn't tell you it existed, you may not even know it was there. But rest assured, when encountering everyday hazards like wet roads, spots of gravel, or patches of ice, the AWD system is working to help erase any evidence of their existence.

The key word is traction. If the front tires aren't pulling their weight, the back tires will automatically come charging to the rescue. Kinda sweet, isn't it? Almost as sweet as the handling that goes along with having that increased traction. And if you aren't comfortably nestled in your seat at the time of ignition, you certainly will be after you step on the gas. So you see, all-wheel drive not only helps keep you safe, but cozy as well.

PERFORMANCE

With all-wheel drive automatically distributing the power from the torquey 2.4-liter, 140-hp engine to your wheels – you'll have the traction and control of all four tires waiting on you hand and foot. Especially when you crack the whip on the sporty 4-cylinder, multi-valve engine with Mitsubishi's 4-speed Sportronic™ transmission. Its clutchless shifting allows you to take advantage of what gear you want to be in – and when. Just tap up or down on the shifter and you'll find yourself gliding through the gears as smoothly as this vehicle rides. With 4-wheel independent suspension and front and rear stabilizer bars, the Outlander is designed to stay solid, even when what you're driving on isn't.

mitsubishicars.com/performance

Not all features standard on every Outlander model. See specifications for details on optional equipment and accessories.



- 1 2.4L engine 2 Front differential – allows opposing wheels to rotate at different rates when cornering
- 3 Center differential – facilitates uneven torque split between front and rear axles 4 Viscous Coupling Unit – a low-maintenance alternative to gear sets; uses the principles of fluid mechanics to transfer energy
- 5 Main drive shaft – delivers power to the rear axle 6 Rear differential – same assignment as the front differential



**YOU MIGHT
EXPECT AN USHER**




COMFORT

Finally an SUV has found a way to make you feel like you're above traffic without requiring you to scale a firepole to get there. However, offering leather-trimmed interior, heated front seats and a 140W in-dash CD system, the Outlander would be well worth the climb. In fact, with cruise control and AC at your fingertips, we may have made it too hard to get out. And if it's true that power corrupts, when you add up the power door locks, windows, sideview mirrors, and keyless entry, you might find yourself resisting the urge to run for office.

mitsubishicars.com/comfort

Not all features standard on every Outlander model. See specifications for details on optional equipment and accessories.



Not all features standard on every Outlander model. See specifications for details on optional equipment and accessories.

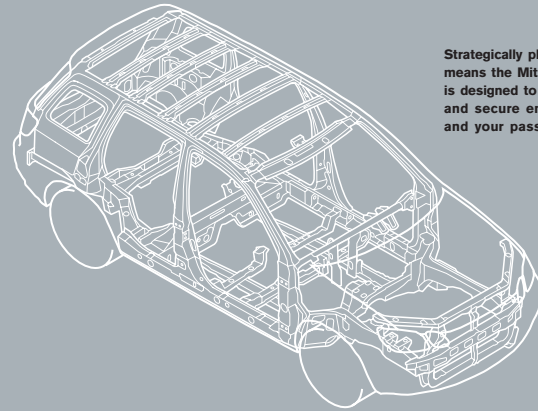


CONVENIENCE

If life is in the details, welcome to the fountain of youth. All the nooks and even a few crannies in the Outlander have been designed and decorated to turn the interior into a serious conversation-starter. From the industrial metallic highlights to the retro-styled analog clock and disappearing air vents, nothing is what you expect, yet everything is as it should be. And while looks matter, it's the little things like an auto-dimming mirror with compass and temperature display that make you want to add our designers to your Christmas list.

The Outlander isn't just a big door to a little room. The fold-flat 60/40 reclining rear seats, in-floor storage compartments and stowaway cargo cover make sure of it. In fact, with these convenient items adding to the already spacious room, you may start to wonder why you have an apartment.





Strategically placed reinforcements means the Mitsubishi RISE chassis is designed to help provide a safe and secure environment for you and your passengers.

SAFETY

The Outlander's safety features help to make sure the Mitsubishi RISE chassis and available side air bags never need to do their job. Nonetheless, in an unfortunate event, you can take comfort in knowing that they're there. Designed to help offer greater protection in a side collision, the RISE chassis is reinforced with steel side-impact door beams and energy-absorbing crumple zones. Basically, it helps keep everything in this vehicle where it should be. And with the LATCH child seat system and standard 3-point safety belts,* that includes occupants too.

mitsubishicars.com/safety

Not all features standard on every Outlander model. See specifications for details on optional equipment and accessories.
*Always place an infant in a rear-facing infant seat in the rear seat. Always transport children 1 to 12 years old in the rear seat and use appropriate child restraints. Always buckle your safety belt. Keep 10" between the center of the front air bag cover and your breastbone. Sit well back and upright without leaning against the window or door.





FEATURES LIKE THESE OUGHT TO BE WRAPPED.

IT'S THE EXTRAS THAT COME STANDARD ON ALL '03 MITSUBISHI SUVs.

- Dual front air bags¹
- Adjustable front safety belt anchors
- Steel door beams
- Child safety locks
- Lower and upper anchors for child seats
- Rear window defroster
- Automatic transmission + adaptive shift control
- Stainless steel exhaust system
- Air conditioning
- Power windows
- Power door locks
- Power sideview mirrors
- Power-assisted steering
- Adjustable steering column
- Rear window wiper/washer
- Cargo tie-down hooks

OPTIONAL EQUIPMENT

CONVENIENCE PACKAGE for LS

- Satin-finish roof rails
- Remote keyless entry
- Stowable cargo cover
- Floor mats

APPEARANCE PACKAGE for LS

- 16" alloy wheels
- Rear privacy glass

SUN & SOUND PACKAGE for XLS

- One-touch power sunroof
- 210W Infinity[®] audio

LUXURY PACKAGE for XLS

- Leather seating surfaces and trim
- Dual front side air bags¹
- Auto-dimming rearview mirror + compass + temperature display
- Heated front seats
- Heated sideview mirrors

FACTORY OPTIONS for XLS

- ABS + EBD
- Leather seating surfaces and trim

OUTLANDER LS



Shown in Munich Silver Metallic with optional Convenience Package

FEATURES

- 140W Mitsubishi AM/FM/CD + 4 speakers
- Power door locks (incl. liftgate)
- Power windows
- Power sideview mirrors
- 3-point safety belts and headrests at all seating positions
- 12-volt outlets (2, incl. cargo area)
- High-contrast analog instrument cluster
- Analog clock
- Full cabin lighting + dimming feature
- Tinted glass
- Intermittent wipers + washers
- In-floor cargo area storage bins
- Front side-mounted turn indicators
- 16" steel wheels + full covers
- Auto-off headlights

COMFORT

- 8-way adjustable driver's seat
- Center console + dual storage
- 60/40 split reclining rear seatbacks + armrest + cup holders
- Air conditioning

POWERTRAIN

- Full-time all-wheel drive (AWD) *or*
- Front-wheel drive
- 2.4L 16-valve 4-cyl. engine
- 4-speed Sportronic[™] transmission + clutchless shifts + adaptive shift control

FUEL USE²

- Front-wheel drive 21/26 (mpg, city/highway)
- AWD 20/25 (mpg, city/highway)
- Fuel tank (gal) 15.7

OUTLANDER XLS



Shown in Lofty Green Pearl

FEATURES

- 140W Mitsubishi AM/FM/CD + 6 speakers
- Remote keyless entry
- Power door locks (incl. liftgate)
- Power windows
- Color-keyed power sideview mirrors
- 3-point safety belts and headrests at all seating positions
- 12-volt outlets (2, incl. cargo area)
- White-faced analog instrument cluster
- White-faced analog clock
- Full cabin lighting + dimming feature
- Rear privacy glass
- Intermittent wipers + washers
- In-floor cargo area storage bins
- Stowable cargo cover
- Roof rails

- Integrated fog lamps
- Full-size rear spoiler
- 16" Euroflange alloy wheels
- Clear taillight lenses

COMFORT

- 10-way adjustable driver's seat
- Center console + dual storage
- 60/40 split reclining rear seatbacks + armrest + cup holders
- Air conditioning

POWERTRAIN

Same as LS

FUEL USE²

Same as LS

SECURITY

The only thing as unpredictable as the weather is other drivers. That's why we equipped the Outlander with all-wheel drive, anti-lock brakes and electronic brakeforce distribution (which helps provide more even and stable braking). Contributing to sure-footed traction and control in any driving condition, this ground-gripping team is aided by front side-mounted turn indicators. What better way to provide other drivers with a visual "Excuse me." All the while halogen fog lamps are doing their part to echo Mitsubishi's see-and-be-seen philosophy. Just part of the Outlander ideal – that owning a vehicle people notice is handy in more ways than one.

Of all the products that are user-friendly, shouldn't your vehicle be one of them? By taking the utility of an SUV and evolving it to fit your needs, the Outlander doesn't just consider what you have to put into your vehicle – but what you have to put into your day. Easy to use. Easy to own. The 2003 Outlander. Are you in?

mitsubishicars.com/security

Not all features standard on every Outlander model. See specifications for details on optional equipment and accessories.



WARRANTIES* Every 2003 Mitsubishi comes with a 3-year/36,000-mile New Vehicle Limited Warranty, a 5-year/60,000-mile Powertrain Limited Warranty, and a 7-year/100,000-mile Anti-Corrosion/Perforation Limited Warranty.

DIAMOND CARE[™] DELIVERY Your new Mitsubishi will be prepared, inspected and explained to you prior to delivery.

DIAMOND CARE PROTECTION PLAN Extended service coverage is available for up to seven years or 100,000 miles after your purchase.

LEASING AND FINANCING Many leasing and financing programs are available through Mitsubishi Motors Credit of America, Inc. See your Retailer for details. Not all customers will qualify.

DIAMOND CARE ROAD SERVICE Should your Mitsubishi become inoperable due to a warrantable failure in the first three years or 36,000 miles, Mitsubishi Motor Sales of America, Inc. (MMSA) will authorize your vehicle to be towed to the nearest Authorized Retailer or Service Center at no charge.** Towing beyond the three-year or 36,000-mile limit for Diamond Care Road Service is covered and reimbursable if the problem that caused the need for the tow is still covered under warranty.

CONCIERGE SERVICE Available 24 hours a day, 365 days a year for the first three years or 36,000 miles. We'll do everything to help get you back on the road and take care of you if you're stranded.

We will assist you in making arrangements such as rental car and hotel reservations. We will also call your home or office to advise family members or colleagues of your inconvenience.

NOTE Technical data, features, options and other equipment shown in this brochure are based on the latest information available at the time of printing and are subject to change without notice. Headlights, parking lights, fog lights and instrument panel lights on vehicles may be illuminated for illustration purposes only. Some vehicles may be shown with optional equipment and accessories.

SAFETY Safety is a two-way street. It requires your attention and cooperation. Please fasten your safety belt, drive responsibly and obey all local traffic laws.

OPTIONAL EQUIPMENT Availability of vehicles with specific features may vary. For further information contact your Retailer. For the Retailer nearest you, call 1-888-MITSU2003 or visit our website at mitsubishicars.com.

*See your Mitsubishi Motors Retailer for all Limited Warranty details.

**Towing will not be covered if your vehicle is driveable and driving would not pose a safety problem or cause further damage to your vehicle; or if vehicle is inoperable as a result of an accident, owner abuse, lack of maintenance, or driver error. Diamond Care Road Service towing coverage applies only to vehicles within the continental U.S., Alaska and Hawaii.

DIAMOND CARE

¹ Always place an infant in a rear-facing infant seat in the rear seat. Always transport children 1 to 12 years old in the rear seat and use appropriate child restraints. Always buckle your safety belt. Keep 10" between the center of the air bag cover and your breastbone. Sit well back and upright without leaning against the window or door.
² EPA fuel estimates to be used as a standardized comparison with other vehicles. Your mileage may vary depending on your driving style and environmental conditions.

ACCESSORIES

Make it your own. There's no better way than with Mitsubishi Genuine Accessories. Add them at the time of purchase and they'll not only be installed, but covered under a 3yr/36,000-mile limited warranty. And even better, you may be able to work them into your monthly car payment. Turn your driveway into a catwalk with a set of aggressively styled fender flares. Why not? The wind deflectors on the sunroof and side windows will help keep the interior showroom-quiet as you strut. Heck, swagger if you want. You can always rely on the rear cargo tray to help protect the interior from any unfortunate spills.

mitsubishicars.com/accessories



- 6-CD in-dash changer
- All-weather floor mats
- Ashcup
- Auto-dimming rearview mirror
- Bike carrier (fork mount and/or upright)*
- Cargo area liner, soft
- Cargo net
- Cargo organizer
- Cargo tray
- Chrome exhaust tip
- Engine block heater
- Engine flares
- Fog lights
- Hood protector
- License plate frame
- Liftgate scuff protector
- Luggage basket (small or large)*
- Mudguards
- Nose mask
- Full-size rear spoiler
- Side-window air deflectors
- Sport seat covers
- Snowboard/ski carrier*
- Sunroof wind deflector
- Trailer hitch**
- Wheel locks

*Sport rack kit required.

**Max. trailer weight 1500 lb. (See Owner's Manual for complete details.)

EXTERIOR COLORS



Diamond White Pearl



Phoenix Red



Lofty Green Pearl



Royal Blue Pearl



Pacific Blue




Munich Silver Metallic



Rio Red Pearl



Urban Gray Pearl




Labrador Black Pearl

INTERIOR COLORS



Sand Blast Fabric
(LS)



Sand Blast Premium
Fabric (XLS)



Sand Blast Leather
(XLS, optional)



Charcoal Fabric
(LS)



Charcoal Premium Fabric
(XLS)



Charcoal Leather
(XLS, optional)

COLOR SCHEMES

LS	XLS	EXTERIOR COLORS	INTERIOR COLORS
•	•	Diamond White Pearl	Charcoal, Sand Blast
•	•	Phoenix Red	Charcoal, Sand Blast
•	•	Lofty Green Pearl	Charcoal, Sand Blast
•	•	Royal Blue Pearl	Charcoal, Sand Blast
•	•	Pacific Blue	Charcoal, Sand Blast
•	•	Munich Silver Metallic	Charcoal
•	•	Rio Red Pearl	Charcoal, Sand Blast
•	•	Urban Gray Pearl	Charcoal, Sand Blast
•	•	Labrador Black Pearl	Charcoal, Sand Blast

WHEEL DETAILS



16" steel + cover
(LS)
P225/60 R16 All-season



16" alloy
(LS, optional)
P225/60 R16 All-season



16" Eurofiange alloy
(XLS)
P225/60 R16 All-season

ENGINEERING

CHASSIS & SUSPENSION

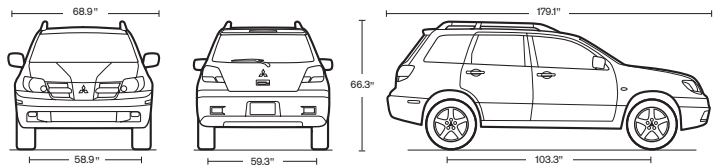
SAFETY & SECURITY

EXTERIOR

DIMENSIONS

	LS	XLS
Full-time all-wheel drive (AWD) + viscous coupling center differential + Auto Proportional Torque Split <i>or</i>	•	•
Front-wheel drive	•	•
2.4L 16-valve 4-cylinder engine	•	•
Horsepower: 140 hp @ 5000 rpm	•	•
Torque: 157 lb-ft @ 2500 rpm	•	•
Multi-port fuel injection	•	•
Sportronic™ sequential-shift 4-speed automatic transmission	•	•
Stainless steel exhaust system	•	•
Unibody construction	•	•
4-wheel independent suspension: MacPherson struts front, multi-link + coil springs rear, stabilizer bars front and rear	•	•
Power-assisted front disc/rear drum brakes	•	•
Available ABS + Electronic Brakeforce Distribution (EBD)		•
Variable power-assisted rack-and-pinion steering	•	•
3-point safety belts for all seating positions	•	•
Dual front air bags*	•	•
Available dual front side air bags*		•
Child safety locks	•	•
Lower and upper anchors for child seat installation	•	•
RISE (Refined Impact Safety Evolution) chassis	•	•
Side-guard door beams	•	•
Front and rear crumple zones	•	•
Auto-off headlights	•	•
Power sideview mirrors	•	•
Electric rear-window defroster + timer	•	•
Variable intermittent windshield wipers	•	•
Variable intermittent windshield wipers + mist control		•
Tinted glass	•	•
Available one-touch power sunroof + vent feature		•
Integrated fog lights		•
Windshield shade band	•	•

INTERIOR MEASUREMENTS: Headroom (in., front/rear) – 38.9/38.2; with sunroof 37.8/37.6; Legroom (in., front/rear) – 42.3/35.5; Shoulder room (in., front/rear) – 58.1/54.4; Cargo volume (cu ft, max/min) – 60.3/24.4; Pass. vol. (cu ft) – 96.1



*Always place an infant in a rear-facing infant seat in the rear seat. Always transport children 1 to 12 years old in the rear seat and use appropriate child restraints. Always buckle your safety belt. Keep 10" between the center of the front air bag cover and your breastbone. Sit well back and upright without leaning against the window or door.



ECLIPSE COUPE



OUTLANDER



MONTERO



MONTERO SPORT



LANCER



GALANT



DIAMANTE



ECLIPSE SPYDER

For over forty years, we've put thoughtful engineering to the test on the international rally circuit. In addition to the obvious thrill of winning, competing against our peers helps us develop and refine new ideas. Ideas that find their way into all our vehicles. Ideas that look good sitting in your driveway.

mitsubishicars.com/heritage



We are Mitsubishi. We build quality cars. Yet we also offer something more. Because while a car should answer your needs, it should also stir your emotions. Like it or not, cars are a window through which the world views us. Through that window we can appear dull and lifeless—sensible to the point of boring. Or we can show the world that our hearts beat strong, and our minds are quick. Mitsubishi takes pride in building cars that ignite the vital spark which often lies sleeping just beneath the surface in each of us. Cars that challenge us to **wake up and drive.™**