

OUTLANDER / OUTLANDER SPORT



MITSUBISHI
MOTORS

Drive your Ambition



2019

DRIVEN TO RISE

Ambition knows no bounds, and nor should it. Which is why, like you, Mitsubishi seeks possibility around every bend and takes all corners in stride. Because since day one, over 100-years ago, we have been crafting tools disguised as vehicles. Meticulously crafted resources aimed to provide the driven with exactly what they need to seek opportunity.

And whether you're looking to pack up the family and explore with confidence in the 2019 Outlander, or venture freely in the versatile 2019 Outlander Sport, always remember, there is no force more powerful than ambition's will to rise.

DRIVE YOUR AMBITION

OUTLANDER
GT



DESIGN OUTLANDER

Explore with confidence

New aesthetics. More premium features. The 2019 Outlander is shaking the very ground it's cruising down. With several enhancements from its exterior and interior to its vehicle dynamics and overall ride comfort, the confidence to explore comes standard regardless of where the asphalt, trail or stars lead.

DESIGN OUTLANDER

A SUPERIOR EXTERIOR

The front grille's solid-surface design blends artfully with its surrounding honeycomb mesh inserts. And the new chrome accented lower bumper extension deftly executes a modern update of the advanced Dynamic Shield's front face design. And with a new rear bumper extension, the Outlander looks as stunning as it is safe.

LED HEADLIGHTS

The headlights now offer LED Hi-beams and have been redesigned to have a more technical appearance, while also incorporating a character line that flows with the enhanced front grille. The available LED fog lights complete its aggressive disposition.

BEHIND THE WHEELS

The Outlander's standard 18-inch alloy wheels have been completely redesigned with a straight multi-spoke form. Wrapped around the black accents are low-profile tires that reduce road noise for a more comfortable approach.

THE INSIDE TRACK

New to 2019 are the driver side auto up/down illuminated window switches, the conveniently located front USB port, rear air vents, and an available rear USB port. Plus, the Silver accent panels on the dash add just enough attitude, while keeping the mood just right.

MORE POISE, LESS NOISE

The Outlander is undeniably easy on the eyes. With its enhanced ride quality, it appeals to your other senses as well. To reduce ambient noise, the windshield features sound-dampening acoustic glass. To combat wind noise, internal body panels are streamlined. And once you sit behind the wheel, there's even more to appreciate. Body and suspension rigidity make for more accurate handling, and a meticulously calibrated electric power steering unit delivers precise steering feedback.



COMFORT OUTLANDER

FUNCTIONALLY FORMING

The Outlander blurs the line between function and form. Crafted for purpose, each interior feature is designed to amplify the driving experience. And with adventure perpetually on the horizon, the view inside is always as stunning as where you're headed.

INNER COMFORT THAT GOES ALL OUT

Comfort is always top of mind with Dual Zone Automatic Climate Control and rear air vents. Additionally, available power driver and front passenger seats makes leg-room a no-brainer.

HEATED SEATS AND STEERING WHEEL

There's plenty of warmth to go around with the Outlander's standard heated front seats and available steering wheel.

ROWS 1-3, WELCOME ABOARD

No matter the adventure, you'll find all the room you need. And then some. The Outlander's standard third-row seats enhance not only vehicle occupancy, but also versatility. Split 50/50, easily stow with the pull of a single fold-and-store strap, or quickly reconfigure them upright by raising the seatback. Additionally, 60/40 split/fold second-row seats provide numerous passenger and cargo configurations to choose from.

POWER FOLDING SIDE MIRRORS

Available power-folding side mirrors come in handy not just when parking's tight, but for added vehicle protection in crowded areas.

SLIDING POWER SUNROOF

The available Sliding Power Sunroof promises a spectacular view no matter the surrounding.

ELECTRIC PARKING BRAKE WITH BRAKE AUTO HOLD

To help keep your Outlander from moving while parked, models are equipped with an Electric Parking Brake. A convenient, simple switch on the center console replaces the traditional manual parking brake lever. Auto Hold, when activated, is an extension of the Electric Parking Brake system, holding the Outlander stationary at traffic lights - even if you release your foot from the brake pedal. Pressing the accelerator releases the brakes, and you're on your way.

TECHNOLOGY OUTLANDER

TECH. BOOM

It's no secret the Outlander has a dynamic exterior. But there's brains behind its beauty. Offering the latest tech like a Smartphone Link Display Audio System, Apple Car Play™¹² and Android Auto™¹³, a Rockford Fosgate® Premium Sound System¹⁵, USB ports and more, the smart and sleek interior allows for more connections while roaming free.

7-IN. SMARTPHONE LINK DISPLAY AUDIO

With all the communication and entertainment options offered by our smartphones these days, we can sometimes get distracted while driving. Our available Smartphone Link Display Audio system allows you to maintain caution behind the wheel while enjoying your smartphone's convenience features in your car. This advanced feature supports Apple CarPlay™ and lets you access Apple Music® and Maps, make phone calls, and send messages all through the touch panel, or with your voice using Siri®.¹² The system also supports Android Auto™.¹³ Simply press the Push To Talk button to talk to Google and access all the most commonly used features on the Android™ platform, such as Google Play Music, Google Maps, and Hangouts.¹³

BLUETOOTH® WIRELESS TECHNOLOGY

To help you concentrate on the road ahead, standard Bluetooth® wireless technology connects your Outlander with your smartphone, iPod® or other MP3 player, and most Bluetooth® audio-streaming devices, enabling you to take your playlists on the road.¹⁴

PREMIUM AUDIO

The available 710-watt Rockford Fosgate® audio system powers up to nine premium speakers, including a 10 in. dual-voice coil subwoofer.¹⁵ The system incorporates an advanced Digital Signal Processor (DSP) and offers the listener PUNCH® control over the subwoofer, control over the image and staging of the system and the latest DTS Neural Surround® technology. The system is also equipped with Dolby® Volume, PremiDIA HD® surround and PremiDIA-Wide® for dynamic audio performance.¹⁵

SIRIUSXM® SATELLITE RADIO

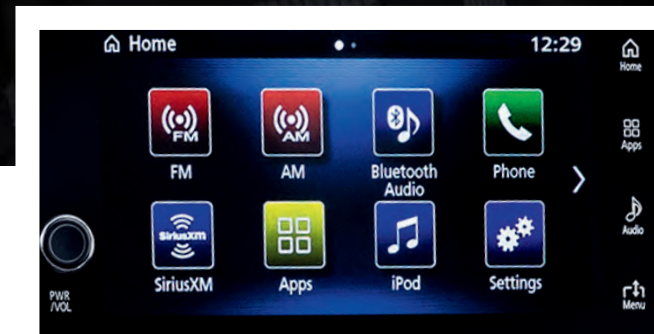
Enjoy over 150 channels of the best commercial-free music, plus every major sport and the biggest names in entertainment, news and comedy. Listen in your car, on the app, and online with a 90-day All Access trial subscription.¹⁶

FAST-KEY ENTRY WITH PUSH BUTTON START

Available FAST-Key (Free-hand Advanced Security Transmitter) makes vehicle entry easy. To unlock the doors, simply press the button on either front door or the tailgate. Starting the engine is also push-button easy with the keys tucked safely away in a pocket or purse.

ALWAYS IN POWER

Power for adventure requires power for devices. With front and available rear USB ports, keeping those tablets and phones charged is painless.



PERFORMANCE OUTLANDER

OUTPERFORM. OUT-OF-BOUNDS

For the past 100 years, performance and driving confidence have been ingrained in Mitsubishi's DNA. Our mission, as we see it, is to make sure it stays that way for the next 100, so you can get out there and explore with confidence.

PERFORMANCE THAT OUTPERFORMS

The Outlander offers two Mitsubishi Innovative Valve-timing Electronic Control (MIVEC) engines. The MIVEC 2.4 liter boast a combination of 166 horsepower and 30 mpg highway.^{1,2,16} While the GT model offer a 3.0 liter, V6 MIVEC engine that produces a full 224 horsepower at 6,250 rpm and 215 lb.-ft. of torque at 3,750 rpm with a towing capacity of 3500 lbs.¹

TWO GREAT TRANSMISSIONS, NO BAD CHOICES

Offering a smooth-accelerating CVT (Continuously Variable Transmission), the Outlander is designed to maximize efficiency. But for those who demand more power, the available GT provides a six-speed automatic for a drive that's efficient and powerful.

INTUITIVE HANDLING

What good is power without control? The intuitive suspension, steering and body construction in the Outlander keeps drivers in tune and in touch with the road for a smoother, safer ride.

RESPONSIVE PADDLE SHIFTERS

Take full control of your drive with the available responsive paddle shifters. A tap or two of the conveniently placed upshift and downshift paddles add more control and thrill to every driving experience.

SUPER ALL-WHEEL CONTROL AND ALL-WHEEL CONTROL

When it comes to all-wheel drive systems, Mitsubishi continues to blaze new roads. The available All-Wheel Control (AWC) system on ES continually monitors the road, and intelligently transfers power to the wheels with the most traction to improve handling and performance without drastically reducing efficiency. Available Super All-Wheel Control (S-AWC) on SE, SEL and GT is our most advanced form of vehicle control systems. It's an integration of several advanced technologies that together take full advantage of the engine's power. The Active Front Differential (AFD) distributes engine power between left and right on the front axle. Active Stability Control (ASC) helps keep the vehicle on its intended path when cornering, and the Anti-lock Braking System (ABS), along with Electronic Brakeforce Distribution (EBD), improves control and stability under hard braking. With the push of a button, the driver can select from four S-AWC modes to help achieve maximum available traction regardless of surface conditions.

NORMAL MODE

Normal Mode is employed to help maximize fuel efficiency and driving comfort on regular asphalt roads, wet or dry.

SNOW MODE

Snow Mode is engaged on ice and snow, or whenever the road surface conditions are extremely slippery.

LOCK MODE

Lock Mode locks in full 4-wheel drive capability to help maximize traction on unpredictable road surfaces.

AWC ECO MODE

AWC ECO Mode helps maximize fuel economy by making more efficient 2-wheel drive the priority, engaging the 4-wheel drive only if the wheels begin to slip.



SAFETY OUTLANDER

PLAY IT SAFE

Safety is always top of mind. And by offering an array of available and standard safety features like seven standard airbags³, Automatic High Beam (AHB) headlights⁴, Forward Collision Mitigation (FCM) with pedestrian detection capability⁵, Blind Spot Warning (BSW)⁶ with Lane Change Assist (LCA)⁷ and Rear Cross Traffic Alert (RCTA)⁸, Adaptive Cruise Control (ACC)⁹, Lane Departure Warning (LDW)¹⁰ and a Multi-View Camera system¹¹, which provides both 360 degree and bird's-eye images, the Outlander stays over-prepared for the unexpected.

FORWARD COLLISION MITIGATION

The available Forward Collision Mitigation (FCM) system⁵ utilizes both laser radar and camera technology to determine if a frontal collision with a vehicle or pedestrian is imminent. If so, it warns you with both audible and visual signals, and automatically applies moderate to emergency braking to reduce the severity of the collision and, if possible, avoid it altogether.

LANE DEPARTURE WARNING (LDW)

Available LDW uses onboard cameras to monitor lane position. So, if you should unintentionally drift from your lane, a beep and a visual alert will let you know.¹⁰

ADAPTIVE CRUISE CONTROL (ACC)

Available ACC⁹ uses radar to detect a vehicle ahead and maintain a preset distance between the two of you. If the vehicle ahead speeds up, or slows down, the system will adjust your speed accordingly. And if the vehicle ahead moves out of your lane, ACC will return your car to its previously selected speed. It's our way of confronting obstacles, so you don't have to.

REARVIEW CAMERA

The road behind you can be as critical as the road ahead. The standard rearview camera provides a measure of assurance by showing what the naked eye doesn't always see. In Outlander, visibility comes standard.

RISE BODY CONSTRUCTION

The Reinforced Impact Safety Evolution (RISE) engineering helps provide occupant protection in the event of a collision. RISE combines energy-absorbing front and rear structures with a rigid occupant cell. Along with reinforcing bars in the doors and energy-absorbing materials in the side pillars, the RISE body features high-tensile strength steel that reduces weight while helping to protect occupants in the event of a collision.

SEVEN STANDARD AIRBAGS

Think of it as strength in numbers. The standard Supplemental Restraint System (SRS) features not five or six, but seven airbags: dual-stage front airbags with seat position sensors, front side airbags, side curtain airbags, and one for the driver's knees.³

MULTI-VIEW CAMERA SYSTEM


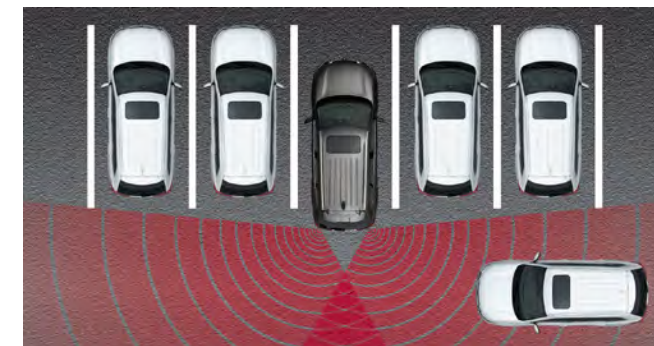
It never hurts to get a second opinion. Or a third or fourth. That's why the available Multi-View Camera System finds cameras mounted in back, front and sides. Views from these multiple angles - including a bird's eye view - can be shown in various combinations to create a virtual 360° image on the display screen. Which empowers you with all the perspectives you need to park or back up safely.¹¹

REAR CROSS TRAFFIC ALERT (RCTA)

When you're backing out of a parking space or driveway, available RCTA will alert you if another vehicle is about to cross your path.⁸

AUTOMATIC HIGH BEAM HEADLIGHTS

Never worry about switching between low and high beams. The Outlander's available Automatic High Beam Headlights will do the work for you by automatically adjusting between the two brightness levels depending on the surrounding light.⁴



BLIND SPOT WARNING WITH LANE CHANGE ASSIST

These two available features alert you when a vehicle is approaching, or lurking in your blind spot.^{6,7} When a vehicle in the next lane reaches the detection areas, a warning light illuminates on the corresponding side mirror. And if your turn signal is on, that warning light will blink while an audible beep will alert three times, all to simply let you know that it's a bad idea to change lanes.





DESIGN OUTLANDER SPORT

Venture Freely

Everyone adventures differently. Which is exactly why the Outlander Sport is perfect for those whose path leads into the city or beyond the great outdoors. The aggressive, yet agile silhouette commands attention while the refined interior raises the standard on what's available. With new, enhanced safety features, the 2019 Outlander Sport cradles the driver, and hugs all roads.

HID HEADLIGHTS

The Outlander Sport always looks on the bright side. Its available High Intensity Discharge headlights (HID) use xenon gas and project a beam that's 35% brighter than normal lights. The light emitted more closely mimics daylight, making for better definition and less eye fatigue.

LED RUNNING LIGHTS

The LED running lights on SE and GT trims boost your style quotient and help make your Outlander Sport more noticeable to oncoming vehicles.

LED COMBINATION TAILLIGHTS

The Outlander Sport has your back with LED combination taillights. These high-quality units not only look sharp, they also light up faster, are more visible, and last longer than traditional taillights.

18-IN. ALLOY WHEELS

There's more to the Outlander Sport's standard 18 in. alloy wheels than just looking great. They're designed to actually enrich performance. Their tall profile allows for a shorter tire sidewall, which helps minimize side-to-side flex when cornering.

COMFORT OUTLANDER SPORT

ROAM SWEET ROAM

While the dynamic, angular exterior may catch eyes, the functionally inspiring interior is also impossible to ignore. From ambient lighting to premium accents, the Outlander Sport is an escape within the getaway.

WELL-APPOINTED INTERIOR

The agreeable interior design of the Outlander Sport boasts wide, supportive seats featuring tailored, premium upholstery. The upper door trim and dash panel feature soft-touch material with a lavish texture. At key points around the cabin, subtle silver accents add that certain touch of class. Plus, the available combination leather and aluminum shift-knob welcomes all hands and excites all eyes.

LED ILLUMINATION

LED lights are no longer exclusive to the exterior. Available blue LED lighting beautifully illuminates the floor and center console to match any driving mood.

LED ROOM LAMP

Using less power than typical dome lighting, the Outlander Sport comes equipped with an available LED room lamp.



SOUND ISOLATION

To help reduce engine and road noise, along with unwanted vibration, the Outlander Sport maximizes sound-insulation thickness in key areas. By engineering a special vibration-absorbing damper for the engine compartment, additional noise, vibration, and harshness (NVH) is minimized by strategically placing optimized insulators around the vehicle to decrease noise levels inside the cabin.

60/40 SPLIT REAR SEATS

With 60/40 split folding rear seats, the Outlander Sport provides the space needed for any adventure. Choose between cargo, passengers or both by dropping the seatbacks quickly and easily at the press of the conveniently located lever.

AUTOMATIC CLIMATE CONTROL

With standard Automatic Climate Control set the cabin temperature, fan speed, and air source to your preference, so your hands stay on the wheel, and off the AC controls.

HEATED FRONT SEATS AND SIDE MIRRORS

In the Outlander Sport, chilly mornings are no longer an issue. The available heated front seats provide the warmth while the standard heated side mirrors provide clear visibility.



TECHNOLOGY OUTLANDER SPORT

STARTUP AND GO VIRAL

As technological innovation continues to push boundaries, so does the Outlander Sport. Between its smart interior and advanced control, it's packed with tech so you pack in more experiences.

7-IN. SMARTPHONE LINK DISPLAY AUDIO

With all the communication and entertainment options offered by our smartphones these days, we can sometimes get distracted while driving. Our available Smartphone Link Display Audio system allows you to maintain caution behind the wheel while enjoying your smartphone's convenience features in your car. This advanced feature supports Apple CarPlay™ and lets you access Apple Music® and Maps, make phone calls, and send messages all through the touch panel, or with your voice using Siri®. 12 The system also supports Android Auto™. 13 Simply press the Push To Talk button to talk to Google and access all the most commonly used features on the Android™ platform, such as Google Play Music, Google Maps, and Hangouts. 15

BLUETOOTH® WIRELESS TECHNOLOGY

To help you concentrate on the road ahead, standard Bluetooth® wireless technology connects your Outlander Sport with your smartphone, iPod® or other MP3 player, and most Bluetooth® audio-streaming devices, enabling you to take your playlists on the road. 14

SIRIUSXM® SATELLITE RADIO AND USB CONNECTIVITY.

No distance is too short for your favorite music, Podcasts® and talk radio. With available dual USB ports on SE and GT trims, conveniently plug in your smartphone, iPod® or other compatible MP3 devices. And with available SIRIUSXM® Satellite Radio, enjoy over 150 channels of the best commercial-free music, plus every major sport and the biggest names in entertainment, news, and comedy.



PERFORMANCE OUTLANDER SPORT

BALANCING OPPOSITES

Performance has dramatically changed throughout the past 100 years. But today, the balance between efficiency and muscle has culminated in the Outlander Sport. With more control, comfort and power, the drive to venture freely is as natural as the view outside.

EFFICIENT MIVEC ENGINES

Between the standard 148-hp 2.0-liter and the available 168-hp 2.4-liter Mitsubishi Innovative Valve-timing Electronic Control (MIVEC) engines, it's easy to enjoy smooth performance and optimized fuel efficiency.

CONTINUOUSLY VARIABLE TRANSMISSION (CVT)

One of the smoothest and most efficient transmissions available, Continuously Variable Transmission (CVT) operates on a pulley system, allowing unbounded variability between the highest and lowest ratios. Instead of shifting gears, it adapts to changing vehicle speeds and helps keep the engine operating economically.

AVAILABLE ALL-WHEEL CONTROL

Mitsubishi's revolutionary electronically controlled All-Wheel Control (AWC) system continually monitors the road. By intelligently transferring power to the wheels with the most traction, the Outlander Sport provides improved handling and performance. So whether you're driving on snow, or gravel, or simply demand topline performance in tight corners, you can rely on All-Wheel Control to help keep you on track.



SAFETY OUTLANDER SPORT

SAFE SPACE

In order to truly venture freely, it's critical to have the latest safety features available. That's why the Outlander Sport offers protective features like Forward Collision Mitigation (FCM),⁵ Blind Spot Warning (BSW), Rear Cross Traffic Alert (RCTA),⁸ Lane Change Assist (LCA) and Auto High Beam Headlights. Because every time you get-up-and-go, it should be for worry-free.⁴

FORWARD COLLISION MITIGATION (FCM)

The available Forward Collision Mitigation (FCM) system utilizes both laser radar and camera technology to determine if a frontal collision with a vehicle or pedestrian is imminent. If so, it warns the driver with audible and visual signals, and automatically applies moderate to emergency braking to reduce the severity of – or, if possible, avoid the collision altogether.⁵

REAR CROSS TRAFFIC ALERT (RCTA)

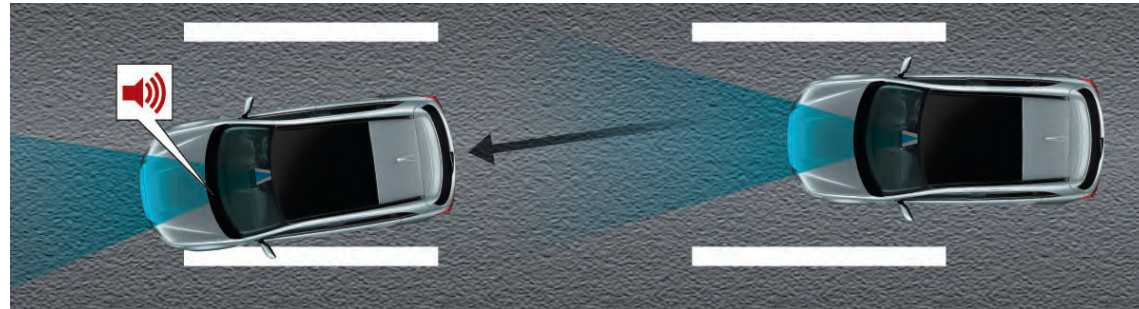
This available feature helps you safely back out of a parking space or driveway by alerting you if another vehicle is about to cross your path.⁸

RISE BODY CONSTRUCTION

The Reinforced Impact Safety Evolution (RISE) engineering helps provide occupant protection in the event of a collision. RISE combines energy-absorbing front and rear structures with a rigid occupant cell. Along with reinforcing bars in the doors and energy-absorbing materials in the side pillars, the RISE body features high-tensile strength steel that reduces weight while helping to protect occupants in the event of a collision.


LANE DEPARTURE WARNING (LDW)

Available LDW uses onboard cameras to monitor lane position. So, if you should unintentionally drift from your lane, a beep and a visual alert will let you know.¹⁰



BLIND SPOT WARNING WITH LANE CHANGE ASSIST

These two available features alert you when a vehicle is approaching or lurking in your blind spot. When a vehicle in the next lane reaches the detection areas, a warning light illuminates on the corresponding side mirror. And if your turn signal is on, that warning light will blink while an audible beep will alert three times, all to simply let you know that it's a bad idea to change lanes.^{6,7}



WARRANTY

Mitsubishi's 10-year/100,000-mile Powertrain Limited Warranty

Mitsubishi's 10-year/100,000-mile Powertrain Limited Warranty sets the bar for the entire automotive industry. But the industry leadership doesn't stop there. Along with a roadside assistance plan that provides support for five full years and a commitment to innovation, every Mitsubishi vehicle comes with Mitsubishi Confidence: the assurance that your Outlander or Outlander Sport will be there with you for years and years to come.

OUTLANDER/OUTLANDER SPORT

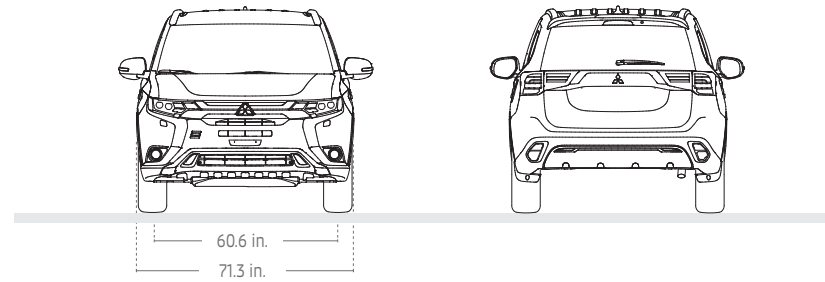
- Fully transferable 5-year/60,000-mile new vehicle limited warranty
- 10-year/100,000-mile Powertrain Limited Warranty
- 7-year/100,000-mile anti-corrosion perforation limited warranty
- 5-year/unlimited mile roadside assistance

10-year
100,000-mile
POWERTRAIN LIMITED WARRANTY



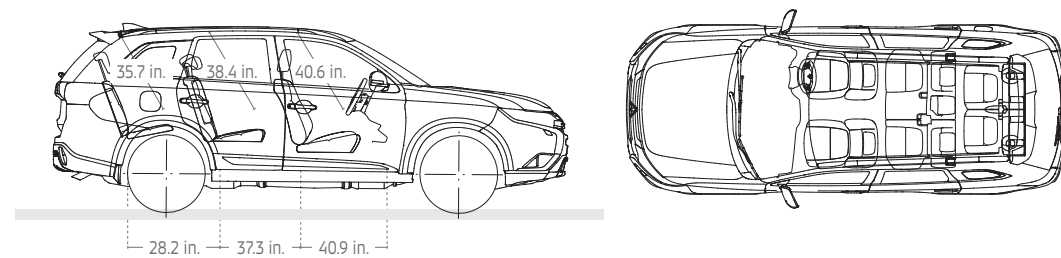
SPECIFICATIONS OUTLANDER

EXTERIOR COLORS	ES 2WD / ES AWC	SE 2WD / SE S-AWC	SEL 2WD / SEL S-AWC	GT S-AWC
Pearl White	1/2	3	4/5	4/5
Alloy Silver Metallic	1	3	4	4
Mercury Gray Metallic	1	3	4	4
Rally Red Metallic	1/2	3	4/5	4/5
Quartz Brown Metallic	1/2	3	4/5	4/5
Cosmic Blue Metallic	1/2	3	4/5	4/5
Labrador Black Metallic	1/2	3	4/5	4/5



EXTERIOR DIMENSIONS

Overall height	67.3 in.
Overall width	71.3 in.
Ground clearance	8.5 in.
Track width, front	60.6 in.
Track width, rear	60.6 in.



INTERIOR DIMENSIONS (SAE)

	Head Room (with sunroof)	Shoulder Room	Legroom	Hip Room
Front	40.6 in. (39.9 in.)	56.4 in.	40.9 in. (MAX)	52.6 in.
2nd row	38.4 in. (37.2 in.)	56.0 in.	37.3 in.	51.9 in.
3rd row	35.7 in. (35.7 in.)	50.4 in.	28.2 in.	39.4 in.

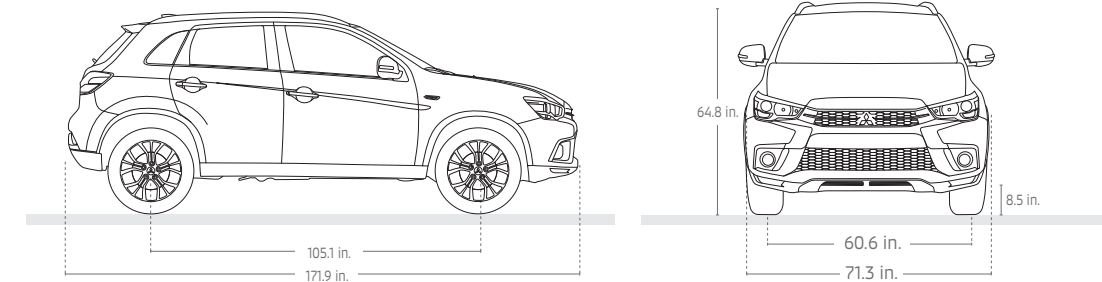
INTERIOR COLORS



The numbers indicate interior colors / trims available with exterior vehicle colors.

SPECIFICATIONS OUTLANDER SPORT

EXTERIOR COLORS	ES	SE	GT
Pearl White	1/2	1/2	3
Alloy Silver Metallic	1/2	1/2	3
Mercury Gray Metallic	1/2	1/2	3
Rally Red Metallic	1/2	1/2	3
Quartz Brown Metallic	1/2	1/2	3
Octane Blue Metallic	1/2	1/2	3
Labrador Black Metallic	1/2	1/2	3

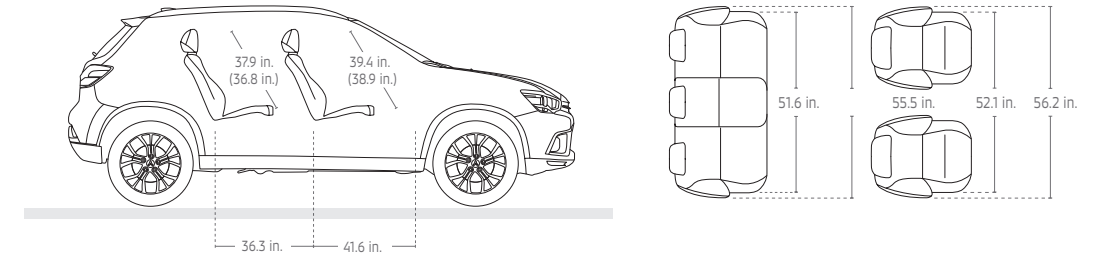


EXTERIOR DIMENSIONS

Overall length	171.9 in.
Wheelbase	105.1 in.

EXTERIOR DIMENSIONS

Overall height	64.8 in.
Overall width	71.3 in.
Ground clearance	8.5 in.
Track width, front	60.6 in.
Track width, rear	60.6 in.




INTERIOR DIMENSIONS (SAE)

	Head Room	Shoulder Room	Legroom	Hip Room
Front	39.4 in.	56.2 in.	41.6 in.	52.1 in.
Rear	37.9 in.	55.5 in.	36.3 in.	51.6 in.

VOLUME (SAE)

SAE passenger volume	97.5 cu. ft.
SAE cargo volume - behind front seats	49.5 cu. ft.
SAE cargo volume - behind 2nd-row seats (with subwoofer)	21.7 cu. ft. (20.1 cu. ft.)

INTERIOR COLORS



The numbers indicate interior colors / trims available with exterior vehicle colors.

SPECIFICATIONS OUTLANDER

ENGINE	2.4 ES 2WD / 2.4 ES AWC	2.4 SE 2WD / 2.4 SE S-AWC	2.4 SEL 2WD / 2.4 SEL S-AWC	3.0 GT S-AWC
Drivetrain	Front-Wheel Drive (2WD) All-Wheel Control (AWC)	Front-Wheel Drive (2WD) Super All-Wheel Control (S-AWC)	Front-Wheel Drive (2WD) Super All-Wheel Control (S-AWC)	Super All-Wheel Control (S-AWC)
Type	2.4L MIVEC SOHC 16-valve Inline 4-cylinder	2.4L MIVEC SOHC 16-valve Inline 4-cylinder	2.4L MIVEC SOHC 16-valve Inline 4-cylinder	3.0L MIVEC SOHC 24-valve V6
Materials	Aluminum block/aluminum cylinder heads	Aluminum block/aluminum cylinder heads	Aluminum block/aluminum cylinder heads	Aluminum block/aluminum cylinder heads
Compression ratio	10.5	10.5	10.5	10.5
Displacement	2.4L/2,360 cc	2.4L/2,360 cc	2.4L/2,360 cc	3.0L/2,998 cc
Horsepower	166 @ 6,000 rpm	166 @ 6,000 rpm	166 @ 6,000 rpm	224 @ 6,250 rpm
Torque	162 lb-ft @ 4,200 rpm	162 lb-ft @ 4,200 rpm	162 lb-ft @ 4,200 rpm	215 lb-ft @ 3,750 rpm
Redline	6,500 rpm	6,500 rpm	6,500 rpm	6,500 rpm
Recommended fuel type	Regular unleaded	Regular unleaded	Regular unleaded	Premium unleaded

TRANSMISSION / DRIVE SYSTEM	2.4 ES 2WD / 2.4 ES AWC	2.4 SE 2WD / 2.4 SE S-AWC	2.4 SEL 2WD / 2.4 SEL S-AWC	3.0 GT S-AWC
Type	Continuously Variable Transmission (CVT)	Continuously Variable Transmission (CVT)	Continuously Variable Transmission (CVT)	6-speed electronic automatic transmission (6AT)
Active front differential (S-AWC only)	-	- / STD	- / STD	STD
Steering wheel paddle shifters	-	-	-	STD

SUSPENSION	2.4 ES 2WD / 2.4 ES AWC	2.4 SE 2WD / 2.4 SE S-AWC	2.4 SEL 2WD / 2.4 SEL S-AWC	3.0 GT S-AWC
Front	MacPherson strut with stabilizer bar	MacPherson strut with stabilizer bar	MacPherson strut with stabilizer bar	MacPherson strut with stabilizer bar
Rear	Multi-link with stabilizer bar	Multi-link with stabilizer bar	Multi-link with stabilizer bar	Multi-link with stabilizer bar
STEERING				
Type	Electric Power Steering	Electric Power Steering	Electric Power Steering	Electric Power Steering
Turns, lock to lock	2.9	2.9	2.9	3.3
Turning circle (curb to curb)	34.8 ft.	34.8 ft.	34.8 ft.	34.8 ft.

BRAKES/TIRES/WHEELS	2.4 ES 2WD / 2.4 ES AWC	2.4 SE 2WD / 2.4 SE S-AWC	2.4 SEL 2WD / 2.4 SEL S-AWC	3.0 GT S-AWC
Brakes - Front (in.)	Ventilated disc, 11.6 in.	Ventilated disc, 11.6 in.	Ventilated disc, 11.6 in.	Ventilated disc, 11.6 in.
Brakes - Rear (in.)	Solid disc, 11.9 in.	Solid disc, 11.9 in.	Solid disc, 11.9 in.	Solid disc, 11.9 in.
Brakes - ABS	4-wheel, 4-channel, 4-sensors with Electronic Brake-force Distribution (EBD) and Brake Assist	4-wheel, 4-channel, 4-sensors with Electronic Brake-force Distribution (EBD) and Brake Assist	4-wheel, 4-channel, 4-sensors with Electronic Brake-force Distribution (EBD) and Brake Assist	4-wheel, 4-channel, 4-sensors with Electronic Brake-force Distribution (EBD) and Brake Assist
Wheels	18 x 7.0 aluminum alloy	18 x 7.0 aluminum alloy	18 x 7.0 aluminum alloy	18 x 7.0 aluminum alloy
Tires	P225/55 R18	P225/55 R18	P225/55 R18	P225/55 R18

CAPACITIES	2.4 ES 2WD / 2.4 ES AWC	2.4 SE 2WD / 2.4 SE S-AWC	2.4 SEL 2WD / 2.4 SEL S-AWC	3.0 GT S-AWC
Passenger seating	7	7	7	7
Fuel	16.6 gallons (2WD) / 15.8 gallons (AWC)	16.6 gallons (2WD) / 15.8 gallons (S-AWC)	16.6 gallons (2WD) / 15.8 gallons (S-AWC)	15.8 gallons
Oil	4.5 quarts	4.5 quarts	4.5 quarts	4.2 quarts
Tow capacity (MAX)	1,500 lbs.	1,500 lbs.	1,500 lbs.	3,500 lbs.
WEIGHTS				
Curb weight	3,229 lbs. / 3,472 lbs.	3,351 lbs. / 3,472 lbs.	3,351 lbs. / 3,472 lbs.	3,604 lbs.
GVWR	4,861 lbs. / 4,861 lbs.	4,861 lbs. / 4,861 lbs.	4,861 lbs. / 4,861 lbs.	5,027 lbs.

FUEL ECONOMY [®]	2.4 ES 2WD / 2.4 ES AWC	2.4 SE 2WD / 2.4 SE S-AWC	2.4 SEL 2WD / 2.4 SEL S-AWC	3.0 GT S-AWC
City / Highway / Combined	25 / 30 / 27 mpg (2WD) / 24 / 29 / 26 mpg (AWC)	25 / 30 / 27 mpg (2WD) / 24 / 29 / 26 mpg (S-AWC)	25 / 30 / 27 mpg (2WD) / 24 / 29 / 26 mpg (S-AWC)	20 / 27 / 22 mpg
See www.fueleconomy.gov for EPA estimates. Your mileage will vary.				

22

EXTERIOR FEATURES	ES 2WD / AWC	SE 2WD/S-AWC	SEL 2WD/S-AWC	GT S-AWC
LED High and Low beam headlights	-	-	OPT	STD
Auto-off headlights	STD	STD	-	-
Auto-on/off headlights	-	-	STD	STD
LED positioning lights	STD	STD	STD	STD
Fog lights	-	STD	STD	-
LED fog lights	-	-	OPT	STD
Color-keyed folding side-view mirrors with turn indicators	-	STD	STD	STD
Heated power side-view mirrors	STD	STD	STD	STD
Power folding side-view mirrors	-	OPT	STD	STD
LED rear combination tail lights	STD	STD	STD	STD
Chrome beltline molding	-	-	STD	STD
Shark fin antenna	STD	STD	STD	STD
Power glass sunroof with sunshade and tilt feature	-	OPT	OPT	STD
Front windshield variable intermittent wipers	STD	STD	-	-
Front windshield rain-sensing wipers	-	-	STD	STD
Rear window intermittent wiper/washer with defroster	STD	STD	STD	STD
Windshield wiper de-icer	- / STD	- / STD	- / STD	STD
Rear privacy glass	STD	STD	STD	STD
Wheel arch moldings	STD	STD	STD	STD
18 in. two-tone alloy wheels	STD	STD	STD	STD
Tire repair kit	STD	STD	STD	STD
Roof carrier plug-in accommodation	STD	STD	-	-
Silver roof rails	-	-	STD	STD

INTERIOR FEATURES	ES 2WD / AWC	SE 2WD/S-AWC	SEL 2WD/S-AWC	GT S-AWC
Color multi-information display	STD	STD	STD	STD
High-contrast meters	STD	STD	STD	STD
Gloss black instrument and accent panel	STD	-	-	-
Dual-visor vanity mirrors with illumination	STD	STD	STD	STD
Front map lights	STD	STD	STD	STD
Cargo light	STD	STD	STD	STD
7-passenger seating	STD	STD	STD	STD
Drive mode selector	- / STD	- / STD	- / STD	STD
ECO indicator light	STD	STD	STD	STD
ECO drive mode switch	STD	STD	STD	STD
Leather trim seating surfaces	-	-	STD	STD
Combination soft touch seating surfaces	-	STD	-	-
Fabric seating surfaces	STD	-	-	-
Heated front seats	STD	STD	STD	STD
Gloss black shift indicator panel with silver accent	-	STD	STD	STD
Leather-appointed door, armrest and trim panel insert	-	STD	STD	STD
8-way power adjustable front seats	-	STD	STD	STD
6-way adjustable driver's seat	STD	-	-	-
4-way adjustable front passenger seat	STD	-	-	-
Front passenger seat back pocket	STD	STD	STD	STD
Driver seat back pocket	-	-	STD	STD
60/40 split fold-down rear seats with independent slide and reclining adjustments (second row)	STD	STD	STD	STD
50/50 flat fold-down third-row seats	STD	STD	STD	STD
Leather-wrapped steering wheel	-	STD	STD	STD
Tilt and telescopic steering wheel	STD	STD	STD	STD
Heated steering wheel	-	-	OPT	STD
Leather-wrapped shift knob	-	STD	STD	STD
Silver painted instrument and accent panels	-	-	STD	STD
Soft-touch upper instrument panel and door trim	STD	STD	STD	STD
Remote hood and fuel door release lever	STD	STD	STD	STD

CONVENIENCE FEATURES	ES 2WD / AWC	SE 2WD/S-AWC	SEL 2WD/S-AWC	GT S-AWC
710-watt Rockford Fosgate [®] premium audio system with 9 speakers ⁶	-	-	OPT	STD
7.0 in. touch panel display audio system	STD	-	-	-
7.0 in. Smartphone Link Display Audio System with Apple CarPlay [™] and Android Auto ^{™12,13}	-	STD	STD	STD
6 speakers	STD	STD	STD	-
Front USB port	STD	STD	STD	STD
Second Row USB port	-	STD	STD	STD
SiriusXM [™] Satellite Radio with 3-mo. subscription ⁹	-	STD	STD	STD
Digital HD Radio ⁸	STD	STD	STD	STD
Bluetooth [®] wireless technology with steering wheel controls ¹⁵	STD	STD	STD	STD
Rearview camera	STD	STD	STD	-
Multi-View Camera system ¹¹	-	-	OPT	STD
Auto-dimming rearview mirror with Homelink [®]	-	-	STD	STD
Steering wheel voice controls	-	STD	STD	STD
Power remote tailgate	-	-	STD	STD
FAST-Key passive entry system with push button start and panic feature	-	STD	STD	STD
Remote keyless entry with panic feature	STD	-	-	-
ECO indicator light	STD	STD	STD	STD
Dual-zone automatic climate control	STD	STD	STD	STD
Micron air filtration	STD	STD	STD	STD
Sunglass holder (N/A with sunroof)	STD	STD	STD	-
ECO drive mode switch	STD	STD	STD	STD
Cruise control	STD	STD	STD	STD
Power door locks	STD	STD	STD	STD
Power windows with driver controlled auto up/down for all windows	STD	STD	STD	STD
12-volt accessory outlets (x2)	STD	STD	STD	STD
Center console box with armrest	STD	STD	STD	STD
Door panel storage pockets with bottle holder	STD	STD	STD	STD
Rear seat center armrest with cupholders	STD	STD	STD	STD
Rear vents	STD	STD	STD	STD

[-] NOT AVAILABLE [STD] STANDARD [OPT] OPTIONAL PACKAGE FEATURES AND OPTIONS SUBJECT TO CHANGE WITHOUT NOTICE.

ADDITIONAL EQUIPMENT (CONT.)
Protection Package
<ul style="list-style-type: none"> Chrome door handle covers Side-view mirror covers
Popular Equipment Value Package
<ul style="list-style-type: none"> Wheel locks Front and rear mudguards Cargo mat Cargo net Aluminum/leather shift knob Third-row floor mat Body side moldings
Protection & All Weather Value Package
<ul style="list-style-type: none"> All weather floor mats (x4) Cargo tray Rear bumper step protection Scuff Plates Tailgate protection
All Weather Package
<ul style="list-style-type: none"> Cargo tray All weather floor mats (x4)
Towing Package
<ul style="list-style-type: none"> Tow hitch Trailer tow wire harness

CONVENIENCE FEATURE (CONT.)	ES 2WD / AWC	SE 2WD/S-AWC	SEL 2WD/S-AWC	GT S-AWC
Third-row cupholder and storage space	STD	STD	STD	STD
Underfloor cargo area storage	STD	STD	STD	STD
Cargo tie-down hooks	STD	STD	STD	STD
Retractable assist grips	STD	STD	STD	STD
Coat hanger	STD	STD	STD	STD

SAFETY AND SECURITY	ES 2WD / AWC	SE 2WD/S-AWC	SEL 2WD/S-AWC	GT S-AWC
Adaptive Cruise Control (ACC) ⁹	-	-	OPT	OPT
Forward Collision Mitigation (FCM) ⁵	-	-	OPT	OPT
Lane Departure Warning (LDW) ¹⁰	-	-	OPT	OPT
Automatic High Beam (AHB) headlights ⁴	-	-	OPT	OPT
Blind Spot Warning (BSW) with Lane Change Assist (LCA) and Rear Cross Traffic Alert (RCTA) ^{6,7,8}	-	OPT	STD	STD
Hill Start Assist (HSA)	STD	STD	STD	STD
Anti-lock Braking System (ABS) with Electronic Brakeforce Distribution (EBD) and Brake Assist (BA)	STD	STD	STD	STD
Electric Parking Brake with Auto Hold	STD	STD	STD	STD
Active Stability Control (ASC)	STD	STD	STD	STD
Traction Control Logic (TCL)	STD	STD	STD	STD
Tire Pressure Monitoring System (TPMS)	STD	STD	STD	STD
Side curtain airbags ³	STD	STD	STD	STD
Front seat-mounted side airbags ⁵	STD	STD	STD	STD
Driver's knee airbag ³	STD	STD	STD	STD
Advanced dual-stage SRS front airbags ³	STD	STD	STD	STD
Three-point seat belts and head restraints for all seating positions	STD	STD	STD	STD
Adjustable front shoulder belts with pretensioner	STD	STD	STD	STD
LATCH child-restraint system	STD	STD	STD	STD
Child safety rear door locks	STD	STD	STD	STD
Anti-theft alarm system	STD	STD	STD	STD
Anti-theft engine immobilizer	STD	STD	STD	STD

OUTLANDER WARRANTY See retailer for limited warranty and roadside assistance terms and conditions.

Basic	5-year/60,000-mile limited warranty
Limited powertrain	10-year/100,000-mile limited warranty
Anti-corrosion	7-year/100,000-mile limited warranty
Roadside assistance	5-year/unlimited miles

The 10-year/100,000-mile Powertrain Limited Warranty coverage terms are from the original in-service dates, and are applicable only to the original owner of new, retail models purchased from an authorized Mitsubishi dealer. Subsequent owners receive the balance of the New Vehicle Limited Warranty of 5 years/60,000 miles. See retailer for limited warranty and roadside assistance terms and conditions.

Technical data, equipment and options shown are based on the latest information available at the time of printing and are subject to change without notice. Colors may vary due to the printing process. Exterior and interior lights on vehicles shown may be illuminated for illustration purposes only. Vehicles are shown with optional equipment. Not all equipment is available on every model. For more complete details about equipment configuration and Mitsubishi Genuine Accessories, please contact your Mitsubishi Retailer.

Log on to our website and browse our full lineup of new vehicles, get MSRP and customer rebate information, and "build" the Mitsubishi that's right for you. The site can help you locate your nearest dealer – or even have a dealer contact you.

MITSUBISHICARS.COM

Mitsubishi Motors North America, Inc.
6400 Katella Ave., Cypress, CA 90630-0064
1-888-MITSU2019

ADDITIONAL EQUIPMENT

SE Convenience Package: Optional for SE 2WD and SE S-AWC

- Power glass sunroof with sunshade and tilt feature
- Blind Spot Warning (BSW) with Rear Cross Traffic Alert (RCTA) and Lane Change Assist (RCA)
- Power folding side view mirrors

SEL Premium Package: Optional for SEL 2WD and SEL S-AWC

- 710-watt Rockford Fosgate[®] premium audio system with 9 speakers¹⁵
- Power glass sunroof with sunshade and tilt feature
- LED High and Low beam headlights
- LED fog lights
- Multi-View Camera system¹¹
- Heated steering wheel

SEL Touring Package: Optional for SEL 2WD and SEL S-AWC

- Includes Premium Package, plus:
- Adaptive Cruise Control (ACC)⁹
- Forward Collision Mitigation (FCM)⁵
- Lane Departure Warning (LDW)¹⁰
- Automatic High Beam (AHB) headlights⁴

GT Touring Package: Optional for GT S-AWC

- Adaptive Cruise Control (ACC)⁹
- Forward Collision Mitigation (FCM)⁵
- Lane Departure Warning (LDW)¹⁰
- Automatic High Beam (AHB) headlights⁴

Cargo Mat Package

- Cargo mat
- Cargo net
- Third-row floor mat

Interior Package

- Aluminum/leather shift knob
- Gloss black door switch panels

Exterior Package

- Front, side, and rear airdams

23

SPECIFICATIONS OUTLANDER SPORT

ENGINE	ES 2.0 2WD / ES 2.0 AWC	SE 2.0 2WD / SE 2.0 AWC	GT 2.4 2WD / GT 2.4 AWC
Type	2.0L MIVEC DOHC, 16-valve Inline 4-cylinder	2.4L MIVEC DOHC 16-valve Inline 4-cylinder	2.4L MIVEC DOHC 16-valve Inline 4-cylinder
Materials	Aluminum block/aluminum cylinder heads	Aluminum block/aluminum cylinder heads	Aluminum block/aluminum cylinder heads
Bore x stroke	86.0 mm x 86.0 mm	86.0 mm x 86.0 mm	88.0 mm x 97.0 mm
Compression ratio	10.0	10.0	10.5
Displacement	2.0L /1,998 cc	2.0L /1,998 cc	2.4L / 2,360 cc
Horsepower	148 @ 6,000 rpm	148 @ 6,000 rpm	168 @ 6,000 rpm
Torque	145 lb-ft @ 4,200 rpm	145 lb-ft @ 4,200 rpm	167 lb-ft @ 4,100 rpm
Redline RPM	6,500	6,500	6,500
Engine oil	0W-20	0W-20	0W-20
Recommended fuel	Regular unleaded	Regular unleaded	Regular unleaded

TRANSMISSION	ES 2.0 2WD / ES 2.0 AWC	SE 2.0 2WD / SE 2.0 AWC	GT 2.4 2WD / GT 2.4 AWC
5-speed manual transmission	STD / -	-	-
Continuously Variable Transmission (CVT)	OPT / STD	STD	STD
Front-wheel drive (FWD)	STD / -	STD / -	STD / -
All-Wheel Control (AWC)	- / STD	- / STD	- / STD

SUSPENSION	ES 2.0 2WD / ES 2.0 AWC	SE 2.0 2WD / SE 2.0 AWC	GT 2.4 2WD / GT 2.4 AWC
Front	MacPherson strut with stabilizer bar	MacPherson strut with stabilizer bar	MacPherson strut with stabilizer bar
Rear	Multi-link with stabilizer bar	Multi-link with stabilizer bar	Multi-link with stabilizer bar

STEERING	ES 2.0 2WD / ES 2.0 AWC	SE 2.0 2WD / SE 2.0 AWC	GT 2.4 2WD / GT 2.4 AWC
Type	Electric Power Steering	Electric Power Steering	Electric Power Steering
Turns, lock to lock	3.3	3.3	3.3
Turning circle - curb to curb	34.8 ft.	34.8 ft.	34.8 ft.

BRAKES / WHEELS / TIRES	ES 2.0 2WD / ES 2.0 AWC	SE 2.0 2WD / SE 2.0 AWC	GT 2.4 2WD / GT 2.4 AWC
Brakes - Front	Ventilated disc, 11.6 in.	Ventilated disc, 11.6 in.	Ventilated disc, 11.6 in.
Brakes - Rear	Solid disc, 11.9 in.	Solid disc, 11.9 in.	Solid disc, 11.9 in.
Brakes - ABS	4-wheel, 4-channel, 4-sensors with Electronic Brake-force Distribution (EBD) and Brake Assist	4-wheel, 4-channel, 4-sensors with Electronic Brake-force Distribution (EBD) and Brake Assist	4-wheel, 4-channel, 4-sensors with Electronic Brake-force Distribution (EBD) and Brake Assist
Wheels	18 x 7.0 J aluminum alloy	18 x 7.0 J aluminum alloy	18 x 7.0 J aluminum alloy
Tires	P225/55 R18	P225/55 R18	P225/55 R18

CAPACITIES	ES 2.0 2WD / ES 2.0 AWC	SE 2.0 2WD / SE 2.0 AWC	GT 2.4 2WD / GT 2.4 AWC
Passenger Seating	5	5	5
Fuel	16.6 gallons / 15.8 gallons	16.6 gallons / 15.8 gallons	16.6 gallons / 15.8 gallons
Engine Oil (5MT)	4.5 quarts (4.2 quarts for 5MT) / 4.5 quarts	4.5 quarts	4.5 quarts

WEIGHTS	ES 2.0 2WD / ES 2.0 AWC	SE 2.0 2WD / SE 2.0 AWC	GT 2.4 2WD / GT 2.4 AWC
Curb weight (5MT)	3,109 lbs. (3,032 lbs.) / 3,252 lbs.	3,142 lbs. / 3,252 lbs.	3,142 lbs. / 3,285 lbs.
GVWR (5MT)	4,343 lbs.	4,343 lbs.	4,343 lbs.
Weight distribution (% f/r) (5MT)	60/40 (59/41) / 59/41	60/40 / 59/41	60/40 / 59/41

FUEL ECONOMY ¹⁵	ES 2.0 2WD / ES 2.0 AWC	SE 2.0 2WD / SE 2.0 AWC	GT 2.4 2WD / GT 2.4 AWC
City (5MT) / Highway (5MT) / Combined (5MT)	24(23) / 30(29) / 27(25) mpg /	24 / 30 / 27 mpg /	23 / 29 / 25 mpg /
See www.fueleconomy.gov for EPA estimates. Your mileage will vary	23 / 29 / 26 mpg	23 / 29 / 26 mpg	23 / 28 / 25 mpg

EXTERIOR FEATURES	ES 2.0 2WD / ES 2.0 AWC	SE 2.0 2WD / SE 2.0 AWC	GT 2.4 2WD / GT 2.4 AWC	EXTERIOR FEATURES (CONT.)	ES 2.0 2WD / ES 2.0 AWC	SE 2.0 2WD / SE 2.0 AWC	GT 2.4 2WD / GT 2.4 AWC
High Intensity Discharge (HID) headlights	-	-	STD	Shark fin antenna	STD	STD	STD
Halogen headlights	STD	STD	-	Front windshield variable intermittent wipers	STD	STD	STD
Auto on/off headlights	-	-	STD	Rear window intermittent wiper/washer with defroster	STD	STD	STD
Fog lights	-	STD	STD	Front windshield rain-sensing wipers	-	-	STD
Daytime LED running lights	-	STD	STD	Rear privacy glass	STD	STD	STD
LED rear combination taillights	STD	STD	STD	Single exhaust outlet with chrome tip	-	STD	STD
Color-keyed front and rear bumpers	STD	STD	STD	18 in. two-tone alloy wheels	STD	STD	STD
Color-keyed folding side-view mirrors with turn signal indicators	STD	STD	STD	225/55R18 all-season tires	STD	STD	STD
Heated power side-view mirrors	STD	STD	STD	Temporary spare tire	STD	STD	STD
Power folding side-view mirrors	-	STD	STD	Silver front bumper under garnish	-	STD	STD
Color-keyed outside door handles	STD	STD	STD	Black front bumper under garnish	STD	-	-
Roof carrier plug-in accommodation	STD	STD	-	Wheel arch moldings	STD	STD	STD
Black roof rails	-	-	STD				

INTERIOR FEATURES	ES 2.0 2WD / ES 2.0 AWC	SE 2.0 2WD / SE 2.0 AWC	GT 2.4 2WD / GT 2.4 AWC
Color multi-information display	STD	STD	STD
High-contrast meters	STD	STD	STD
Dual-visor vanity mirrors with illumination	-	STD	STD
Dual-visor vanity mirrors	STD	-	-
Cargo light	STD	STD	STD
5-passenger seating	STD	STD	STD
Combination soft-touch seating surfaces	-	-	STD
Fabric seating surfaces	STD	STD	-
Heated front seats	-	STD	STD
6-way adjustable driver's seat	STD	STD	STD
4-way adjustable front passenger seat	STD	STD	STD
60/40 split fold-down rear seatback	STD	STD	STD
Tilt/telescopic steering wheel	STD	STD	STD
Leather-wrapped steering wheel and shift knob	-	STD	STD
Soft-touch upper instrument panel and door trim	STD	STD	STD
Chrome-plated inner door handles	STD	STD	STD
Carbon design audio panel	STD	STD	-
Gloss black with silver accent audio panel	-	-	STD
Remote hood and fuel door release lever	STD	STD	STD

CONVENIENCE FEATURES	ES 2.0 2WD / ES 2.0 AWC	SE 2.0 2WD / SE 2.0 AWC	GT 2.4 2WD / GT 2.4 AWC
7.0 in. Smartphone Link Display Audio System with Apple CarPlay ¹ , Android Auto ² , and six speakers ^{2,3}	-	STD	STD

7.0 in. touch panel display audio system	STD	-	-
USB port	STD	-	-
Dual USB ports	-	STD	STD
SiriusXM [®] Satellite Radio with 3-mo. prepaid subscription ⁶	-	STD	STD
Digital HD Radio ⁷	STD	STD	STD
Bluetooth [®] wireless technology ⁴	STD	STD	STD
Steering wheel audio controls	STD	STD	STD
Steering wheel voice controls	-	STD	STD
Upshift indicator light (MT only)	STD / -	-	-
ECO indicator light (CVT only)	STD	STD	STD
Drive mode-selector (2WD/4WD AUTO/4WD LOCK)	- / STD	- / STD	- / STD
Rearview camera	STD	STD	STD
FAST-Key passive entry system with push button start and panic feature	-	STD	STD
Remote keyless entry with panic feature	STD	-	-
Automatic climate control	STD	STD	STD
Micron air filtration	STD	STD	STD
Rear heater floor ducts	STD	STD	STD
Cruise control	STD	STD	STD
Power door locks	STD	STD	STD
Power windows with driver's auto up/down	STD	STD	STD
Auto-dimming rearview mirror with Homelink ⁸	-	-	STD
Day/night rearview mirror	STD	STD	-
12-volt accessory outlets (x2)	STD	STD	STD
Center console box with armrest and cup holders	STD	STD	STD
Instrument panel lower-center storage	STD	STD	STD
Front door panel storage pockets with bottle holder	STD	STD	STD
Glove box	STD	STD	STD
Rear seat center armrest with cup holders	STD	STD	STD
Rear cargo compartment	STD	STD	STD
Cargo tie-down hooks	STD	STD	STD
Retractable assist grips	STD	STD	STD

SAFETY AND SECURITY	ES 2.0 2WD / ES 2.0 AWC	SE 2.0 2WD / SE 2.0 AWC	GT 2.4 2WD / GT 2.4 AWC
Forward Collision Mitigation (FCM) ⁵	-	-	STD
Lane Departure Warning (LDW) ¹⁰	-	-	STD
Automatic High Beam (AHB) ⁹ headlights	-	-	STD
Hill Start Assist (HSA)	STD	STD	STD
Anti-lock Braking System (ABS) with Electronic Brakeforce Distribution (EBD) and Brake Assist (BA)	STD	STD	STD
Active Stability Control (ASC)	STD	STD	STD
Traction Control Logic (TCL)	STD	STD	STD
Side curtain airbags ³	STD	STD	STD
Front seat-mounted side airbags ³	STD	STD	STD

PORT ADDITIONAL EQUIPMENT	ES 2.0 2WD / ES 2.0 AWC	SE 2.0 2WD / SE 2.0 AWC	GT 2.4 2WD / GT 2.4 AWC
LED Illumination Package	-	-	-
· Floor illumination (blue LEDs)	-	-	-
· Interior lights	-	-	-
· Tailgate illumination (blue LEDs)	-	-	-

Protection and All Weather Value Package	ES 2.0 2WD / ES 2.0 AWC	SE 2.0 2WD / SE 2.0 AWC	GT 2.4 2WD / GT 2.4 AWC
· Cargo tray	-	-	-
· All weather floor mats (x4)	-	-	-
· Hood protector	-	-	-
· Scuff plates	-	-	-
· Rear bumper plate	-	-	-

FOOTNOTES

- Based on EPA highway mileage rating. Actual mileage may vary.
- All claims based on available data for 2018 model year competitors at time of publication.
- Airbags are part of a Supplemental Restraint System (SRS). To decrease the risk of injury from a deploying airbag, always wear your seat belt, sit upright in the middle of the seat, and do not lean against the door. Always place children 12 and under in the rear seat and use appropriate child restraints. Never place a rear-facing infant restraint in the front seat. See your Owner's Manual and instructions provided with your child restraint for additional information.
- The Automatic High Beam (AHB) headlights system is a driver aid only. Factors such as a dirty windshield, variable weather, changing light conditions, or hilly terrain, may also affect system performance.
- The Forward Collision Mitigation (FCM)/Pedestrian Detection (PD) system is a driver aid only and is not a substitute for safe and careful driving. Under certain circumstances, the system may not detect other vehicles and/or pedestrians correctly.
- The Blind Spot Warning (BSW) system is a driver aid only and is not a substitute for safe and careful driving. Under certain circumstances, this system may not detect other vehicles correctly.
- The Lane Change Assist (LCA) system is a driver aid only and is not a substitute for safe and careful driving. Under certain circumstances, this system may not detect other vehicles correctly.
- The Rear Cross Traffic Alert (RCTA) system is a driver aid only and is not a substitute for safe and careful driving. Under certain circumstances, this system may not detect other vehicles correctly.
- The Adaptive Cruise Control system is not a collision avoidance system or an automatic driving system. It is designed to use only limited braking and is never a substitute for safe and careful driving. Never rely solely on the Adaptive Cruise Control system.
- The Lane Departure Warning system is designed to read the lane marks under certain conditions. It is not a collision avoidance system and is not a substitute for safe and careful driving.
- The Multi-View Camera system is a driver aid only and is not a substitute for visual confirmation. The view on the screen is limited and objects outside that view will not be seen.
- Apple CarPlay and Siri are trademarks of Apple Inc., registered in the U.S. and other countries.
- Google, Android, Android Auto, Google Play, and other marks are trademarks of Google Inc. To use Android Auto on your phone screen, you'll need an Android phone running 5.0 (Lollipop) or higher and the Android Auto app.
- The Bluetooth word mark and logos are owned by the Bluetooth SIG, Inc., and any use of such marks by Mitsubishi is under license.
- EPA estimates are to be used as a standardized comparison with other vehicles. Your actual mileage will vary depending on how you drive and maintain your vehicle.
- SiriusXM[®] services require a subscription sold separately, or as a package, by SiriusXM[®] Radio Inc. If you decide to continue service after your trial, the subscription plan you choose will automatically renew thereafter and you will be charged according to your chosen payment method at then-current rates. Fees and taxes apply. To cancel you must call SiriusXM[®] at 1-866-635-2349. See SiriusXM[®] Customer Agreement for complete terms at www.siriusxm.com. All fees and programming subject to change. Sirius[®], XM[®], SiriusXM[®] and all related marks and logos are trademarks of SiriusXM[®] Radio Inc.

SAFETY AND SECURITY	ES 2.0 2WD / ES 2.0 AWC	SE 2.0 2WD / SE 2.0 AWC	GT 2.4 2WD / GT 2.4 AWC
Driver's knee airbag ³	STD	STD	STD
Advanced dual-stage SRS front airbags ³	STD	STD	STD
Adjustable front shoulder belts with pretensioner	STD	STD	STD
Three-point seat belts and head restraints for all seating positions	STD	STD	STD
LATCH child-restraint system	STD	STD	STD
Child safety rear door locks	STD	STD	STD
Anti-theft alarm system and engine immobilizer	STD	STD	STD
RISE body construction	STD	STD	STD
Blind Spot Warning (BSW) with Lane Change Assist (LCA) and Rear Cross Traffic Alert (RCTA) ^{6,7,8}	-	STD	STD

Cargo Mat Package	ES 2.0 2WD / ES 2.0 AWC	SE 2.0 2WD / SE 2.0 AWC	GT 2.4 2WD / GT 2.4 AWC
· Reversible cargo mat	-	-	-
· Cargo net	-	-	-

Exterior Package	ES 2.0 2WD / ES 2.0 AWC	SE 2.0 2WD / SE 2.0 AWC	GT 2.4 2WD / GT 2.4 AWC
· Large rear spoiler	-	-	-
· Rear undercover	-	-	-

Chrome Package	ES 2.0 2WD / ES 2.0 AWC	SE 2.0 2WD / SE 2.0 AWC	GT 2.4 2WD / GT 2.4 AWC
· Side-view mirror covers	-	-	-
· Chrome door handle covers	-	-	-

Popular Equipment Value Package	ES 2.0 2WD / ES 2.0 AWC	SE 2.0 2WD / SE 2.0 AWC	GT 2.4 2WD / GT 2.4 AWC
· Reversible cargo mat	-	-	-
· Front and rear mud guards	-	-	-
· Wheel locks	-	-	-
· Cargo net	-	-	-
· Aluminum / leather shift knob	-	-	-

ACCESSORY OPTIONS (PIO)	ES 2.0 2WD / ES 2.0 AWC	SE 2.0 2WD / SE 2.0 AWC	GT 2.4 2WD / GT 2.4 AWC
Alloy Fuel Door: Available on all trims	-	-	-
Roof Rack Crossbars: Available on all trims	-	-	-
Front and Rear Mudguards: Available on all trims	-	-	-
Tonneau Cover: Only on ES 2.0 2WD / AWC	-	-	-
Carpeted Floor Mats and Portfolio: Available on all trims	-	-	-
Remote Engine Start: Available on all trims	-	-	-
Body Side Moldings: Available on all trims	-	-	-
LED Fog Lights: Available on all trims	-	-	-
Rear Park Assist Sensors: Available on all trims	-	-	-
Wheel Locks: Available on all trims	-	-	-
Rear Large Spoiler: Available on all trims	-	-	-
Hood Protector: Available on all trims	-	-	-
Black Lug Nuts & Wheel Locks Available on all trims	-	-	-

Styling Value Package	ES 2.0 2WD / ES 2.0 AWC	SE 2.0 2WD / SE 2.0 AWC	GT 2.4 2WD / GT 2.4 AWC
· Rear undercover	-	-	-
· Chrome door handle covers	-	-	-
· Chrome mirror covers	-	-	-
· Alloy fuel door	-	-	-

OUTLANDER SPORT WARRANTY See retailer for limited warranty and roadside assistance terms and conditions.

Powertrain	10-year/100,000-mile limited warranty
Basic	5-year/60,000-mile limited warranty
Anti-corrosion/Perforation	7-year/100,000-mile limited warranty
Roadside assistance	5-year/unlimited miles

The 10-year/100,000-mile Powertrain Limited Warranty coverage terms are from the original in-service dates, and are applicable only to the original owner of new, retailed models purchased from an authorized Mitsubishi dealer. Subsequent owners receive the balance of the New Vehicle Limited Warranty of 5 years/60,000 miles.

Technical data, equipment, and options shown are based on the latest information available at the time of printing and are subject to change without notice. Colors may vary due to the printing process. Exterior and interior lights on vehicles shown may be illuminated for illustration purposes only. Vehicles are shown with optional equipment. Not all equipment is available on every model. For more complete details about equipment configuration and Mitsubishi Genuine Accessories, please contact your Mitsubishi Retailer.

World-class Warranties: We stand behind what we build. Period. The Outlander Sport is backed with a 10-year/100,000-mile Powertrain Limited Warranty, a 5-year/60,000-mile fully transferable New Vehicle Limited Warranty, a 7-year/100,000-mile Anti-Corrosion/Perforation Limited Warranty and 5 years/unlimited miles roadside assistance. They are some of the most comprehensive warranties in the industry. Like our cars, we intend to serve you well for many years to come.

Log on to our website and browse our full lineup of new vehicles, get MSRP and customer rebate information, and "build" the Mitsubishi that's right for you. The site can help you locate your nearest dealer – or even have a dealer contact you.

MITSUBISHICARS.COM

Mitsubishi Motors North America, Inc.
6400 Katella Ave., Cypress, CA 90630-0064
1-888-MITSU2019

NATL-BRO-19-004

STYLIZED AND PERSONALIZED



It's easy to stand out and take charge in both, the Outlander and the Outlander Sport. But adding your own personal touch gives you even more confidence to roam free. Choose from dozens of accessories designed for tailoring yours to your needs and unique style.

OUTLANDER

- Cargo Mat
- Cargo Net
- Cargo Cover
- Cargo Tray
- Floor Mats, All Weather
- Hood Protector
- Mud Guards, Front Pair
- Mud Guards, Rear Pair
- Roof Rack Kit
- Ski & Snowboard Carrier Attachment

OUTLANDER SPORT

- Cargo Mat
- Cargo Net
- Cargo Cover
- Cargo Tray
- Floor Mats, All Weather
- Mud Guards, Front
- Mud Guards, Rear
- Rear Bumper Plate
- Roof Rack Kit
- Ski & Snowboard Carrier Attachment

GENUINE ACCESSORIES

OUTLANDER

ALLOY FUEL DOOR



FOG LIGHTS



CARGO NET & BUMPER PROTECTOR



OUTLANDER SPORT

REMOTE ENGINE START



SHIFT KNOB



WHEEL LOCKS



At Mitsubishi Motors, we believe not all drivers are created equal. So we build our vehicles for a different breed of driver, the fearless ones who take pride in what they drive, and refuse to drive more of the same. It's obvious to us that people who truly want distinctive styling and the latest technology see past the procession of bland imitations. We believe that every vehicle we make should stand for something. Something more than expected. And that's why we don't build Mitsubishi cars for stereotypes. We build them for you.

MITSUBISHICARS.COM

1-888-MITSU2019

NATLBRO-19-004

