



PORSCHE



# The new Cayenne Turbo S E-Hybrid models

Performance, electrified.



PORSCHE



European models shown. Some options may not be available in the U.S. Some items of equipment are available as extra-cost options only. The availability of models and options may vary from market to market due to local restrictions and regulations. For information on standard and optional equipment, please consult your authorized Porsche dealer. All information regarding construction, features, design, performance, dimensions, weight, fuel consumption and running costs is correct to the best of our knowledge at the time of going to print (09/19). Porsche reserves the right to alter specifications, equipment and delivery scopes without prior notice. Colors may differ from those illustrated. Errors and omissions excepted. More information in various languages is available at [www.porsche.com/disclaimer](http://www.porsche.com/disclaimer)

# Contents.

- 6 Performance, electrified
- 8 Design
- 16 E-Performance
- 18 Drive and chassis
- 20 Wheels and brakes
- 22 Lighting, sound and assistance systems
- 24 Porsche Connect
- 26 Porsche Exclusive Manufaktur
- 38 Technical data



# Performance, electrified.



## Driven by exclusivity. And unbridled performance.

They say there can only be one at the top. But is that really true?  
Who decided that there is only space for one?

Who says that exclusivity is singular? Or that the race for the crown cannot have two winners?

We won't be restricted. We say 'the best' is plural. We say the top can belong to more than one.  
And that's why we don't just electrify a sports car, we electrify a whole feeling.

Performance, electrified.  
The new Cayenne Turbo S E-Hybrid and the new Cayenne Turbo S E-Hybrid Coupe.

# Design.

## Adrenaline for the eyes.

A Porsche is not something you have, it's something you drive – together. Shared exclusivity is a unique experience. Experiencing luxury together and sharing the feeling of superior performance is hard to describe in words.

A glance at the new Cayenne Turbo S E-Hybrid is enough for the imposing design to immediately reveal that all this is inside it. Dominant air intakes and the external airblades give this sports car its powerful front. The wheels, available up to 22 inches, take care of the exclusive appearance.

The muscular construction of this Cayenne combines with the Porsche Design DNA to create a powerhouse with perceptible elegance that demands respect. The adaptive roof spoiler strengthens the tire contact pressure. Depending on the driving mode, it adapts in five levels. The sports exhaust system with sports tailpipes not only provides a rich sound, but also an impressive appearance.

The LED headlights with Matrix Design including Porsche Dynamic Light System Plus (PDLS+) are seamlessly integrated into the silhouette. LED taillights and the light strip complete the dynamically designed rear. Finally, the logo: 'Cayenne Turbo S' lets your four passengers know that they're dealing with a fully grown sports car.



## Fascination follows form.

Above all, the exterior design of the Cayenne Turbo S E-Hybrid Coupé leaves observers wanting more. The iconic 911 flyline flows consistently from the headlights via the ventilated roof spoiler to the seamless taillight strip. Visual focal points include the wide body and muscular shoulders. The form is sharpened by a completely independent rear section and an adaptive rear spoiler that integrates harmoniously into the silhouette. When driving at a speed of 55mph or above, it extends out by 5.3in, therefore increasing contact patch on the rear axle.

The large panoramic fixed glass roof also makes a real statement, spanning the entire passenger compartment. It boasts a modern, open look and floods the interior with light. If required, the glass roof can be electrically closed by an interior sunblind.



## Pure dynamics.

True power comes from within. The best example of this: the interior of the new Cayenne Turbo S E-Hybrid models. With high quality materials, it has a luxurious sense of space. At the same time, the typical Porsche interior architecture evokes pure sports car sensations. Thanks to the Porsche Advanced Cockpit control concept, all vehicle functions can be executed accurately, rapidly and directly.

Once seated behind the multifunction Sport Steering wheel, you can rely on the support of the electrically adjustable, adaptive 18-way Sport Seats. Always in range: the center

console with Direct Touch Control. A surface in an elegant glass look and touch-sensitive buttons allow direct access to the most important functions. The Burmester® 3D High-End Surround Sound System, which not only blends perfectly into the design, but also provides perfect sound with 1,455 watts and 21 individually controlled loudspeakers including an active subwoofer, offers a further treat.

Expect rear Sport Seats for two, exclusively for the Coupé models. They support agile maneuvers by keeping your passengers in position even in tight corners – g-forces become a pleasure.





## Ahead. With ease.

### Lightweight Sport Packages.

The Lightweight Sport Packages are available exclusively for the Coupe in three versions. All three include a contoured Carbon Fiber roof, the SportDesign Package with Carbon Fiber diffuser trim, 22-inch GT Design wheels and a Sport Exhaust System. The Carbon Fiber interior package awaits you in the black interior: four Sport Seats in (partial) leather interior in black with seat centers made of fabric with a traditional diamond pattern. The roof lining and steering wheel are trimmed in black Alcantara®.

### Lightweight Sport Package in Black<sup>1)</sup>

The Lightweight Sport Package in black with the rear fascia, wheel arch moldings, sideskirts, door sidebars, front fascia, air intake grilles and airblades painted in Satin Black is available as an option.

*Porsche Exclusive Manufaktur*

### Lightweight Sport Package in Carbon Fiber<sup>2)</sup>

The Lightweight Sports Package adds airblades and exterior mirror upper trims in Carbon Fiber. The air intake grilles and mirror lower trims and base have a High Gloss Black finish.

*Porsche Exclusive Manufaktur*

<sup>1)</sup> Provisionally available from 10/2019.

<sup>2)</sup> Provisionally available from 01/2020.



# E-Performance.



## The most important thing for top athletes: regeneration.

An electric mobility concept is only really innovative if it doesn't end with the vehicle. Therefore, Porsche E-Performance also extends to the infrastructure. Training and regeneration go hand in hand. Therefore, we only reach our destination when there is a smooth transition between driving pleasure and the charging process. Because our innovative charging concept meets the high standards that we set for Porsche experience, we therefore provide a coordinated all-inclusive service that allows you to charge your car on the road with the same convenience as at home.



# Drive and chassis.



## **Cayenne Turbo S E-Hybrid and Cayenne Turbo S E-Hybrid Coupe.**

Both drives show their power best when conquering the roads. The electric drive is not only responsible for the whispering tone, but also for the screams of enthusiasm. This means high energy efficiency and maximum thrust when required.

## **Sport Chrono Package.**

In addition to the analogue stopwatch on the dashboard, the Sport Chrono Package includes a mode switch on the multifunction sports steering wheel which can be used to choose between four settings: E-Power, Hybrid Auto, SPORT and SPORT PLUS. The Individual mode can be activated on the center console. So you can adjust the chassis and drive dynamics, for example, in an instant. The information on longitudinal and lateral acceleration can be found in the display in the instrument cluster, along with a performance display for lap times in Porsche Communication Management (PCM).

## **Eight-speed Tiptronic S.**

The extent of your Cayenne model's athleticism is totally up to you – all that matters is that the 8-speed Tiptronic S keeps up with you. In addition, the consumption is lowered and the comfort is increased.

## **Coasting.**

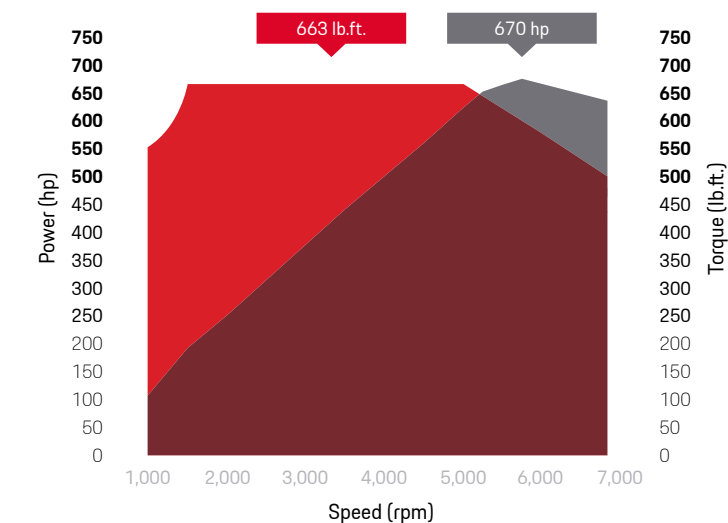
To save fuel, the so-called coasting function is possible in certain situations. The engine simply switches off. For even more efficiency.

## **Porsche 4D Chassis Control.**

Porsche 4D Chassis Control adds a new dimension to suspension control. It analyses the current driving situation based on longitudinal, lateral and vertical acceleration. It calculates the best driving conditions and synchronises all the chassis systems in real time: the fourth dimension. For an optimized overall performance.

## **Porsche Dynamic Chassis Control (PDCC) and Porsche Torque Vectoring Plus (PTV Plus).**

Porsche Dynamic Chassis Control (PDCC) is an active roll stabilisation system. Its electromechanical anti-roll bars minimize lateral body movement during cornering manoeuvres from the outset. In addition, it minimizes its lateral instability on uneven ground. The result: improved agility and driving dynamics. In combination with Porsche Torque Vectoring Plus (PTV Plus), driving stability and steering behaviour are also improved.



## **Cayenne Turbo S E-Hybrid and Cayenne Turbo S E-Hybrid Coupe.**

- 4.0-liter twin-turbo V8 engine with 541 hp
- Maximum torque: 567 lb.ft.
- Electric machine maximum power: 134 hp
- Electric machine maximum torque: 295 lb.ft.
- Total output maximum power: 670 hp
- Total output maximum torque: 663 lb.ft.

# Wheels and brakes.



## Porsche Ceramic Composite Brakes (PCCB).

The cross-drilled ceramic brake discs of the Porsche Ceramic Composite Brakes (PCCB) ensure optimum braking performance even in the toughest conditions – and therefore a shorter braking distance thanks to excellent fade resistance. The ceramic brake discs are approximately 50% lighter than comparable cast-iron discs and therefore have a positive impact on driving dynamics. With brake calipers painted in Acid Green and a brake disc diameter of 440mm at the front and 410mm at the rear, the brakes are a guarantee of performance.

Most athletes place extremely high demands on themselves. The 21-inch and 22-inch wheels catapult you to the next level, and the 22-inch wheels make one thing clear: for genuine athletes, their strides are never big enough.

- 1 21-inch Cayenne AeroDesign wheel
- 2 21-inch Cayenne Turbo Design wheel in Satin Platinum
- 3 21-inch Cayenne Turbo wheel in Dark Titanium with highly polished surfaces
- 4 21-inch RS Spyder Design wheel
- 5 21-inch Cayenne Exclusive Design wheel **Porsche Exclusive Manufaktur**
- 6 22-inch Cayenne Sport Classic wheel **Porsche Exclusive Manufaktur**
- 7 22-inch GT Design wheel in Satin Black<sup>1)</sup> **Porsche Exclusive Manufaktur**
- 8 22-inch 911 Turbo Design wheel
- 9 22-inch RS Spyder Design wheel

21 and 22-inch wheels have painted wheel arch extensions and wheel centers with full-color Porsche Crest.

1) Only in conjunction with the lightweight sport package, Black. Also available in Satin Platinum.



# Lighting, sound and assistance systems.



## Head-up display and other assistance systems.

With the new, full-color Head-Up Display, you have all the relevant driving information freely configurable in your direct line of vision, without being distracted. Other assistance systems, such as Night Vision Assist, Lane Change Assist (LCA) including traffic sign recognition, Lane Keeping Assist (LKA) or ParkAssist including Surround View, increase comfort and safety.

## Porsche InnoDrive including Adaptive Cruise Control (ACC).<sup>1)</sup>

To ensure that nothing disturbs your concentration while driving, the Adaptive Cruise Control (ACC) automatically maintains your distance from the vehicle in front. In conjunction with Porsche InnoDrive, the system is enhanced with additional, innovative functions. The system predictively optimizes your speed, recognizes speed limits and road gradients along your route – and optimally adapts the gear change strategy to these.

## LED headlights with Matrix Design including Porsche Dynamic Light System Plus (PDLS Plus).

Eighty-four LEDs act as one light source and can automatically activate high-beam when conditions permit. Porsche Dynamic Light System Plus (PDLS Plus) also includes electronic cornering lights and a camera based auto highbeam.

## BOSE® Surround Sound System.

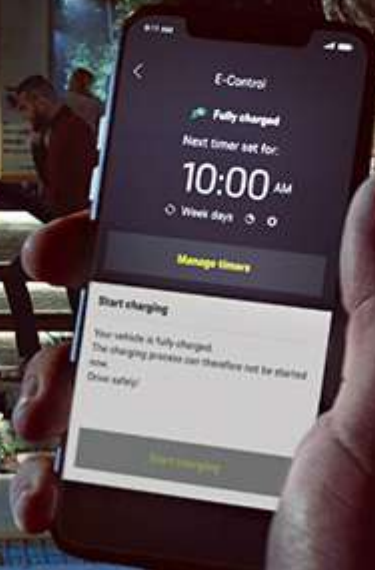
The BOSE® Surround Sound System features 14 amplifier channels. The total output: 710 watts. Fourteen loudspeakers including a separate subwoofer ensure a balanced, faithfully reproduced acoustic pattern. BOSE® SoundTrue enhancement technology delivers even better audio quality and dynamics for compressed file formats such as MP3. The AudioPilot® Noise Compensation Technology compensates for static noise.

## Burmester® 3D High-End Surround Sound System.

The system offers a total output of 1,455 watts, 21 individually controlled loudspeakers including an active subwoofer with 400-watt class D digital amplifier, two-way centre system and a total diaphragm surface area of more than 387.5 in.. The 3D sound experience is also impressive, created by the loudspeakers integrated into the A-pillars and by the use of a special Auro-3D® algorithm. The elegantly galvanized trims and Burmester® logos on selected loudspeakers highlight the exclusivity and make any workout even more intensive when accompanied by the perfect soundtrack.

<sup>1)</sup> Porsche InnoDrive is not available in some countries.

# Porsche Connect.



Note: Porsche Connect services include a free inclusive period of use, the length of which may vary by services package and country but shall not be less than three months. The full range of Porsche Connect services or individual services thereof may not be available in some countries. In addition, an integrated SIM card with data allowance for use of selected Porsche Connect services will be included in the price in some countries. For use of the WiFi hotspot and the other non-included Porsche Connect services, e.g. music streaming, via integrated SIM card, in these countries a chargeable data package is also available from the Porsche Connect Store. Alternatively, you can establish a data connection using a SIM card of your own. For further information on free subscription periods, follow-on costs and availability of individual services in your country, please visit [www.porsche.com/connect](http://www.porsche.com/connect) or consult your authorized Porsche dealer.

## The ideal basis for maximum performance.

### Porsche Connect.

How do you further improve performance? With the right attitude. Through Porsche Communication Management (PCM) and Porsche Connect, the functions of the new Cayenne models are expanded with intelligent services and apps. It supports and provides you with real-time traffic information, finds restaurants and displays available parking spaces at your destination. It also allows you to use Apple CarPlay®.

### My Porsche.

Know everything about your vehicle – before you get behind the wheel. Use the My Porsche portal to, for example, send your route to the navigation system in advance, check the fuel level or make sure that all doors and windows are closed.

# Porsche Exclusive Manufaktur.

## Your inspiration. Our passion.

Our wealth of experience goes back a long way. Since the very beginning, we at Porsche have been dedicated to realizing customer wishes. Known until 1986 as the Porsche 'Sonderwunschprogramm', then 'Porsche Exclusive' – and today we call it Porsche Exclusive Manufaktur.

We love what we do. We love our work. Every seam, every square inch of leather, and every single other fine detail receives the same devotion. We transfer our experience and passion together with your inspiration to the car – and that's how we bring dreams to life. Directly from the factory.

None of this would be possible without originality, enthusiasm and attention to detail, beginning as early as the consultation stage. That's because we keep in mind one thing above all else: your particular wishes and requirements, turning 'a' Porsche into 'your' Porsche.

And how do we turn your dreams into reality? With composure and meticulous care, by means of precision handcrafting and the use of exquisite materials such as leather, Alcantara®, Carbon Fiber, fine wood or Aluminum. Added value is achieved through dedication and finesse. Or to put it another way: the intersecting of sporty performance, comfort, design and your personal taste. A Porsche with your signature touch.

We offer a wide range of personalization options, with visual and technical enhancements for the interior and exterior. From a single alteration to extensive modifications. Your inspiration is our passion.

Be inspired by our examples on the following pages and visit [www.porsche.com/exclusive-manufaktur](http://www.porsche.com/exclusive-manufaktur) to learn everything you need to know about configuring these extraordinary vehicles.



It's nice to know that perfect can still be perfected.

Cayenne Turbo S E-Hybrid in Moonlight Blue Metallic.

1



2



3

## A configuration example from the Porsche Exclusive Manufaktur.



4

1 22-inch Cayenne Sport Classic wheels painted in exterior color, LED Headlights in Black with Matrix Design including Porsche Dynamic Light System Plus (PDLS+), SportDesign Package

2 Clear LED Taillights and light strip, Sport Tailpipes in High Gloss Silver, SportDesign package, model designation painted in exterior color

3 Personalized floor mats with leather edging (deep-pile), Door-Sill Guards in Dark Silver Brushed Aluminum

4 Interior Trim in Anthracite Chestnut, heated multifunction sports steering wheel in Anthracite Chestnut, center console armrest (front) with embossed model logo, Interior Grab Handles in Leather<sup>1)</sup>, Deviated Stitching Interior Package<sup>1)</sup>, Sport Chrono Stopwatch or Compass Dial in White

1) With deviated stitching in contrasting color Chalk.



It doesn't matter how it's made - it's made just for you.

Cayenne Turbo S E-Hybrid Coupé in Quartzite Grey Metallic.



## A configuration example from the Porsche Exclusive Manufaktur.

- 1 21-inch Cayenne Exclusive Design wheels in High Gloss Black, Clear LED taillights including light strip, SportDesign package, Sport Exhaust System including Sport Tailpipes in Silver, 'PORSCHE' logo in Satin Black and model designation painted in exterior color, model designation on doors in Silver
- 2 LED Headlights in Black with Matrix Design including Porsche Dynamic Light System Plus (PDLS Plus)
- 3 Exclusive Design gear selector with embossed Porsche Crest, partly finished with smooth-finish leather in interior color
- 4 Roof spoiler painted in High Gloss Black
- 5 Deviated Stitching Interior Package and Deviated Leather Seat Centers in contrasting color (Slate Grey), Interior Trim in Deviated Leather (Slate Grey), Interior Grab Handles in Leather, seat belts in Slate Grey, center console armrest front with embossed Porsche Crest

## Enhanced personalization.

# Deviated Stitching Interior Package and Deviated Leather Seat Centers.

How about even more design freedom in the vehicle interior? The interior packages with Deviated Stitching and Deviated leather seat centers in contrasting color from Porsche Exclusive Manufaktur make it possible to configure your Cayenne to meet your individual needs, while lending additional accents to the interior. These packages are available in all standard, special and club leather colors. Whether used individually or in combination – the result is always a harmonious overall image that makes your Cayenne one thing above all else: one-of-a-kind. Just like you.

Be inspired by our color combinations. Or visit [www.porscheusa.com](http://www.porscheusa.com) to access the Porsche Car Configurator.



— Deviated Stitching Interior Package  
— Deviated Leather Seat Centers



Leather: Slate Grey  
Deviated stitching: Bordeaux Red



Leather: Black  
Deviated stitching: Speed Blue



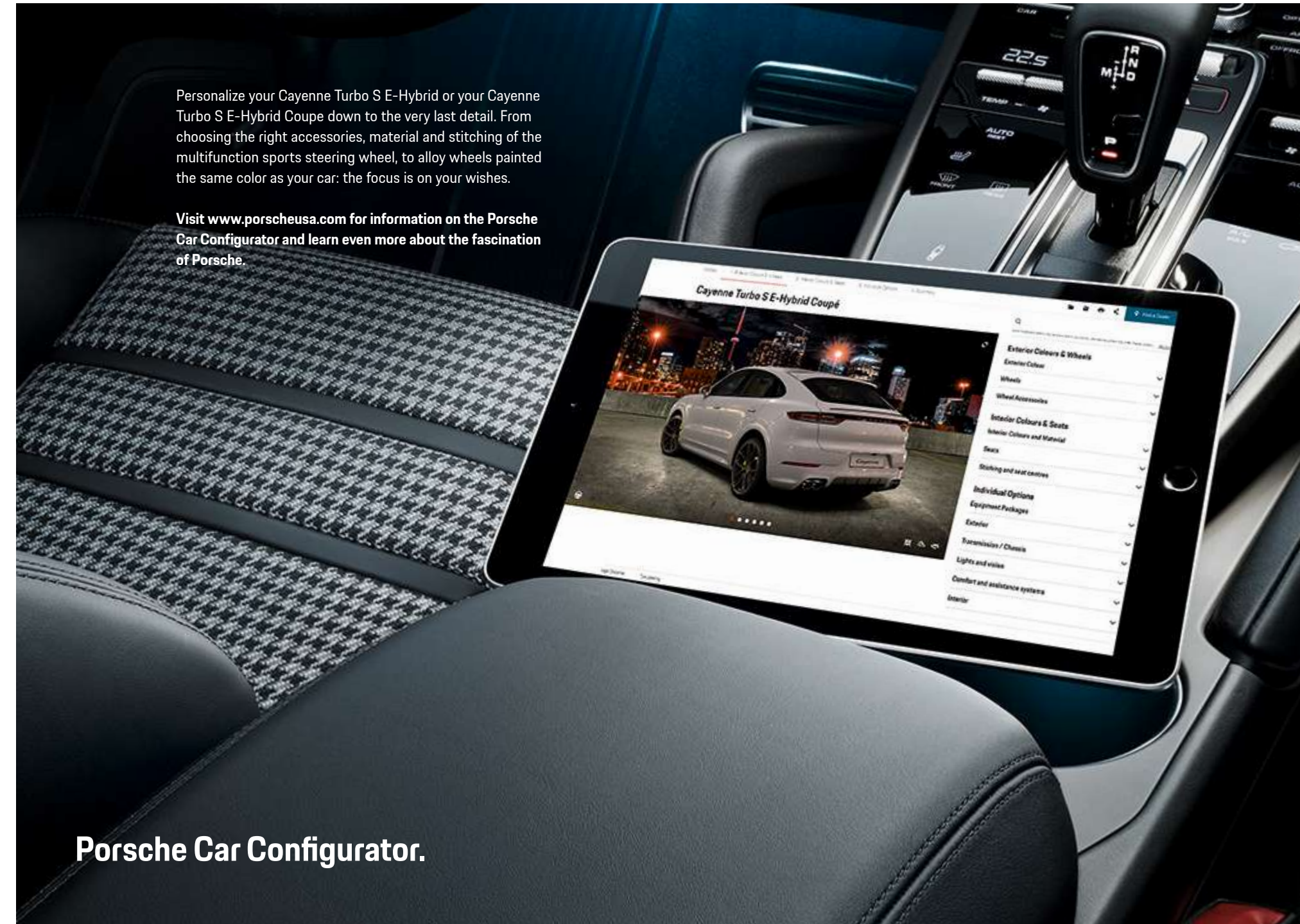
Leather: Slate Grey  
Leather Seat Centers: Chalk  
Deviated stitching: Bordeaux Red



Leather: Black  
Leather Seat Centers: Speed Blue  
Deviated stitching: Speed Blue

Personalize your Cayenne Turbo S E-Hybrid or your Cayenne Turbo S E-Hybrid Coupe down to the very last detail. From choosing the right accessories, material and stitching of the multifunction sports steering wheel, to alloy wheels painted the same color as your car: the focus is on your wishes.

Visit [www.porscheusa.com](http://www.porscheusa.com) for information on the Porsche Car Configurator and learn even more about the fascination of Porsche.



## Porsche Car Configurator.

# Equipment highlights.

## Cayenne Turbo S E-Hybrid and Cayenne Turbo S E-Hybrid Coupe.

- 4.0-liter twin-turbo V8 engine with 541 hp
- Maximum torque: 567 lb.ft.
- Electric machine maximum power: 134 hp
- Electric machine maximum torque: 295 lb.ft.
- Total output maximum power: 670 hp
- Total output maximum torque: 663 lb.ft.



### Interior:

- Panoramic glass roof including sunblind (Cayenne Coupe models)
- 8-Way electric Sport Seats with integrated headrests and rear Sport Seats for two (lightweight sports package for Cayenne Coupe models)
- 18-Way electric Adaptive Sport Seats
- 14-Way electric Comfort Seats
- Seat Ventilation
- Massage function
- Ambient lighting
- 4-Zone Climate Control
- Ionizer for improved interior air quality

### Lighting and assistance systems:

- LED headlights with Matrix Design including Porsche Dynamic Light System Plus (PDLS Plus)
- Warn And Brake Assist
- Porsche Innodrive including Adaptive Cruise Control (ACC)
- Night Vision Assist
- Head-Up Display
- Lane Keeping Assist (LKA) and Lane Change Assist (LCA)
- ParkAssist (front and rear) including Surround View

### Design:

- Iconic 911 flyline (Cayenne Coupe models)
- Interior with Porsche Advanced Cockpit and Direct Touch Control
- SportDesign Package
- Lightweight Sport Packages (Cayenne Coupe models)
- 21 and 22-inch wheels

### Connectivity and infotainment:

- Porsche Communication Management (PCM) including online navigation with 12.3-inch full-HD touchscreen display, numerous interfaces and voice control system with online connection
- Connect Plus including Apple CarPlay®, LTE communication module and integrated SIM card
- Numerous Porsche Connect services
- Porsche Connect app
- Porsche Offroad Precision app
- BOSE® Surround Sound System
- Burmester® 3D High-End Surround Sound System

### Driving dynamics:

- Adaptive air suspension including Porsche Active Suspension Management (PASM)
- Porsche Dynamic Chassis Control (PDCC)
- Rear-axle steering
- Porsche 4D Chassis Control
- Porsche Torque Vectoring Plus (PTV Plus)
- Porsche Traction Management (PTM)
- Sport Chrono Package
- Power Steering Plus

### E-Performance:

- On-board AC charger with 7.2kW

Find more variations with our Car Configurator at [www.porsche.com/build-your-cayenne](http://www.porsche.com/build-your-cayenne)



# Colors.

## Exterior.

### Solid colors.



White



Black

### Special colors.



Lava Orange



Chalk<sup>1)</sup>



Cashmere Beige Metallic<sup>1)</sup>

### Metallic colors.



Carrara White Metallic



Jet Black Metallic



Quartzite Grey Metallic



Mahogany Metallic



Dolomite Silver Metallic



Biscay Blue Metallic



Moonlight Blue Metallic

<sup>1)</sup> Provisionally available from 12/2019.

## Interior.

### Standard interior colors Leather interior.



Black



Slate Grey

### Interior in Club Leather and two-tone Club Leather.



Truffle Brown



Truffle Brown and Cohiba Brown

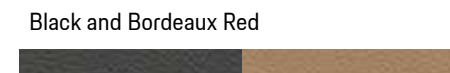
### Two-tone leather interior.




Black and Mojave Beige



Black and Bordeaux Red



Slate Grey and Mojave Beige



Graphite Blue and Chalk

### Trim.



High Gloss Black



High Gloss Carbon Fiber



Textured Aluminum



Cross-Brushed Aluminum



Dark Walnut



Natural Olive Grey




Red Gum

### Interior Sport Package, full leather.



Black fabric with a traditional Houndstooth pattern

### Porsche Exclusive Manufaktur Trim.



Painted



Leather



Anthracite Chestnut



## Technical data.

	Cayenne Turbo S E-Hybrid	Cayenne Turbo S E-Hybrid Coupe
<b>Engine</b>		
Type/number of cylinders	V8 twin-turbo	V8 twin-turbo
Valves/cylinders	4	4
Effective displacement	3,996cm <sup>3</sup>	3,996cm <sup>3</sup>
Max. power (DIN) of combustion engine at rpm	511 hp 5,750–6,000rpm	511 hp 5,750–6,000rpm
Max. torque of combustion engine at rpm	567 lb.ft. 2,100–4,500rpm	567 lb.ft. 2,100–4,500rpm
Power (electric motor) at rpm	134 hp 2,800rpm	134 hp 2,800rpm
Max. torque of electric motor at rpm	295 lb.ft. < 2,300rpm	295 lb.ft. < 2,300rpm
Total system power (plug-in hybrid) at rpm	670 hp 5,750–6,000rpm	670 hp 5,750–6,000rpm
Total system torque (plug-in hybrid) at rpm	663 lb.ft. 1,500–5,000rpm	663 lb.ft. 1,500–5,000rpm
<b>Transmission</b>		
Drive	Porsche Traction Management (PTM): active all-wheel drive system with an electronically variable, map-controlled multi-plate clutch, automatic brake differential (ABD) and anti-slip regulation (ASR)	Porsche Traction Management (PTM): active all-wheel drive system with an electronically variable, map-controlled multi-plate clutch, automatic brake differential (ABD) and anti-slip regulation (ASR)
Transmission	8-speed Tiptronic S	8-speed Tiptronic S
Lockable differentials	Electronically Controlled	Electronically Controlled
<b>Chassis</b>		
Wheels	Front: 9.5 J × 21 ET 46, Rear: 11.0 J × 21 ET 58	Front: 9.5 J × 21 ET 46, Rear: 11.0 J × 21 ET 49
Tires	Front: 285/40 R21, Rear: 315/35 R21	Front: 285/40 R21, Rear: 315/35 R21

## Technical data.

	Cayenne Turbo S E-Hybrid	Cayenne Turbo S E-Hybrid Coupe
<b>Volumes</b>		
Luggage compartment capacity to top of rear bench seat	22.7 Cubic Feet	17.6 Cubic Feet
Luggage compartment capacity with rear bench seat folded down	56.6 Cubic Feet	50.8 Cubic Feet
Tank capacity	19.8 gal	19.8 gal
<b>Weights</b>		
Curb Weight	5,675 lbs.	5,673 lbs.
GVWR	6,779 lbs.	6,823 lbs.
Maximum payload	1,104 lbs.	1,150 lbs.
Towing Capacity	7,700 lbs.	7,700 lbs.
<b>Performance</b>		
Top track speed <sup>1)</sup>	183 mph	183 mph
Acceleration 0–60 mph	3.6 secs	3.6 secs
1/4 mile	12.0 secs	12.0 secs
<b>Dimensions</b>		
Length	194.5 in	194.5 in
Width including exterior mirrors	78.4 in	78.4 in
Height	65.1 in	65.1 in
Wheelbase	114 in.	114 in.
<b>Aerodynamics</b>		
Air resistance	Drag coefficient 0.35	Drag coefficient 0.34

1) U.S. EPA estimates. Your mileage and range may vary. As of the time of printing, the 2019 EPA numbers are yet to be determined. Please see your authorized Porsche dealer or visit [www.porscheusa.com](http://www.porscheusa.com) for the latest information.

2) In conjunction with the lightweight sports package.

## Important Limitations of Assistance Systems.

### A Few Important Words About Porsche Driver Assistance Systems...

- 1 None of Porsche's Driver Assistance Systems can prevent accidents or loss of control.
- 2 No Driver Assistance System is ever a substitute for attentive driving. It is the driver's responsibility to be observant and in control of the vehicle at all times.
- 3 Please see your vehicle's owners' manual for further details about, and important limitations of, each of the specific systems described below.

### ACTIVE LANE KEEP

- 1 Active Lane Keep may not detect lane markings in certain road, weather, and driving conditions.
- 2 System is available only in conjunction with active Adaptive Cruise Control (ACC).

### ADAPTIVE CRUISE CONTROL

- 1 Adaptive Cruise Control should not be used in unfavorable road conditions and poor weather conditions.
- 2 Adaptive Cruise Control automatically maintains a set speed and a set distance at a speed above approximately 19 mph – 130 mph.

### AUTO EMERGENCY STOP

- 1 Auto Emergency Stop depends in part on signals from the worldwide Global Positioning Satellite network. The vehicle's electronic system and data connection, and existing wireless satellite technology, must be available and operating properly for the system to function fully.

### PORSCHE DYNAMIC LIGHTING SYSTEM

- 1 Static cornering lights – At speeds of up to 80 mph static cornering light is switched on when the steering wheel is turned.
- 2 Dynamic cornering light – Above a speed of around 3 mph, the low beam or high beam headlights are swiveled in the direction of the curve to illuminate the road more clearly, depending on the speed of the vehicle and the extent to which the steering wheel is turned.

### PORSCHE DYNAMIC LIGHTING SYSTEM (PLUS)

- 1 High Beam Assistant is switched on at between 20 mph and 37 mph.

### HEAD-UP DISPLAY

- 1 The driver's view of the information in the head-up display may be impaired by the following factors:
  - Sunglasses with certain polarizing
  - Wet roads
  - Unfavorable lighting conditions

### PORSCHE INNO DRIVE INCLUDING ADAPTIVE CRUISE CONTROL

- 1 InnoDrive depends in part on signals from the worldwide Global Positioning Satellite network. The vehicle's electronic system and data connection, and existing wireless satellite technology, must be available and operating properly for the system to function fully.
- 2 Construction zones, traffic flow, and other road system changes are beyond the control of Porsche Cars North America. Complete detailed mapping of lanes, roads, streets, toll roads, tollbooths, highways, road signs, and so forth is impossible. Therefore, you may encounter discrepancies between the mapping and the actual location and conditions you encounter. Always pay careful attention to the road, give precedence to directional signs on the road and not the system, and do not drive while distracted.

### INTERSECTION ASSIST

- 1 This system detects only other vehicles, but not people, cyclists, or animals, for example.

### LANE CHANGE ASSIST

- 1 Lane Change Assist operates above a driving speed of approximately 10 mph.
- 2 Rear Turn Assist – Supports Lane Change Assist only when driving off and on the vehicle side on which the turn signal was actuated. Active at speeds up to approximately 12 mph.

### LANE KEEP ASSIST WITH TRAFFIC SIGN RECOGNITION

- 1 Lane Keep Assist may not detect lane markers in certain road, weather, or driving conditions. Please see owner's manual for further details and important warnings about limitations of the system.
- 2 This system depends in part on signals from the worldwide Global Positioning Satellite network. The vehicle's electronic system and data connection, and existing wireless satellite technology, must be available and operating properly for the system to function fully.
- 3 Traffic Sign Recognition may not always see or understand every sign. It depends upon a clear, unobstructed view of the road ahead, and well-maintained and clean road signs of generally recognized types.
- 4 Lane Keep Assist may be passive if the vehicle speed is below the activation speed of approximately 40 mph.

### NIGHT VISION ASSIST

- 1 Night Vision Assist does not prevent accidents. The system may not represent objects as the eye does. It will not detect persons or animals under certain lighting and temperature conditions, and it cannot detect inanimate objects in the road.
- 2 Night Vision Assist detects persons and animals when it is sufficiently dark and at an ambient temperature below 82°.

### PARK ASSIST (FRONT AND REAR) WITH VISUAL AND AUDIBLE WARNING

- 1 ParkAssist cannot detect sound-absorbing obstacles such as powdery snow, clothing made from fabric, skin or fur; sound-reflecting obstacles such as glass surfaces, flat painted surfaces, very thin obstacles, i.e. thin posts or obstacles above and below the sensors.
- 2 ParkAssist is activated automatically up to a speed of approximately 10 mph. and when operational readiness is established in the following situations: Reverse gear engaged or distance in front is less than approximately 32 in. or rolling backward is detected.

Reversing camera – The objects shown by the camera appear distorted. The image from the rear view camera does not show the entire area behind the vehicle.

Surround View – The objects shown by the cameras appear distorted. Many of the screen windows do not show the entire area around the vehicle.

### TRAFFIC JAM ASSIST

- 1 Traffic Jam Assist supports the driver when driving in traffic jam situations or in slow-moving traffic in a speed range below approximately 40 mph.

### WARN AND BRAKE ASSIST (COLLISION AND BRAKE ASSIST)

- 1 Warn and Brake Assist cannot prevent most collisions, although it may help to reduce their severity.
- 2 In addition, Warn and Brake Assist may not detect every object in the road.
- 3 The system may not operate if certain evasive maneuvers are performed by the driver.
- 4 The system is available as of walking speed and can react to pedestrians or cyclists up to a speed of approximately 53 mph.
- 5 The function may be restricted or unavailable up to 10 seconds after establishing operational readiness, and other instances.

### WET MODE

- 1 WET Mode depends on sensors in the front wheel arches. It cannot provide assistance if there is too much water present, if the vehicle is driving too fast, or if the sensors are obstructed by dirt, excessive water or other obstructions.
- 2 WET Mode cannot detect or prevent aquaplaning.

Not all the Driver Assistance Systems described in this brochure are installed or available on every model. Some Driver Assistance Systems are optional at extra cost. Some Driver Assistance Systems require the selection of other systems or options at additional cost. Some Driver Assistance Systems are not available in combination with others. Ask your authorized Porsche dealer for details about the models and systems in which you are interested.



Dr. Ing. h.c. F. Porsche AG is the owner of numerous trademarks, both registered and unregistered, including without limitation the Porsche Crest<sup>®</sup>, Porsche<sup>®</sup>, Boxster<sup>®</sup>, Carrera<sup>®</sup>, Cayenne<sup>®</sup>, Cayman<sup>®</sup>, Macan<sup>®</sup>, Panamera<sup>®</sup>, Spyder<sup>®</sup>, Taycan<sup>®</sup>, Tiptronic<sup>®</sup>, VarioCam<sup>®</sup>, PCM<sup>®</sup>, PDK<sup>®</sup>, 911<sup>®</sup>, 718<sup>®</sup>, RS<sup>®</sup>, 4S<sup>®</sup>, 918 Spyder<sup>®</sup>, FOUR UNCOMPROMISED<sup>®</sup>, and the model numbers and distinctive shapes of the Porsche automobiles such as, the federally registered 911 and Boxster automobile. The third party trademarks contained herein are the properties of their respective owners. All text, images, and other content in this publication are protected by

copyright. No part of this publication may be reproduced in any form or by any means without prior written permission of Porsche Cars North America, Inc.

Porsche Cars North America, Inc. believes the specifications to be correct at the time of printing. However, specifications, standard equipment and options are subject to change without notice. Some options may be unavailable when a car is built. Some vehicles may be shown with non-U.S. equipment. Please ask your authorized Porsche dealer for advice concerning the current availability of options and

verify the optional equipment that you ordered. Porsche recommends seat belt usage and observance of traffic laws at all times.

© 2019 Porsche Cars North America, Inc.  
One Porsche Drive  
Atlanta, GA 30354  
[www.porscheusa.com](http://www.porscheusa.com)

Effective from: 09/2019  
Printed in Germany  
WSLE2001000123 EN/US