

1992 LAND CRUISER



 TOYOTA

1992 LAND CRUISER

Toyota Land Cruiser is a forty-year legend of reliability. Its exploits come from out of Africa, where Land Cruisers have for years roamed the Serengeti Plains...from the Australian Outback and the sands of Arabia to the wind-swept Gobi...all worlds where few vehicles dare venture.


While Land Cruiser is bred for exploration, it is thoroughly civilized inside and out. Land Cruiser is a distinctive machine for a distinctive lifestyle.



Toyota offers an array of optional equipment, packages and accessories, some of which may not be available on vehicles throughout this brochure. For more information on applicability, please refer to the dealer and Toyota dealer on pages 19 and 20.







LAND CRUISER WAGON

RUGGED GOOD LOOKS IS NO CLICHE. The vehicle that conquered the unconquerable, took adventurers to inhospitable places in very hospitable fashion, can take you around your world in much the same way. Land Cruiser is solid proof that a substantial sport utility vehicle need not be boxy-functional or boring-utilitarian. Land Cruiser is among the most versatile machines you can own. With its flexible passenger seating and cargo space accommodations, you can take a group out to remote regions one day, and in minutes on the next day convert it to a no-nonsense cargo hauler. But however you employ Land Cruiser's adaptability, or whenever you choose to go, the ride is high and commanding, and your vision is one of authority. Moreover, Land Cruiser's high ground-clearing stance will serve you well when tackling the challenge of an outback foray. So it's no wonder that Land Cruiser is the unique, one-of-a-kind vehicle made for the unique, one-of-a-kind personality. Whether you employ it on a shopping spree or in charting uncharted territory, Toyota Land Cruiser reflects your particular breed of individuality.



Shown with optional Third Row Package in Zash cloth.



**PEOPLE MOVE, CARGO
KIBBLER FALL IN ONE!** Load
Chevy's standard, multi-seat
kibbler ready to give 98.2 cu. ft.
of storage space and a 1,500 lb.
payload, including occupants,
equipment and cargo. A third
split-bench seat is optional.

**SEATING IN THE BACK GETS
HEATING IN THE BACK.** Load
Crevice features "high" and
"low" air flow to help keep the
rear passengers comfortable.



LAND CRUISER INTERIOR



HOW MUCH OF A GOOD THING CAN ONE VEHICLE HAVE? Enter Land Cruiser Wagon and you'll be amazed by its incredible room—space for five people or space for eight with the optional front-facing Third Seat Package. You can fold away seats for some really serious cargo capacity. There are complete gauges and controls, including tachometer, oil pressure and voltmeter indicators as well as a digital chronograph. Land Cruiser's tall greenhouse affords excellent visibility, and the glass is tinted to help keep the interior comfortable. The standard audio system is a 5-speaker Deluxe Electronically-Tuned Radio (ETR) AM/FM stereo/ Cassette with Dolby® B Noise Reduction. It gives you 80 watts of sound, and includes a power antenna. The standard power windows include an "auto-down" feature which lowers the driver's window with a single touch, plus a 60-second delayed engine-off power window roll-up feature. And when the engine is off, Land Cruiser's power locks won't let you lock the doors with the key still in the ignition. Grab handles and 3-point seatbelts in outboard positions help keep passengers

YOUR COMPLETE COMMAND POST. Behind the ash woodgrain tilt steering wheel are brightly lit analog gauges. Optional cruise control is great for long drives.



LAND CRUISER MEANS VERSATILE PASSENGER AND CARGO SPACE. Optional front-facing third seats and the front-facing second seats fold out of



the way to give an incredible cargo area. You can carry up to 8 passengers or fit up to 80.2 cu. ft. of cargo space.



secure. Upholstery is rich and deeply cushioned, and the interior is completely carpeted. In fact, the list of standard interior conveniences and features is amazingly complete.

Dolby® is a registered trademark of Dolby Labs, Inc.



POWER AT HAND

Power windows, power door locks and dual color-keyed power outside mirrors are all standard. A master panel located on the driver's door operates all windows and door locks. A window lock-out is also included.

LAND CRUISER TECHNOLOGY

FOUR DECADES OF TECHNOLOGICAL EVOLUTION

The lessons of intercontinental experience are reflected throughout the Land Cruiser you can buy today. A strong and time-proven 4.0-liter 6-cylinder electronically fuel-injected (EFI) engine... A rugged 4-speed automatic over-drive transmission... Full-time 4-wheel drive... A center differential that can be locked for extreme driving conditions. Land Cruiser's 4-wheel coil-spring suspension with heavy-duty shock absorbers permits long wheel travel to give you a smooth ride and exceptional off-road traction. Land Cruiser offers a body which includes rust-resistant galvanized steel. The body is attached to a rugged full frame with sound-absorbing mounts that help reduce noise and vibration without compromising Land Cruiser's legendary strength and durability. There is no all-around vehicle you can buy with such unique heritage. That's the Land Cruiser legend. When you're ready for an expedition, Land Cruiser is ready to take you there.

See Buying Guidelines on the Data chart on page 6 for details.



FEW OTHER ENGINES HAVE ENDURED THE TEST OF TIME as dramatically as Land Cruiser's legendary 4.0-liter 6-cylinder electronically fuel-injected (EFI) powerplant.

LAND CRUISER'S STANDARD DRIVETRAIN includes an automatic overdrive transmission and full-time 4-wheel drive with a 2-speed transfer case for varying off-highway challenges.



SOLE SUPPORT

4-wheel coil-spring suspension includes a rugged coil front axle and a rear 4-link design with a lateral rod. It offers exceptional comfort and 8.7 inches of wheel travel when off the highway.



SECURITY AND DURABILITY THAT'S MORE THAN SKIN DEEP

Multiple coats of paint and special corrosion-resistant protections help keep rust and corrosion from entering Land Cruiser's body and frame.



Land Cruiser. When alone is better.

TOWING POWER APLNTY
Just add the optional frame-mounted Class II towing receiver hitch to utilize Land Cruiser's standard 2,000-lb. towing capacity.*



WITH LAND CRUISER ALL-WHEEL DRIVE IS A FULL-TIME JOB. Plenty of traction on the road or off — that's the benefit of Land Cruiser's all-season traction all the time, plus a locking center differential for even greater traction.

OPTIONS ACCESSORIES



SURROUNDED BY SOUND.
Land Cruiser's Premium 3-in-1
ETC/Cassette/CD with speakers,
3 speakers plus 3 subwoofer
speakers gives you a total max
output power of 360 watts.



**CARRY YOUR CLIMATE ALONG
WITH YOU.** With Land Cruiser's
air conditioning, you'll take it
cool wherever your days in the sun.

HERE'S HOW TO MAKE YOUR LAND CRUISER EVEN MORE COMPLETE. You can add a host of valuable optional features that bring even more convenience and luxury to this legendary world traveler. While Land Cruiser takes five passengers to your favorite outback in comfort, the Third Seat Package option makes room for eight adults. Whatever option it has, your Land Cruiser will put you out front comfortably and capably.

PUT YOURSELF IN A TOURING MOOD WITH A TOURING MODE.

Land Cruiser's cruise control makes long tows more pleasant and automatically maintains an accurate average speed.



**TAKE ALONG YOUR FAVORITE
MUSICAL ARTISTS.** With the
Premium 3-in-1 ETC/Cassette/CD
with Dolby® B and C noise reduction,
they go wherever you go.



**READY FOR A VACATION, READY
FOR WORK.** Land Cruiser's multiple
and third-row seats fold away
to give you lots of handy storage
space when you're off on a long
journey. (See page 8 for details.)

YES, THERE'S EVEN ROOM AT THE TOP. A handsome and rugged overhead rear roof rack is ready to accept the gear, luggage or parcels to give you nearly outstanding load-carrying capacity.



A FINAL WORD ABOUT SOME FINAL TOUCHES. For more capability, you can add Land Cruiser's optional Aluminum-Alloy Wheel Package. It has 31 x 10.5R15 8PRLT steel-belted radial tires on styled 15, 4-spoke alloy rims, and fender flares to help protect the body. This Package increases towing capacity to 5,800 lbs. (Not to exceed GVWR of 11,525 lbs. Requires additional 5000-lb. weight-carrying frame-mounted Class III tow hitch.) You can also opt for a slide-side power moonroof with sliding sunshade to shed extra light on your driving adventures. Deeply carpeted floor mats will treat your feet to extra softness.

Toyota vehicles are built with popular option combinations. Not all options are available separately. Your Toyota dealer can help find the Land Cruiser that is right for you.

¹Optional.

²Optional.

³Slide-mounted accessories.


1992 EPA mileage figures shown. See your Toyota dealer for details including accessories, equipment and options.

For further information regarding availability of certain models and their features, please contact the 1992 Toyota Dealer Training Guide, available at your local Toyota dealer.

Vehicle specifications and standard and optional features are based upon information available at the time of printing and are subject to change without notice. Specifications and standard and optional features are for models in U.S.A. vehicles only and may differ in other regions.

DATA / SPECS / COLORS

Interior Trim Level



Dark Gray or Suede

Exterior Finish



White Gray

Beige Metallic Suede

Exterior Finish



Medium Red Pearl Gray

Two-tone Gray Metallic Gray

Two-tone Beige Metallic Suede

Two-tone Silver Metallic Medium Red Pearl¹ Gray

EXTERIOR	Wagon
Aerodynamic, rectangular design headlamps	C
Dark color-layered power outside mirrors and door handles	C
Chrome front top bumper trim and grille trim	S
Three color	S
Front and rear multipanels	S
Slide-side power moonroof with sliding sunshade	O
Intermittent rear window wiper	S
Clear-coat paint finish through lifetime	S
Chrome-plated steel wheels	S
Black advanced steel rear roof rack	A
Towing receiver hitch or trailer ball/hitch mount kit	A

INTERIOR	
Adjusting front bucket seats w/adjustable headrests	S
Full-door trim with fabric inserts and trim map pockets	S
Fabric seat trim	S
Full carpeting	S
Carpeted floor mats	A
Center console with storage area	S
Passenger-side illuminated vanity mirror	S
Air conditioning	C
3-point seatbelts in outboard positions	S
Child-protector rear door locks	S
Electric window/door system	S
Rear heater	S
Rear window defogger and side front window defoggers	S
Soft upholstery	S
Cruise control	S
Variable intermittent windshield wipers	S
Remote hood and fuel-filler door releases	S
Speedometer, tachometer, odometer, coolant temperature, oil-level, oil-pressure and oil-filtering gauges	S
Front seatbelt, 4-way height, low fuel level, door ajar and rear tailgate warning lights	S
Removable instrument and digital quartz clock	S

RADIO SYSTEMS	
Deluxe Electronics, Sound Radio (2TR AMP/DR) Stereo/Cassette with 4 speakers and power antenna	S
Premium 1TR Cassette, equalizer, 4 speakers and power antenna	A
Compact Disc Deck for above radio	B
8-disc CD changer for above radio	A
Premium 3-tr 1TR Cassette/CD, equalizer, 4 speakers and power antenna	O

PACKAGES	
Aluminum Alloy Wheel Package—15-in. aluminum alloy wheels w/16.5R15 Multi-Block-Groove radial steel-belted radial tires and fender flares	O
Power Package—includes power windows, door locks and door mirror mirrors	S
Third-Row Package—includes third-row split rear bench seat, 3-point seatbelts in outboard positions, child-protector rear hatch lock, sliding rear quarter windows, rear air vents and passenger seat belt grip	O

MPG ESTIMATE (EPA)	
EPA estimated city/highway	17/24
Estimated highway mileage	281

TOWING CAPACITIES (lbs.)	
Not to exceed GVWR of 10,225 lbs. Requires additional 1500-lb. weight-carrying frame-mounted Class II tow hitch	1,500
With optional aluminum wheel package—Not to exceed GVWR of 11,525 lbs. Requires additional 5000-lb. weight-carrying frame-mounted Class III tow hitch	5,000

WHEELS	
Type	Multi-Block-Groove radial steel-belted radial black wheels
Size	15/215 TRX5
Style	Full size

SAFETY

For over fifty years Toyota has built vehicles which have achieved the highest recognition for quality, dependability and engineering excellence. These accomplishments are a result of Toyota's commitment to build vehicles that respond to your needs. It is a commitment based on the belief that well built and dependable vehicles are safer vehicles. And it is a commitment which requires that everything that goes into a new Toyota — design, materials, manufacture, workmanship — does so with your safety, comfort and driving enjoyment in mind. Because, ultimately, the most important thing that goes into any new Toyota is you.

1992 LAND CRUISER SAFETY FEATURES:

- Joint seatbelts in outboard positions
- Newer seat headrests in outboard position
- Seatbelt retractor system
- Child protector rear door locks
- Passenger side power window lockout
- Difficult-to-open lockable hood/liftgate

Get More From Life... Buckle Up!

MECHANICAL PERFORMANCE	Value
Body/frame construction	Separate body and frame
Steering type	Power-assisted recirculating ball
Turning-circle diameter, curb-to-curb	(ft.) 48.4
Brakes, power-assisted with rear lock- serving proportioning valve	(front) Ventilated discs (rear) Drums
Suspension	(front) Coil springs, lateral rod and stabilizer bar (rear) Coil springs, lateral rod and stabilizer bar
Engine type	6-cylinder OMC with EFI
Displacement	4.9 liter (3.05cc)
Maximum power (SAE net)	155 @ 4000 rpm
Torque (SAE net)	228 ft. lb. @ 3200 rpm
Drive-train configuration	Full-time 4-wheel drive
Transmission type	4-speed automatic overdrive

ELECTRICAL	Value
Alternator	12 volts, 60 amps
Ignition system	Electronic
Battery	Maintenance-free, 70-amps/hr.

EXTERIOR DIMENSIONS (in.)	Value
Wheelbase	112.2
Overall length	188.2
Overall width	73.8
(optional Aluminum Wheel Package)	74.9
Overall height	76.3
(optional Aluminum Wheel Package)	77.3
Tread width	(front/rear) 60.4/60.8
(optional Aluminum Wheel Package)	(front/rear) 63.0/62.2

INTERIOR DIMENSIONS (in.)	Value
Head room	(front) 46.7 (middle) 46.9 (rear) 36.5
(optional Third Seat Package)	(front) 45.3
Leg room	(middle) 33.7 (rear) 28.8
(optional Third Seat Package)	(front) 38.7
Shoulder room	(middle) 54.7 (rear) 58.6
(optional Third Seat Package)	(front) 53.5
Rip room	(middle) 58.6 (rear) 59.3
(optional Third Seat Package)	(rear) 59.3

OFF-ROAD	Value
Underbody protection	Steel skid plates under transfer case and fuel tank
Center differential lock	Push-button engagement
2-speed transfer case	(high ratio) 1.90:1 (low ratio) 2.49:1
Axis ratio	(front) 4:10:1 (rear) 4:10:1
Angle of approach	(degrees) 36.0
Angle of departure	(degrees) 18.5
Maximum running ground clearance	(in.) 18.9
(optional Aluminum Wheel Package)	19.8
Suspension travel	(in.) 8.7
CAPACITIES	Value
Cargo capacity, rear seat down	(50% GV) 100.2
Payload	(Std.) 1,528
curb weight	(Std.) 4,347
Gross vehicle weight rating—GVWR	(Std.) 6,326
Fuel tank	(gals.) 29.1



TOYOTA TOUCH

The Toyota Touch is our effort to make all your experiences with Toyota the very best, before the sale and after. The Toyota Touch means we want to satisfy you.

If you ever have any questions, contact your dealer's Customer Relations Manager. For additional information, call our Customer Assistance Center at 1-800-331-4331 (weekdays, 9 a.m. to 9 p.m. EST).

WARRANTY INFORMATION

A 36-month/50,000-mile basic new vehicle limited warranty applies to all components other than normal wear and maintenance items. Additional 60-month limited warranties cover your powertrain (for 50,000 miles) and corrosion perforation (unlimited miles). See your Toyota dealer for complete details. In addition, there may be times when we will establish a special policy adjustment which will further delay repair costs.

LIMITED WARRANTY SUMMARY

Comprehensive coverage: 36 months or 50,000 miles.

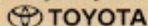
Powertrain: 60 months or 50,000 miles.

Corrosion perforation: 60 months and unlimited miles.

ENVIRONMENTAL RESPECT

Toyota urges that off-highway vehicles be used with an appreciation of the natural beauty of our land. When we protect nature, we also help ensure that it will be here to enjoy for many years to come. Toyota supports the "Road Lightly!"™ Program and reminds you: when you go off road, go easy on the environment.

"I love what you do for me."



FT-05 (09/1807-07/02)
Lite in U.S.A. (09/06)

© 1997 Toyota Motor Sales, U.S.A., Inc.

