

# NEW EVEREST



[www.ford.co.za](http://www.ford.co.za)

**Go Further**

# Ford **EVEREST** begins where the road ends.

Beyond the road is where you find some of Africa's most extraordinary destinations.  
The new **EVEREST** is built to help you discover them all.



# Go for a drive or a great adventure – the choice is yours.

No matter where you want to go, with the new **EVEREST** the world is there, ready and waiting for you.



### A truly capable SUV is powerfully efficient

With a commanding 3 000kg capacity, you can tow your boat, or even your accommodation, anywhere the road leads you.



### Exceptional control in curves

Curve-control technology is designed to maximise safety on winding roads by monitoring and reducing your speed should you enter a corner too quickly. Partnered with advanced Traction Control, Dynamic Stability Control and Rollover Mitigation, the new **EVEREST** inspires confidence on the open road.




### Electronic Stability Programme

One way Ford makes you feel connected to the road is through our Electronic Stability Programme (ESP). It helps ensure grip and control, especially around corners and when overtaking. This includes Roll Stability Control, which uses a gyroscopic sensor to detect the potential for the vehicle to roll and intervenes to restore stability.



### It's athletic on the road too

The new **EVEREST** may be a serious off-road SUV, but its handling and stability on the open road impart pure driving pleasure. Unlike rigid systems, the new **EVEREST**'s superior Watt's linkage suspension delivers superior stability and handling along with maximum comfort.



2.2L TDCi diesel engine



3.2L TDCi diesel engine

### Extraordinary performance meets exceptional efficiency

#### 2.2L TDCi diesel engine

This mighty, impressive 2.2L TDCi engine pumps out 118kW of power and 385Nm of torque. It's ultra-smooth and amazingly fuel-efficient. It provides excellent in-gear acceleration and performs like a proper all-rounder.

#### 3.2L TDCi diesel engine

With 147kW of power and 470Nm of torque, this super refined, 5-cylinder Duratorq engine is the perfect complement to the smooth 6-speed automatic gearbox. Direct fuel injection and turbocharging make this powerhouse a superb cruiser.



### Rise above the challenge

Unexpected obstacles inevitably feature in any exciting off-road adventure. In addition to its 225mm ground clearance, the new **EVEREST** boasts an impressive 29-degree approach angle and a 21-degree breakover angle. Add a class-leading 800mm water-wading capability<sup>1</sup>, and you'll stay on top of things.

<sup>1</sup>800mm water-wading capability on all new **EVEREST** derivatives when maintaining a steady speed of 7km/h.



### Electronic Locking Rear Differential

The ultimate solution for off-roaders looking for traction and grip, even in slippery or rugged terrains. The Electronic Locking Rear Differential<sup>2</sup> provides full engine torque to both rear wheels, even if one is off the ground, to ensure maximum grip and control.

<sup>2</sup>Electronic Locking Rear Differential standard on all derivatives commencing April 2017 production. All 2WD derivatives built prior to April 2017 production will not have the Electronic Locking Rear Differential.



### Traction where you need it

This isn't just any AWD. Every 16 milliseconds, the new **EVEREST** adjusts which wheels get torque, so your cornering and traction are always at an optimum. It provides traction in all sorts of road conditions, whether rain, hail, snow or shine.



## Descend with confidence.

When descending a difficult gradient, simply activate the new **EVEREST**'s Hill Descent Control system\*, which automatically brakes the vehicle to take you downhill at a controlled and steady pace. This lets you concentrate on placing your new **EVEREST** exactly where you want it.

\*Standard on 4x4 derivatives only.





## Dial up your capability.

The new **EVEREST** helps you tackle any surface, on-road or off, at the turn of a dial. Its Terrain Management System<sup>1</sup> lets you shift-on-the-fly to maximise traction and stability to effortlessly stay in control. Sand, mud or rock – whatever the world dishes up, you're ready to handle it.

<sup>1</sup>Standard on 4x4 derivatives only.



Sand

### Tackle any terrain

**Normal** – Enjoy effortless on-road performance. Torque is sent to the wheels, as needed, to ensure maximum grip, depending on speed and steering.

**Snow or mud** – For driving on slippery and shifting snow, gravel and grass, this mode keeps RPMs low for greater control, while enhancing Anti-lock Braking System (ABS), and torque control helps minimise wheel slip.

**Sand** – Aggressive torque transfer, increased accelerator sensitivity and wheel slip are used to help maintain the momentum needed to drive through sand.

**Rock Crawl** – Keeps 4WD in first gear for greater control, and maximises ABS and torque transfer to help drivers navigate extreme off-road terrain.



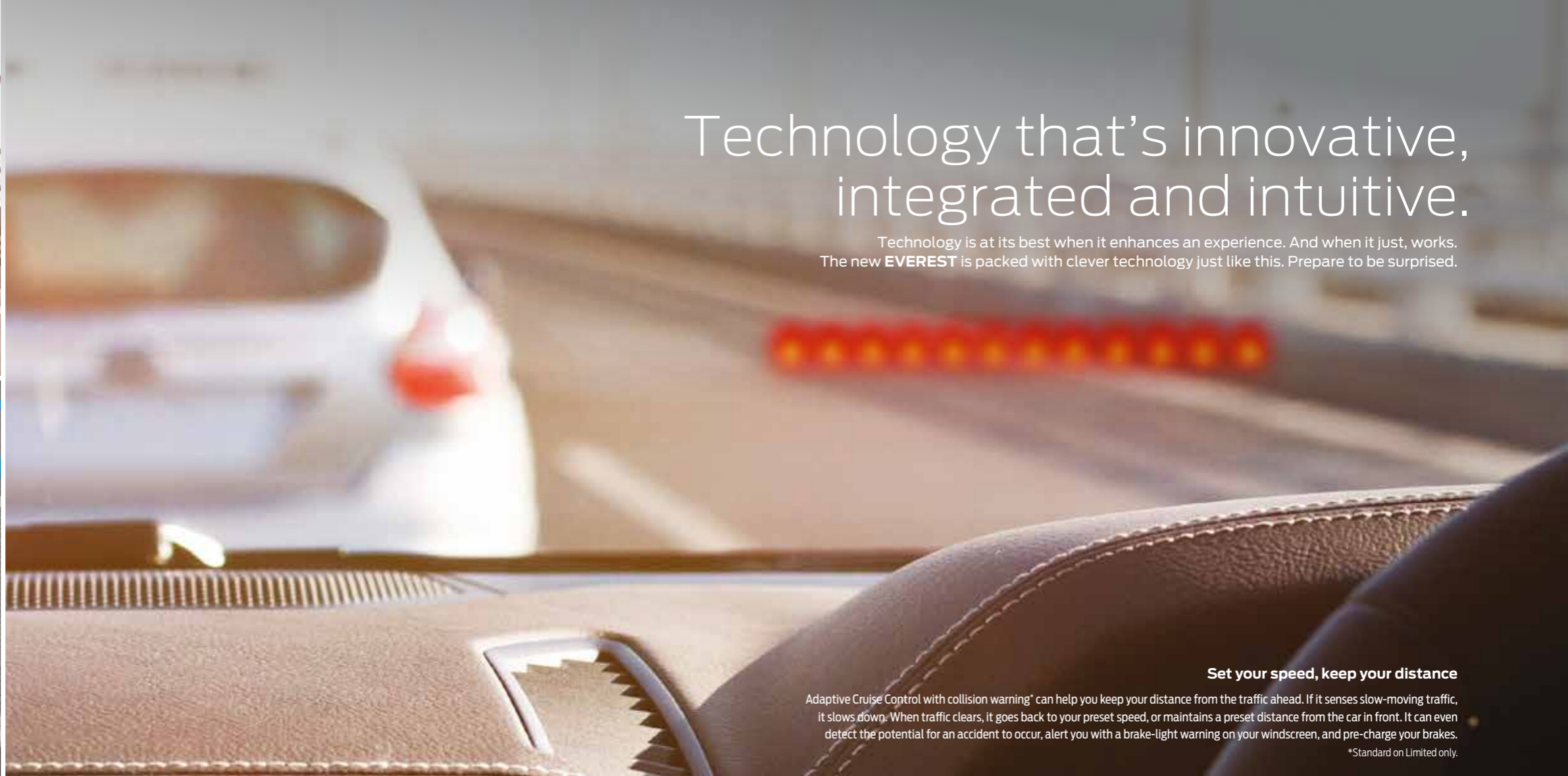
Snow or mud



Normal



Rock crawl



# Technology that's innovative, integrated and intuitive.

Technology is at its best when it enhances an experience. And when it just, works. The new **EVEREST** is packed with clever technology just like this. Prepare to be surprised.

### Set your speed, keep your distance


Adaptive Cruise Control with collision warning\* can help you keep your distance from the traffic ahead. If it senses slow-moving traffic, it slows down. When traffic clears, it goes back to your preset speed, or maintains a preset distance from the car in front. It can even detect the potential for an accident to occur, alert you with a brake-light warning on your windscreen, and pre-charge your brakes.

\*Standard on Limited only.

### Blind Spot Information System can see what you can't

The Blind Spot Information System\* (BLIS) is your second set of eyes. When changing lanes, indicator lights in your side mirrors let you know if there's a vehicle in your blind spot. So you can see what you can't see. The Cross-traffic Alert system also notifies you of traffic coming from either direction when reversing out of a parking space or driveway.

\*Standard on Limited only.



### Active Park Assist

Even when parking is tight, Active Park Assist\* technology can help you find a parking space. Then watch in amazement as the wheel turns automatically to guide you easily into it. All you have to do is control the accelerator and brake.

\*Standard on Limited only.

### Rear-view camera

You may sit high off the ground, but the rear-view camera ensures that you won't miss seeing something behind you. Reverse with confidence with a full, clear vision of what's behind you on-screen, and the sound of the rear parking sensors helping to alert you to any obstacles.

### Monitor the road ahead

If you're distracted, you could unintentionally drift into the next lane without indicating. The Lane-departure Warning\* system uses a forward-facing camera to read road markings, so it can sense if you've drifted off-course. At first it will alert you by vibrating the steering wheel, but if you continue to drift, Lane-keeping Aid technology can apply steering assistance to help guide you back to where you should be.

\*Standard on Limited only.

# Travel first class, even in the harshest conditions.

It's the finer details in the new **EVEREST** that you'll come to love – those clever little touches that make your drive super-easy and comfortable, every day.



### Seven airbags

Protection is key to your peace of mind. The airbags in the new **EVEREST** provide a network of protection, with driver and passenger airbags and seat-mounted side airbags. Side-curtain airbags provide protection for people in the front and the back. There's even an airbag for the driver's knees\*.

\*Standard on all derivatives. Previously optional on XLS derivatives. Please confirm fitment with your Dealer prior to purchase, if required.



### Keep your eyes on the adventures ahead

**SYNC<sup>3</sup>** is a fully integrated, voice-activation system that lets you use your favourite devices while your hands stay on the wheel and your eyes stay on the road. Sync your phone to call your friends and play your favourite music, and stay on track with the integrated Satellite Navigation system. Equipped with a customisable 8" colour LCD capacitive Touchscreen; **SYNC<sup>3</sup>** is quicker and more responsive than ever before.

Limited interior displayed.



### Active noise control

Inspired by the thinking behind popular noise-cancellation headphones, the new **EVEREST**'s active noise cancellation uses three highly sensitive microphones to detect and measure engine noise. The system then uses opposing sound waves to cancel out the engine noise. All you hear is a lot of quiet.

### Expand your view of the world

With the electronic panoramic roof<sup>7</sup>, taking almost 50% of the space, you can experience nature's best at the touch of a button.

\*Standard on Limited only.



### Seven seats in total comfort

With seven leather-upholstered seats<sup>8</sup>, there's plenty of room inside the new **EVEREST** to take the whole family, team or whoever is coming along for the ride, in total comfort and space.

<sup>7</sup>Standard on XLT and Limited derivatives only.

<sup>8</sup>Leather seats are a combination of leather and high-quality, durable materials.



# Make it yours

Complementing the new **EVEREST's** stylish design, and satisfying your personal taste, is a range of attractive colours.

## Colours



Copper Red  
(Metallic\*)



Ocean Blue  
(Metallic\*)



Oyster Silver  
(Metallic\*)



Frozen White  
(Solid)



Sea Grey  
(Metallic\*)



Moondust Silver  
(Metallic\*)



Shadow Black<sup>®</sup>  
(Metallic\*)

<sup>®</sup>Previously known as Panther Black prior to November 2017 production.

\*Metallic body colours are options at extra cost.

**Note:** The images used are to illustrate body colours only, and may not reflect the vehicle described. Colours and trims reproduced within this brochure may vary from the actual colours, due to the limitations of the printing processes used.

## Wheels



17" Alloy wheels – 265/65 R17  
Standard on XLS derivatives only.




18" Alloy wheels – 265/60 R18  
Standard on XLT derivatives only.  
Optional on Limited derivatives.



20" Alloy wheels – 265/50 R20  
Standard on Limited derivatives only.

## Trim



Leather seats are a combination of leather and high-quality, durable materials.



## FORD CREDIT

As part of the Ford family, Ford **CREDIT** can offer a number of unique finance options to make owning a new or used vehicle affordable and simple. For more information regarding Ford **CREDIT**, speak to your Ford Dealer or go to [www.ford.co.za/buying/ford-credit/home](http://www.ford.co.za/buying/ford-credit/home).



**FORD CREDIT**

## FORD PROTECT

Genuine parts. Genuine service.

Enjoy years of trouble-free motoring and preserve the value of your new Ford by fitting only genuine Ford parts and accessories. Servicing your new Ford at a Ford Dealer will also protect you and your vehicle warranty.



**FORD PROTECT**

## Business and Commercial Fleet Customers.

The Ford portfolio of products is growing rapidly to meet your business needs.

Please contact your local Ford Dealer for more information  
or visit our website at [www.ford.co.za/fleet](http://www.ford.co.za/fleet)  
or alternatively email us at [fleetsa@ford.com](mailto:fleetsa@ford.com).

### Ford PROTECT

Ford PROTECT offers a holistic suite of service, maintenance, warranty and roadside-assistance products aimed at keeping your new EVEREST in perfect working condition.

**New Vehicle Warranty** – Every new EVEREST comes with a 4-yr/120 000km Comprehensive Warranty.

**Service Plan** – Every new EVEREST comes standard with a 6-yr/90 000km Service Plan, which covers all scheduled servicing except friction materials, i.e. brake pads and wiper blades. (All new EVEREST derivatives purchased after 1 April 2018 will have service intervals of 12 months/15 000km, whichever comes first. EVEREST derivatives purchased prior will have service intervals of 12 months/20 000km, whichever comes first.)

**Corrosion Warranty** – 5-yr/unlimited km cover.

**Roadside Assistance** – 3-yr/unlimited km cover for mechanical, electrical, flat tyres, batteries, medical emergencies and towing, if needed, to the nearest Ford dealership.

**New Vehicle Extended Warranty** – An Extended Warranty may be purchased prior to the expiry of the 4-yr/120 000km New Vehicle Warranty. You have many coverage, time and kilometre choices, ranging from 7 years to 300 000km from the date of sale.

Consult the vehicle handbook, a Ford Dealer or [www.ford.co.za](http://www.ford.co.za) for more information regarding Ford PROTECT plans.

\*\*The declared fuel consumption and CO<sub>2</sub> emissions figures were achieved during technical laboratory testing in accordance with the legislated technical specifications (SANS 20101: 2006/ ECE R101: 2005 as last amended) and validated and approved by the UK Vehicle Certification Authority (VCA). Fuel consumption and CO<sub>2</sub> emissions figures are used to compare different vehicle types under uniform conditions, and are not necessarily indicative of real-life driving conditions. Note that the actual fuel consumption and emissions levels will depend on many factors and are directly affected by the length of the journey; number of passengers and the amount of luggage carried; individual driving style; road conditions; weather conditions; vehicle age, mileage, condition and standard of maintenance; use of vehicle features such as air conditioning; and any modifications to the vehicle. Your fuel economy will vary based on these and other factors and, for these reasons, many drivers may not achieve the EU fuel economy figures in day-to-day driving, although the vehicle is technically capable of doing so.



#### Quality

We design and build your Ford to feel as good after many years of service as it did the day you picked it up. And to drive just as beautifully too.



#### Green

Using advanced Ford technology, we're committed to creating vehicles with improved fuel economy, reduced CO<sub>2</sub> emissions and a lower overall cost of ownership.



#### Safe

Ford's Intelligent Protection System uses sophisticated technology designed to help prevent an accident and, if one should happen, to protect you.



#### Smart

Vehicles with smart intuitive technologies designed to connect your world, and many clever solutions from Ford that make life a little easier.

