



ES |  LEXUS  
EXPERIENCE AMAZING

# THE ESSENCE OF COMFORT



We all need a sanctuary, a break from everyday stress, from work and routine. The world says you have to step out of your comfort zone to experience magic. But sometimes a comfort zone is where amazing already exists. A flagship reimagined. The Lexus ES merges traditional grace and elegance with future vision, without compromise. Emotion has been harnessed and reflected in a brave new design that is lower, wider and sleeker, a sedan that has adopted a coupé-like silhouette. The seventh-generation Lexus ES ushers in an era of performance, made possible by the all-new GA-K (Global Architecture-K) platform and mirrored by design that stirs the soul.

**THE EXCEPTIONAL BODY RIGIDITY ALLOWS FOR INCREDIBLE DESIGN FREEDOM, RESULTING IN DESIGN THAT HAS THE CONFIDENCE TO STAND OUT.**

Model Shown ES 300h SE.



# CONTROLLED

**P** Performance is about feelings, about the intense stirrings of your senses, of your being. The Lexus ES range places all available performance in the driver's hands for an intimate experience. It is performance that can be heard and felt.

**E**

**R** The Lexus ES 250 uses a four-cylinder, 2.5-litre petrol engine to produce a maximum of 152kW of power at 6 600rpm and 243Nm of torque at 4 000-5 000rpm, and can achieve a top speed of 210km/h. An eight-speed direct shift automatic transmission with AI (Artificial Intelligence) shift control, maximises driver enjoyment and comfort, while still maintaining a combined fuel consumption of 6.6 litres per 100km.

**F**

**O**

**R** The Lexus ES 300h uses only 4.6 litres of petrol per 100km, and produces absolutely no emissions in Electric Vehicle mode. The advanced petrol-electric hybrid system uses the breakthrough Self-Charging Hybrid system for maximum efficiency. Total system output from the 2.5-litre petrol engine and the nickel-hydrogen battery system is 160kW. An ECVT (Electronically Controlled Continuously Variable Transmission) drivetrain maximises both efficiency and performance.

**M**

**A** Yoshiaki Ito, the Lexus ES chief test driver, explained: "We want every kind of driver to feel a sense of complete control when they are inside the ES. It's a level of comfort that goes beyond merely delivering a smooth ride."

**N**

**C**

**E**

**THE LEXUS ES RANGE  
CHALLENGES MEDIOCRITY.  
EVERY MODEL EXCELS AND PROVOKES.**

The petrol ES 250 EX, hybrid ES 300h SE and ES 300h EX set a standard of excellence with unparalleled levels of sophistication, elegance and performance.

# PROGRESSIVE PRESENCE

---

The seventh-generation Lexus ES is designed for a passionate and emotional connection, starting with a profile that is impossible to ignore.

The striking signature chrome spindle grille is a significant feature of the Lexus ES appearance, a sculpted form that speaks of inherited architecture and meticulous craftsmanship. It is the embodiment of provocative elegance, of finesse and sophistication. As central to the design of the Lexus ES as it is, it is just one element of the evocative design. Every curve builds from the grille and relates to the overall design language. Athletic headlights and daytime running lights flow from the spindle grille, emphasising the sleek lines of the three-dimensional front-end, tracing the outline of the lowered roofline with the tilt and slide moonroof. From the acoustic-enhancing front glass with rain-sensing window wipers, to the LED tail-lights and high-mount brake lights, there is no mistaking the lithe silhouette of the ES.

The Lexus *Takumi* craftsmen embody the quest for perfection by carefully refining design elements, for exquisite holistic balance. Boldness is balanced with elegance and innovative design characteristics are made possible by the new chassis platform that allows the New Generation ES to be longer, wider and more spacious than ever before, but with a sleeker and lower silhouette. The fastback roofline captures the glamour of a coupé and emphasises the low stance, while the interior roominess is all premium sedan.

Befitting its status as the leader of the range, the Lexus ES 300h SE is further embellished with features such as colour-coded, auto-retractable side mirrors that are memory programmable, dynamic headlamp levelling with LED Adaptive High-Beam Headlights and 18-inch alloy wheels.

# THE CRAFT OF COMFORT

The meticulous attention to detail of the Lexus *Takumi* craftsmen is evident in every inch of the Lexus ES interior, having added a refined human touch to all aspects of the design and development. In a physical manifestation of *Omotenashi*, the Japanese philosophy of warm hospitality where your every need is anticipated and catered for, the Lexus ES offers a personal comfort zone, an escape from the ordinary. Where other cars talk of luxury, the Lexus ES embodies it.

The ES seduces you with details such as embossed stitching on semi-aniline leather-trimmed\* seating and real wood trim\* on the doors and steering wheel. The door panels flow into the instrument console, creating a sense of spaciousness, and at the same time placing all controls for the Lexus Navigation\*, multi-information display and Lexus Mark Levinson®\* audio system within your grasp, while all driving related functions, as well as those for communication, are controlled from the heated\* leather and wood\*-trimmed steering wheel. For convenience, there's a wireless smartphone charger\* in the console box. Define your own personal climate with automatic dual-zone climate control (three-zone in the ES 300h SE, with a humidity sensor).

For further individual comfort, the front seats of all ES models have adjustable lumbar support, seat heaters and are electrically-adjustable. In the Lexus ES 300h SE, the driver seat has a memory function and heating extends to the rear.

At Lexus we understand that all passengers deserve the same levels of luxury, so special attention has been given to the rear spaciousness and comfort, with quilted seats and a more relaxed seating position. Rear passengers are welcomed by illuminated entry and wider legroom, with ample interior storage space and a 420-litre luggage capacity.

\*Available on ES 300h SE only.



Model Shown ES 300h SE.  
South African vehicle specifications may differ.

# HYBRID TECHNOLOGY

---

THE ADVANCED PETROL-ELECTRIC HYBRID SYSTEM USES THE BREAKTHROUGH SELF-CHARGING HYBRID SYSTEM FOR MAXIMUM EFFICIENCY.

Lexus is the defiant innovator of hybrid technology, and the ES Hybrid is proof of that mastery producing nearly 70% fewer smog-forming emissions than comparable petrol engines. The new generation hybrid system provides outstanding efficiency and an exhilarating drive. The new hybrid transaxle provides the lowest fuel consumption and highest driving performance in its class. A Lexus-first Hybrid Acoustics silencer provides noise absorption and insulation for further quietness in the ES 300h, while the compact and lightweight nickel-metal hydride battery (Ni-MH) is stored under the rear seat, allowing for more luggage space.

One of our most advanced and efficient hybrid systems to date, the ES Hybrid offers exquisite comfort and unparalleled reliability that can only come from a Lexus.

# THE COMFORT OF SAFETY

SAFETY

At Lexus safety is of paramount importance, which is why the new Lexus ES features the most advanced passive and active safety and driver support systems available. Fundamental safety is taken care of by the anti-theft system, smart entry and start system, auto-door lock and child-locks, as well as all-round seatbelt warning.

## A COLLISION PREVENTION

The safety technology of the Lexus ES works to prevent collisions with intelligent systems such as Pre-Crash System\* with synchronised braking as well as Lane Trace Assist\* with Lane Keep Assist and Steering Vibration, which warns the driver of an inadvertent lane departure or potential departure due to swaying, and can even take corrective measures to help keep you within your visibly marked lane.



## B SAFE CRUISING

Adaptive\*, All Speed\*, Cruise Control uses camera technology to maintain a pre-set speed and following distance from the vehicle ahead. If you get closer than the pre-set distance, the throttle is automatically reduced and the brakes may be applied. As soon as the road ahead clears, your Lexus returns to its pre-set speed.



## C ENHANCED VISIBILITY

Intelligent LED Adaptive High-Beam\* headlamps provide greater visibility for you as well as other drivers. When the road ahead is clear, the system defaults to high-beam mode, then temporarily switches to low beams when it senses the headlamps or taillamps of vehicles ahead.



## D TOTAL CONTROL

An ABS system with Electronic Brake Force Distribution (EBD), combine with Vehicle Stability Control (VSC), Hill Assist Control (HAC), and Traction Control (TRC) for the utmost confidence behind the wheel. The Blind Spot Monitor (BSM) with Rear Cross Traffic Alert and Park Distance Control (PDC) with Corner Sensors and an Intelligent Clearance Sonar detect all-round obstructions in adjacent lanes or when manoeuvring into parking bays.



## E SAFETY FOR EVERYONE

For the unfortunate event of an accident, every Lexus ES is fitted with a comprehensive suite of airbags: driver and front passenger front and knee airbags, side and curtain airbags, rear outboard seat-mounted side airbags, as well as two ISOFIX rear seat anchors.



\*Available on ES 300h SE only.

Images shown for illustrative purposes.

# TECHNOLOGY THAT INSPIRES

IMAGINATIVE TECHNOLOGY

This is the most technologically advanced Lexus ES ever, with traditional measures of comfort merged with cutting-edge technology for all-encompassing driving pleasure.


## A HEADLIGHTS – LED-ADAPTIVE HIGH-BEAM SYSTEM (AHS)\*

Ultra-compact triple-beam headlamps cast a striking presence. The intelligent high-beam system automatically switches from high to low beams when it detects vehicles ahead. It's a new approach to headlamp design, with unrivalled light distribution.



## B HEAD-UP DISPLAY (HUD)\*

The largest-in-class high-resolution colour display projects critical information in the driver's field of view, allowing for maximum on-road concentration.




## C AUDIO SYSTEM

The ES features a 17-speaker\* Mark Levinson® audio system that can be linked to smart devices by either Apple CarPlay or Android Auto. All of these display the screen of the smartphone on the vehicle's infotainment screen as well as linking the phone's audio output to the vehicle's speakers.



## D GET CONNECTED WITH MY LEXUS APP

All Lexus vehicles can now be connected to the MyLexus App on your mobile phone, giving you more control of your driving experience and opening up a whole new world of personalised offerings and customisable features, like in-car Wi-Fi, roadside assistance and more. See back of brochure for more information.



## E PANORAMIC VIEW MONITOR (PVM)\*

Keeping you in tune with your surroundings, the Panoramic View Monitor makes use of a complement of cameras to view a composite image, even keeping you safer around corners.

## F LEXUS NAVIGATION SYSTEM\*

Providing convenient access to multimedia, climate controls and navigation, which integrates with the cloud to give you up-to-date navigational information.



## G AIR CONDITIONER – AUTO-3-ZONE WITH HUMIDITY SENSOR\*

The Auto-Three-Zone air conditioner monitors the temperature of three separate climate zones and adjusts the ventilation system and the temperature of the front and rear seats individually, so that each zone achieves its preset level of comfort for each passenger as quickly as possible and at the touch of a button.



\*Available on ES 300h SE only.

Images shown for illustrative purposes.

Engine and Drivetrain	Lexus ES 250 EX	Lexus ES 300h EX	Lexus ES 300h SE
Bore x Stroke (mm)	87.5x103.4	87.5x103.4	87.5x103.4
Driven Wheels	FWD	FWD	FWD
Fuel System	Petrol	Petrol Hybrid	Petrol Hybrid
Maximum Power (kW @ r/min)	152@6600	131@5700	131@5700
Maximum Torque (Nm @ r/min)	243@4000-5000	221@3600-5200	221@3600-5200
Number of Cylinders and Arrangement	Inline-4	Inline-4	Inline-4
Starting System	Push Start	Push Start	Push Start
Suspension (Rear)	Wishbone-Trailing	Wishbone-Trailing	Wishbone-Trailing
Total System Output (kW)		160	160
Transmission	Direct Shift Automatic – 8-speed	ECVT	ECVT
Suspension (Front)	MacPherson-Strut	MacPherson-Strut	MacPherson-Strut
Paddle Shift	•	•	•
Engine Capacity (Litre)	2.5	2.5	2.5
Exterior Features			
Daytime Running Light	•	•	•
Door Outside Handles	Colour Coded – Smart Entry	Colour Coded – Smart Entry	Colour Coded – Smart Entry
Front Bumper	Colour Coded	Colour Coded	Colour Coded
Windshield Glass	Acoustic	Acoustic	Acoustic
Headlights	Bi-LED	Bi-LED	LED Adaptive High-Beam System (AHS)
Headlamps Cleaner			•
Headlamp Levelling	Automatic	Automatic	Dynamic
Light Control System	Autocut	Autocut	Autocut
Side Mirrors	Colour Coded, Retractable	Colour Coded, Retractable	Colour Coded, Auto Retractable, Memory, Reverse-Linked Tilt
Front Grille	Colour, Chrome	Colour, Chrome	Colour, Chrome
Rear Bumper	Colour Coded	Colour Coded	Colour Coded
Rear Lights	LED	LED	LED
Rear Fog Lamp	•	•	•
Front Side Glass	UV Cut, Green, Acoustic	UV Cut, Green, Acoustic	UV Cut, Green, Acoustic
Front Window Wiper	Rain-sensing	Rain-sensing	Rain-sensing
Cornering Lamp	•	•	•

Interior Features	Lexus ES 250 EX	Lexus ES 300h EX	Lexus ES 300h SE
Cupholders	4	4	4
Door Scuff Plate	.	.	.
Floor Carpet Trim	Carpet	Carpet	Carpet
Front Headrest	Adjustable – 2	Adjustable – 2	Adjustable – 2
Rear-View Mirror	Electrochromatic (EC)	Electrochromatic (EC)	Electrochromatic (EC)
Key Reminder Warning	Buzzer	Buzzer	Buzzer
Meter Illumination Control	.	.	.
2nd-Row Seats	Fixed	Fixed	Power
Seat Trim	Synthetic Leather	Synthetic Leather	Semi-Aniline Leather
Shift Lever and Knob	Leather	Leather	Leather
Speedometer	Digital	Digital	Digital
Steering Wheel	3 Spoke/Leather	3 Spoke/Leather	3 Spoke/Leather+Wood+Heated
Front Personal Lamp	.	.	.
Centre Console	Front, Box	Front, Box	Front, Box
<b>Safety</b>			
Airbag On-Off Switch	.	.	.
Anti-Theft System	Horn/Intrusion Sensor	Horn/Intrusion Sensor	Horn/Intrusion Sensor
Auto Door Lock	Speed Dependent	Speed Dependent	Speed Dependent
Child Lock	Rear Door	Rear Door	Rear Door
Child Restraint System (ISOFIX)	2	2	2
Emergency Brake Signal	.	.	.
Parking Brake	Electric	Electric	Electric
Front Brake	Ventilated Disc	Ventilated Disc	Ventilated Disc
Front Seat Belts	Pretensioner, Force Limiter, Tension Reducer	Pretensioner, Force Limiter, Tension Reducer	Pretensioner, Force Limiter, Tension Reducer
Over-Run and Speed Limiter	.	.	.
Power Door Lock	.	.	.
Pre-Crash System (Brake Synchronised)			.
Rear Brake	Disc	Disc	Disc
Rear Seat Belts	ELR, Pretensioner, Force Limiter	ELR, Pretensioner, Force Limiter	ELR, Pretensioner, Force Limiter
Seat Belt Warning	Front + Rear/Buzzer, D: Light, P: Light	Front + Rear/Buzzer, D: Light, P: Light	Front + Rear/Buzzer, D: Light, P: Light

Safety	Lexus ES 250 EX	Lexus ES 300h EX	Lexus ES 300h SE
Wireless Door Lock	Smart Entry	Smart Entry	Smart Entry
Airbags	Side, Knee, Curtain, Driver, Passenger, Rear	Side, Knee, Curtain, Driver, Passenger, Rear	Side, Knee, Curtain, Driver, Passenger, Rear
Driver Support Systems			
Tyre Pressure Monitor	•	•	•
Park Distance Control	Corner Sensor, Intelligent Clearance Sonar	Corner Sensor, Intelligent Clearance Sonar	Corner Sensor, Intelligent Clearance Sonar
Anti-Lock Braking System (ABS)	•	•	•
Blind Spot Monitor (BSM)	With Rear Cross Traffic Alert	With Rear Cross Traffic Alert	With Rear Cross Traffic Alert
Electronic Brake Force Distribution (EBD)	•	•	•
Hill Assist Control (HAC)	•	•	•
Traction Control (TRC)	•	•	•
Vehicle Stability Control (VSC)	•	•	•
Lane Keeping System			Steering Vibration, Lane Trace Assist
Performance			
Accelerator 0-100 (sec)	9.1	8.9	8.9
Top Speed (km/h)	210	180	180
Fuel Consumption (Combined Cycle) (L/100km)	6.6	4.6	4.6
CO <sub>2</sub> (g/km)	150	104	104
Service and Warranty			
Service Interval	12 Months / 15 000km	12 Months / 15 000km	12 Months / 15 000km
Warranty	7 Years / 105 000km	7 Years / 105 000km	7 Years / 105 000km
Maintenance Plan	7 Years / 105 000km	7 Years / 105 000km	7 Years / 105 000km
Wheels and Tyres			
Spare Tyre	Full – 215-55R17 Alloy	Full – 215-55R17 Alloy	Full – 235-45R18 Alloy
Wheel and Tyre	F: 215-55R17 Alloy / R:215-55R17 Alloy	F: 215-55R17 Alloy / R: 215-55R17 Alloy	F: 235-45R18 Alloy / R: 235-45R18 Alloy
Styling			
Rear Spoiler		•	•
Roof	Moonroof, Tilt & Slide	Moonroof, Tilt & Slide	Moonroof, Tilt & Slide
Convenience			
Cruise Control	•	•	Adaptive, All Speed
Air Conditioner	Auto Dual-Zone	Auto Dual-Zone, Humidity Sensor	Auto-3-Zone, Humidity Sensor

Convenience	Lexus ES 250 EX	Lexus ES 300h EX	Lexus ES 300h SE
Audio System	Lexus Premium/DAB	Lexus Premium/DAB	Mark Levinson®/DAB
Auxiliary Input	.	.	.
Reverse Camera	Display Audio	Display Audio	Display Audio/Panoramic View Monitor
Bluetooth	.	.	.
Disc Type	CD	CD	DVD
Front Seat Adjustment	Driver + Passenger Power	Driver + Passenger Power	Driver + Passenger Power/Driver + Passenger Memory
Front Seat Vertical Adjuster	Driver + Passenger Power	Driver + Passenger Power	Driver + Passenger Power
Heads-Up Display (HUD)			.
Multi-Information Display	TFT Colour	TFT Colour	TFT Colour
Navigation System			SEMV
Power Socket	Front – 12V, Rear – 12V	Front – 12V, Rear – 12V	Front – 12V, Rear – 12V
Power Steering	Electric (EPS)	Electric (EPS)	Electric (EPS)
Rear Armrest	Storage Box	Storage Box	Storage Box
Seat Heater	Driver and Passenger Only	Driver and Passenger Only	Front and Rear
Seat Lumbar Support	Driver 2-way, D+P-Passenger 2-way	Driver 2-way, D+P-Passenger 2-way	Driver 4-way, D+P-Passenger 4-way
Speakers	10	10	17
Steering Column Adjustments	Power/Tilt, Telescopic	Power/Tilt & Telescopic	Power/Tilt & Telescopic, Memory
Steering Switches	Audio, Telephone, Cruise Control, Info Display, Voice Command	Audio, Telephone, Cruise Control, Info Display, Voice Command	Audio, Telephone, Info Display, Voice Command, Adaptive Cruise Control, Lane Trace Assist
Sun Visor	Mirror with Cover, Ticket Holder Driver	Mirror with Cover, Ticket Holder Driver	Mirror with Cover, Ticket Holder Driver
USB	2	2	2
Rear Sunshade			.
Wireless Charger			.
Android Auto & Apple CarPlay	.	.	.
Lexus Connect Enabled	.	.	.
<b>Dimensions and Capacities</b>			
Fuel Tank Size (L)	60	50	50
Gross Combination Mass (GCM)	2110	2150	2150
Gross Vehicle Mass (GVM)	2110	2150	2150
Height (mm)	1445	1445	1445

Dimensions and Capacities	Lexus ES 250 EX	Lexus ES 300h EX	Lexus ES 300h SE
Kerb Weight (kg)	1680	1740	1740
Length (mm)	4975	4975	4975
Luggage Capacity (L)	420	420	420
Turning Circle (Tyres, m)	5.8	5.8	5.9
Wheelbase (mm)	2870	2870	2870
Width (mm)	1865	1865	1865

# EXTERIOR COLOURS

In South Africa, ten different exterior paint finishes are available including: White Quartz, Platinum Silver, Sonic Titanium, Mercury Grey, Black\*, Graphite Black GF\*, Morello Red\*, Ice Ecrú\*, Olive Green\*, and Opulent Blue\*.





\*Customer order only.

# INTERIOR COLOURS

The Lexus ES is available with a Black, Chateau, Topaz Brown\*\* or Rich Cream\* interior (model dependent).

\*ES 300h SE model only and customer order only.

\*\*Customer order only.



**085** WHITE QUARTZ

**1H9** MERCURY GREY

**1J4** PLATINUM SILVER

**1J7** SONIC TITANIUM

**212\*** BLACK

**223\*** GRAPHITE BLACK GF

**3R1\*** MORELLO RED

**4X8\*** ICE ECRU

**6X0\*** OLIVE GREEN

**8X5\*** OPULENT BLUE

# EXPERIENCE ULTIMATE CONNECTIVITY WITH **MYLEXUS**

---

All Lexus vehicles can now be connected to the MyLexus App on your mobile phone, giving you more control of your driving experience and opening up a whole new world of personalised offerings and customisable features so that you can:



## **IN CAR Wi-Fi\***

Connect to Wi-Fi



## **GPS LOCATOR**

Always know your vehicle's GPS location



## **LOGBOOK**

Have access to a digital logbook



## **DRIVER NOTIFICATIONS**

Important reminders like licence renewal



## **BATTERY HEALTH CHECK**

Check your battery health



## **SERVICE BOOKING**

Manage your services



## **ROADSIDE ASSISTANCE**

Get real-time roadside assistance



## **DRIVER RATING**

Receive a driver rating



## **FLEET MANAGEMENT**

Monitor your fleet



## **LICENCE RENEWAL**

Car licence renewal available

## **AND MORE**

The above features are not all; there are loads of other features available to further enhance driver and guest safety, convenience and comfort, and plenty more to come to make your driving experience better and better with every kilometre.



**DOWNLOAD THE MYLEXUS APP  
AND GET CONNECTED TODAY**

**FIND OUT MORE AT [LEXUS.CO.ZA/MYLEXUS](https://lexus.co.za/mylexus)**

\*15GB Free data once-off upon activation. Ts&Cs apply. Available in South Africa only.



# LEXUS MAINTENANCE

---

## INTRODUCTION

At Lexus, we take pride in the advanced engineering and craftsmanship of the vehicles we build. For that reason, our Warranty and Distance Plans are designed to provide Lexus owners with seamless vehicle maintenance and complete peace of mind. The Lexus Warranty and Distance Plans both enjoy full support by Lexus SA and offer customers access to specialised servicing, maintenance and repair at any Lexus dealer in South Africa, Namibia and Botswana.

## WARRANTY AND DISTANCE PLANS

To complement its comprehensive Warranty, the Lexus ES features a Distance Plan Complete that provides for service and maintenance costs. The option to extend the period of cover is available for both the Warranty and Distance Plan Complete. These options can be discussed with your Lexus dealer. To familiarise yourself with the cover provided by Warranty and Distance Plan on the Lexus ES, please consider the information below.

### WARRANTY

- Duration: 7 years or 105 000km from original date of sale.
- Cover: Repair or replacement of components that fail or malfunction as a result of manufacturing or material defect.

### DISTANCE PLAN

For the Lexus ES, all Distance Plans have been improved. Lexus ES models are covered by a Distance Plan Complete full maintenance plan for 7 years / 105 000km as well as a comprehensive manufacturer's warranty. Distance Plan also includes a comprehensive Hybrid Battery Warranty of 8 year/195 000km.

Consult with your Lexus dealer for more information on the terms and conditions of the Warranty and Distance Plan Complete offered on the Lexus ES.

## LEXUS LIFE

Our online magazine, Lexus Life celebrates innovative design, sustainable technologies and premium experiences around the globe.

Download the app from Google Play or the App Store.  
Keep up to date with all things Lexus here:

[www.lexus.co.za/lexus-life](http://www.lexus.co.za/lexus-life) 

---

Certain vehicle details and specifications contained in this brochure may differ from available models. Toyota Motor Corporation of Japan and Toyota SA (Pty) Ltd. make no warranties, either expressed or implied, concerning the verisimilitude of contained material. Toyota reserves the right to alter any details of specifications and equipment without notice. Waste Tyre Registration Number: TPREG0031GAU.

© 2015 Lexus South Africa\* reserves the right to alter any details of specifications and equipment without notice. Details of specifications and equipment are also subject to change to suit local conditions and requirements. Please enquire at your local Lexus Authorised Dealer of any such changes that might be required for your area.



Find Lexus South Africa on:  Lexus South Africa  @Lexus\_SA  lexus\_southafrica  
For a detailed list of specifications please visit [www.lexus.co.za](http://www.lexus.co.za)

PMN01A0008 Date 2020/10