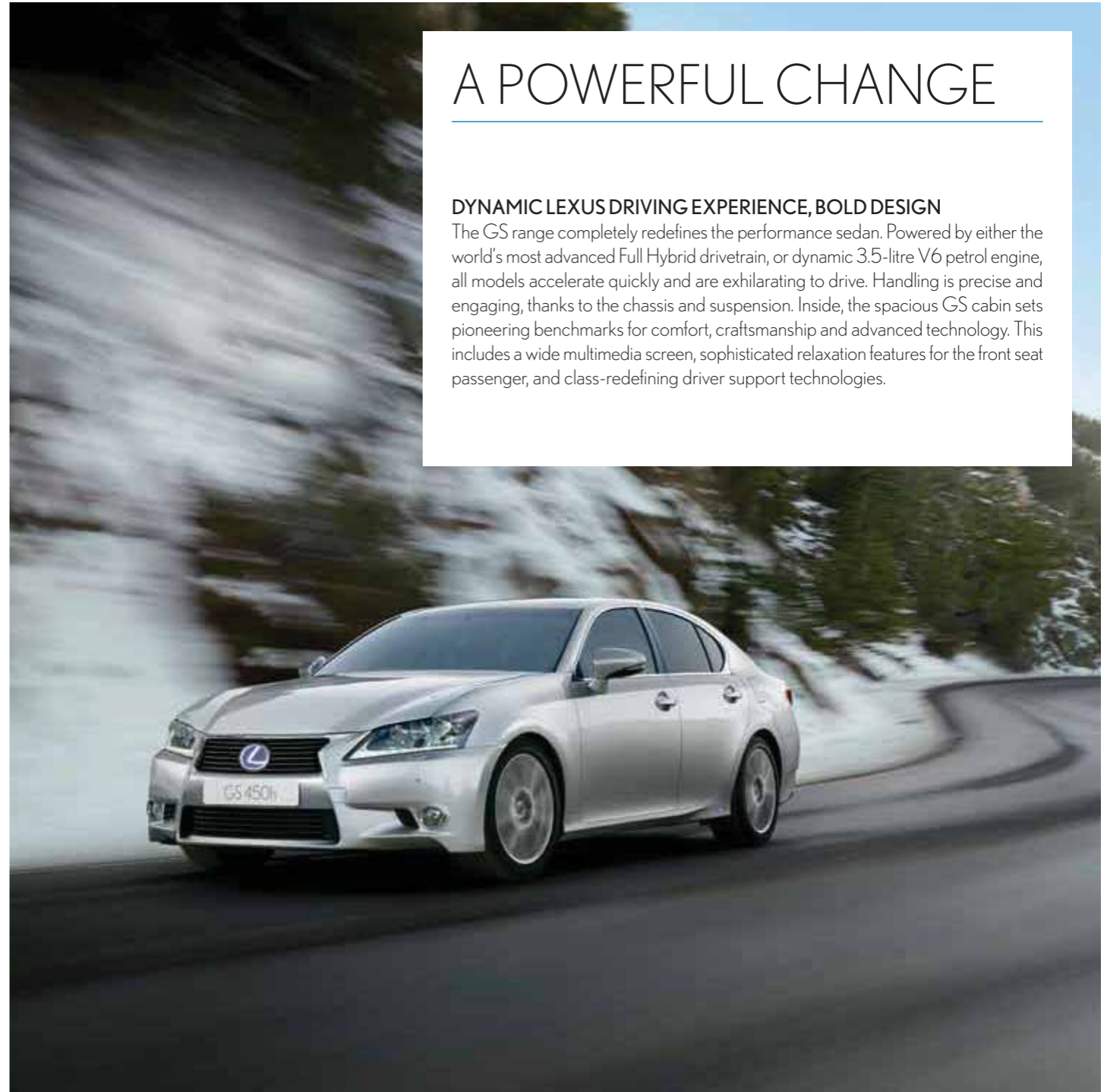


THE GS

A powerful change



 LEXUS



A POWERFUL CHANGE

DYNAMIC LEXUS DRIVING EXPERIENCE, BOLD DESIGN

The GS range completely redefines the performance sedan. Powered by either the world's most advanced Full Hybrid drivetrain, or dynamic 3.5-litre V6 petrol engine, all models accelerate quickly and are exhilarating to drive. Handling is precise and engaging, thanks to the chassis and suspension. Inside, the spacious GS cabin sets pioneering benchmarks for comfort, craftsmanship and advanced technology. This includes a wide multimedia screen, sophisticated relaxation features for the front seat passenger, and class-redefining driver support technologies.

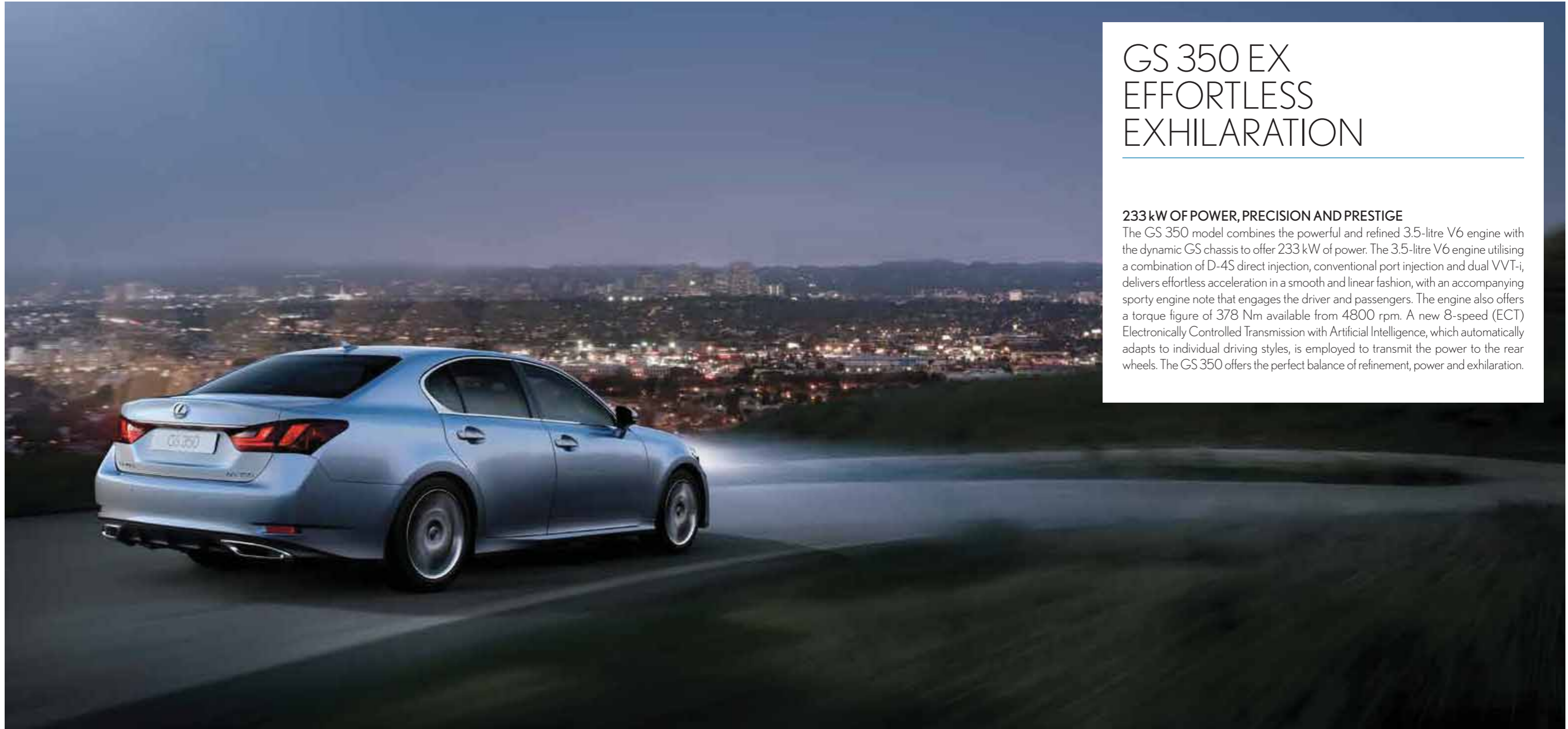


ARRIVE WITH PRESENCE

L-FINESSE DESIGN, CLASS-LEADING AERODYNAMICS

The GS sedan has been created using a bold, version of our L-finesse design language. Starting from scratch, our designers have given the GS a ground-breaking look, the focal point being its dramatic, purposeful front 'spindle grille'. Jewel-like headlights greatly enhance driver vision, while LED daytime running lights give it an unmistakable aura. In profile, the vehicle's muscular stance contrasts with its lean waistline and long streamlined cabin section, to give it unique presence and exceptional roominess for up to five occupants. Underlying the powerful form, extended wheel arches hint at superb, dynamic handling. Innovations that contribute to the vehicle's class-leading aerodynamics include smooth underbody covers and fins on the rear lights increasing driving stability and reducing wind noise inside the cabin.

South African vehicle specifications may differ.



GS 350 EX EFFORTLESS EXHILARATION

233 kW OF POWER, PRECISION AND PRESTIGE

The GS 350 model combines the powerful and refined 3.5-litre V6 engine with the dynamic GS chassis to offer 233 kW of power. The 3.5-litre V6 engine utilising a combination of D-4S direct injection, conventional port injection and dual VVT-i, delivers effortless acceleration in a smooth and linear fashion, with an accompanying sporty engine note that engages the driver and passengers. The engine also offers a torque figure of 378 Nm available from 4800 rpm. A new 8-speed (ECT) Electronically Controlled Transmission with Artificial Intelligence, which automatically adapts to individual driving styles, is employed to transmit the power to the rear wheels. The GS 350 offers the perfect balance of refinement, power and exhilaration.

GS 450h THE POWER OF h



CLASS-LEADING FULL HYBRID PERFORMANCE, EV MODE

Benefitting from over a decade of Lexus leadership and innovation in Full Hybrid technology, the GS 450h delivers breathtaking performance, thanks to its powerful Lexus Hybrid Drive. Comprising a 3.5-litre V6 direct-injection Atkinson Cycle petrol engine and two high-output electric motors, this intelligent partnership develops 215 kW for a thrilling drive. Acceleration is smooth and incredibly rapid (100 km/h in 5.9 seconds) yet fuel consumption remains excellent at 6.3 l/100 km, whilst offering class leading CO₂ emissions of 147 g/km. Select EV (Electric Vehicle) mode and the GS 450h drives in near silence, using no petrol and emitting zero CO₂. However, this Lexus Full Hybrid is very practical too; the hybrid battery occupies minimum room, resulting in a generous 443 litres of boot space.



GS F SPORT DYNAMIC ATTRACTION

F SPORT STYLING, 19-INCH ALLOYS, LEXUS DYNAMIC HANDLING

The new GS 350 F SPORT is unmistakably dynamic. Witness the aggressive F SPORT front-end styling - that integrates upper and lower honeycomb grilles - the 19-inch alloy wheels, and the discrete rear spoiler. Inside, the cockpit features a 16-way sports driver's seat, aluminium pedals and scuff plates, with the steering wheel and gearshift finished in perforated leather. Developed at the Nürburgring by the team that perfected our LFA V10 supercar, the GS F SPORT model offers an incredibly precise and exciting drive. This is thanks to leading edge technologies like Adaptive Variable Suspension (AVS). For even more thrilling performance, an additional breakthrough on the GS 350 F SPORT is 'Lexus Dynamic Handling' that networks AVS, Variable Gear Ratio Steering and Vehicle Dynamics Integrated Management.



South African vehicle specifications may differ.

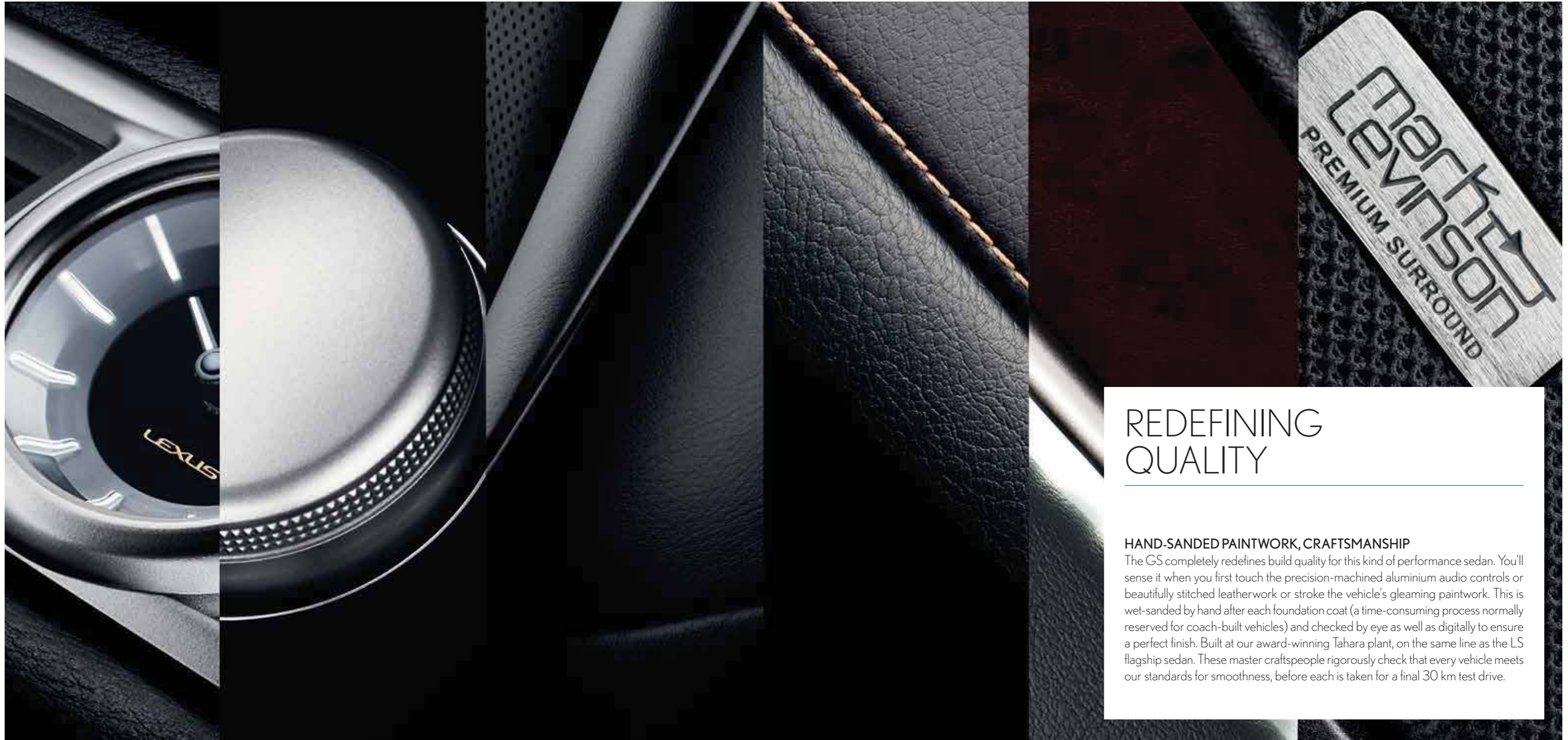


Interior shown: GS 450h

OUTER BEAUTY, INNER CALM

SPACIOUS LUXURY CABIN, HEATED ELECTRIC SEATS

In its capacious and tranquil cabin, the GS will keep you perfectly relaxed, even on the longest journeys. Behind the beautifully crafted steering wheel, the sumptuous front seats offer seat heating with electric adjustment to offer superb comfort. The GS is exquisitely finished too: witness the subtly pronounced stitching on the instrument panel, door trim, centre console and gearshift lever. Another Lexus breakthrough is the intelligent, energy-saving electronic air conditioning that only cools those seats that are occupied.



REDEFINING QUALITY

HAND-SANDED PAINTWORK, CRAFTSMANSHIP

The GS completely redefines build quality for this kind of performance sedan. You'll sense it when you first touch the precision-machined aluminium audio controls or beautifully stitched leatherwork or stroke the vehicle's gleaming paintwork. This is wet-sanded by hand after each foundation coat (a time-consuming process normally reserved for coach-built vehicles) and checked by eye as well as digitally to ensure a perfect finish. Built at our award-winning Tahara plant, on the same line as the LS flagship sedan. These master craftspeople rigorously check that every vehicle meets our standards for smoothness, before each is taken for a final 30 km test drive.

ADVANCED EQUIPMENT



DRIVE MODE SELECT

You can tune the performance of the GS by choosing between different driving modes, which range from ECO and SPORT S+*. Or simply press EV mode on the GS 450h to use purely electric power over shorter distances.

*Available on GS 350 F SPORT only



SPORT S AND SPORT S+*

Switch to Sport S+* mode and the powertrain provides faster throttle responses for a more engaging drive.



REVERSE CAMERA

Engage reverse and the view behind the vehicle is relayed to the standard 8-inch display, complete with on-screen guides to assist parking. With the 12.3-inch display, the split-screen additionally house a parking assist sensor graphic.



EV** AND ECO

With the battery sufficiently charged, EV mode lets you drive at lower speeds using just the electric motor. ECO blends petro and electric power for increased speed, while minimising emissions and fuel consumption.

**Available on GS 450h only



HEATED SEATS

In combination with leather upholstery, the driver and front passenger can individually heat or ventilate their seats as desired. This adds to the sense of bespoke luxury and is especially welcome in extreme weather conditions.

INTERIOR FEATURES



12.3-INCH MULTIMEDIA DISPLAY

The high resolution, 12.3-inch multimedia display is the widest available in a series production vehicle. Driver and front passenger can interact with multiple display screens using Remote Touch, while voice commands also control a number of applications. The split-widescreen is optimised for simultaneously viewing two types of information, for example large map display and radio station information.



DIGITAL MEDIA

You can synchronise multiple digital applications to the multimedia display. Download your smart phone's entire address book and scroll through it on the display. Or view and operate your iPod® or other multimedia devices via different display screens.

*Image shown: GS 450h



NAVIGATION

With crisp and clear graphics and an array of mapping options, navigation is intuitive to use, reacting swiftly to user input. Combined with dynamic route guidance it can also suggest alternative routes to avoid traffic delays.



REMOTE TOUCH

Next generation Remote Touch, with single press confirmation, lets users interact intuitively with the central multimedia display. Ergonomically designed, it is close at hand and as easy to use as a computer mouse.

LEADING EDGE SAFETY



HEAD-UP DISPLAY

Vehicle data, such as speed, is projected directly onto the windscreen within the driver's field of vision. Navigation commands, audio settings or other selected information can also be viewed in the Head-Up Display.

• Only available on the GS 450h



BI-XENON HEADLIGHTS

High Intensity Discharge (HID) bi-xenon headlights are specified with auto-levelling, high-pressure cleaners and Light Emitting Diode (LED) daytime running lights are standard. Adaptive Front-lighting System (AFS) is also available on the GS 450h



ADAPTIVE VARIABLE SUSPENSION

The damping force at all four wheels is intelligently controlled by the Adaptive Variable Suspension in response to road surface conditions and driver input. This not only improves ride comfort, but also increases handling stability.

• Only available on the GS 350 F SPORT model and 450h model

F SPORT DESIGN



REAR STYLING

The rear spoiler not only improves down-force and aerodynamic efficiency, it also adds a final, dynamically stylish touch to the exterior of the F SPORT.



19" ALLOY WHEELS

The exclusive F SPORT designed 19" alloy wheels are shod with low-profile tyres for exceptional cornering grip.



FRONT STYLING AND GRILLE

With its distinctive honeycomb grille and eye-catching front, the F SPORT makes a bold and assertive design statement.

INTERIOR COMBINATIONS

LEATHER (EX)
Black



Ivory



INLAY
Piano Black




SEMI-ANILINE LEATHER (GS 450h SE)
Black



Ivory



INLAY
Walnut (matt finish)



F SPORT LEATHER (GS 350 F SPORT)
Black



INLAY
Aluminium



EXTERIOR COLOURS

WHITE PEARL 077***



WHITE NOVA 083*




SONIC SILVER 1J2




MERCURY GREY 1H9




BLACK 212**



STARLIGHT BLACK 217**



CRIMSON RED 3S8



FIRE AGATE 4V3****



LAPIS LAZULI 8V3**



METEOR BLUE 8W3***



* GS 350 F SPORT model only

** Customer order only

*** Not on F SPORT

**** Customer order only but not on F SPORT

SPECIFICATIONS

Engine and drivetrain	GS 350 EX	GS 350 F SPORT	GS 450h SE
Maximum power (kW @ r/min)	233 @ 6400	233 @ 6400	215 @ 6000
Maximum torque (Nm @ r/min)	378 @ 4800	378 @ 4800	352 @ 4500
Total system output (kW)			254
Electric motor torque (Nm)			275
Valve mechanism	24-valve DOHC (Dual VVT-i)	24-valve DOHC (Dual VVT-i)	24-valve DOHC (Dual VVT-i)
Number of cylinders and arrangement	6 cylinders, V type	6 cylinders, V type	6 cylinders, V type
Fuel system	EFI D-4S	EFI D-4S	EFI D-4S
Transmission	8AT (ECT) Electronically controlled transmission	8AT (ECT) Electronically controlled transmission	E-CVT (Continuously Variable Transmission)
AI (Artificial Intelligence) Shift control	•	•	•
Suspension (front)	Double wishbone	Double wishbone	Double wishbone
Suspension (rear)	Multi-link	Multi-link	Multi-link
Lexus Dynamic Handling with 4-wheel Steering		•	
AVS (Adaptive Variable Suspension)		•	•
Service intervals (km)	15 000	15 000	15 000
Emissions	Euro 5 w/o OBD	Euro 5 w/o OBD	Euro 5 w/o OBD
Fuel consumption (Combined) l/100km	10.0	10.0	6.3
CO ₂ emissions	232	232	147
Wheels and tyres			
Wheels	18" Alloy	19" F SPORT Alloy	18" High Gloss Alloy
Tyre size	235/45R18 SM 8J 11CR08	235/40R19 and 265/35R19 SM 9J	235/45R18 SM 8J HI-G
Body and styling			
Rear spoiler		•	
Headlamps	BI-Xenon	BI-Xenon	BI-Xenon + AFS
Daytime Running Lights (LED)	•	•	•
Rear combination lamps (LED)	•	•	•
Front fog lights	•	LED	LED
Interior, exterior comfort and convenience			
Seat cover material	Leather	Leather F SPORT	Leather Semi-Aniline
Seat heater (driver and front passenger)	•	•	and rear
Seat ventilation (D and P) (driver and front passenger)	•	•	•
Power adjustable front seats with driver memory	10-way	16-way	18-way
Lumbar support	2-way	D: 4-way P: 2-way	4-way
Leather 3-spoke steering wheel with switches (Audio, display, telephone and voice)	•	F SPORT	Wood + Leather
Electric Power Steering (EPS)	•	and VGRS	•
Steering column adjustments	Electric tilt & telescopic	Electric tilt & telescopic	Electric tilt & telescopic
Cruise control	•	•	•
Smart entry system and remote control (push-button start)	•	•	•
Interior electrochromatic mirror	•	•	•
Automatic air conditioner (Dual climate control with Independent L/R)	2-zone	2-zone	3-zone
Rear air conditioner with separate controls			•

Electrically adjustable windows (1-touch up/down, auto jam protection)	•	•	•
Colour multi-information display	•	•	•
TFT instrumentation	•	•	•
Analogue clock (LED)	•	•	•
Audio system (EMV, DVD, 3-Tuner, RDS and MP3 compatible)	12-speaker	12-speaker	17-speaker Mark Levinson
iPod integration	•	•	•
Audio input terminal (mini AUX and USB)	•	•	•
EMV navigation (colour display, HDD type, GPS navi, voice control, Bluetooth, aircon & audio compatible)	•	•	•
Drive Mode Select (Eco, Normal, Sport modes)	•	with Sport S+	•
Head Up Display (HUD)			• (Colour)
Moon roof (power tilt/slide, jam protection)			•
Light Auto cut	•	•	•
Tyre inflation pressure warning (433MHZ)	•	•	Auto Location
Safety and security			
Anti-lock Braking System (ABS)	•	•	•
Brake Assist (BA)	•	•	•
Electronic Brake force Distribution (EBD)	•	•	•
Vehicle Dynamic Integrated Management	•	•	•
Vehicle Stability control (VSC)	•	•	•
Traction control (TRC)	•	•	•
Hill assist control (HAC)	•	•	Brake Hold
Electric Parking Brake	•	•	•
Clearance and back sonar (With sensor)	•	•	•
Back Guide Monitor (BGM)	•	•	•
Driver and front passenger airbags	•	•	•
Curtain shield head airbags (front and rear)	•	•	•
Side airbags (front and rear)	•	•	•
Knee panel airbag (driver and front passenger)	•	•	•
Child protector	Rear door	Rear door	Rear door
Immobiliser and alarm with anti-theft sensors (intrusion and tilt)	•	•	•
Dimensions and capacities			
Length (mm)	4850	4850	4850
Height (mm)	1455	1455	1455
Width (mm)	1840	1840	1840
Wheelbase (mm)	2850	2850	2850
Front Tread (mm)	1575	1575	1575
Rear Tread (mm)	1590	1560	1590
Luggage capacity (ℓ)	499	499	443
Fuel tank (ℓ)	66	66	66
Acceleration (0-100 sec)	6.0	6.0	5.9
Towing capacity (kg) (w brake)	1600	1600	1500

THE OWNERSHIP EXPERIENCE

LEXUS DISTANCE PLANS

INTRODUCTION

Welcome to the growing group of value-conscious people who drive Lexus. We are proud of the advanced engineering and quality construction of each vehicle we build.

The Lexus Distance Plans give you and all Lexus owners peace of mind and fixed costs motoring. The Lexus Distance Plans are fully supported and approved by Toyota SA Motors. The Lexus Distance Plans are designed to give you, the motorist, a value-added product that supports your needs by containing motoring costs. Lexus Distance Plans offer all customers access to service at any Lexus dealership in South Africa and Lexus dealerships in our neighbouring countries, i.e., Namibia, Lesotho, Swaziland and Botswana.

The Lexus Distance Plans cover all your normal operating condition services up to 4 years/100 000 km. All servicing must be carried out according to the specified service intervals stipulated in the vehicle's Book of Life to ensure that the Distance Plan and the vehicles warranty remains valid.

All Lexus owners have an option to upgrade the Lexus Distance Plans. Lexus offers our customers various options in terms of choice of cover, dependent on individual requirements.

Please feel free to contact your nearest Lexus dealer for the various options to upgrade your Distance Plan. We at Lexus appreciate and value your support and aim to make vehicle ownership a positive experience for all our customers. Please read on to familiarise yourself with the Lexus maintenance plan.

INCEPTION DATE OF PLAN

The inception date of the Lexus Distance Plans will be the same as the vehicle's warranty inception date. The same will apply to all demonstration vehicles sold by a Lexus dealership.

WHAT DOES THE LEXUS DISTANCE PLAN COVER?

Covered:

- All manufacturer specified services (normal schedule) up to 4 years/100 000 km whichever occurs first (*1).

WHAT DOES THE LEXUS DISTANCE PLAN PLUS COVER?

Covered:

- All manufacturer specified services (normal schedule) up to 4 years/100 000 km which occurs first (*2).
- Front disc brake pads (limited to 5 sets)
- Rear disc brake pads (limited to 3 sets)

WHAT DOES THE LEXUS DISTANCE PLAN COMPLETE COVER?

Covered:

- All manufacturer specified services (normal schedule) up to 4 years/ 100 000 km whichever comes first.
- Mechanical components - repaired or replaced due to normal wear and tear.

WHAT IS NOT COVERED BY THE LEXUS DISTANCE PLANS?

Not Covered:

- Obtaining of fuel
- Engine top up oil and other lubricants and service items required between routine servicing of the vehicle
- Tyres, wheel alignment and wheel balancing

- (*1) Maintenance repairs of wearing items for Distance Plan (e.g., brakes, clutches, exhausts, batteries, etc.)
- (*2) Maintenance repairs or wearing items for Distance Plan Plus (e.g., brake discs, brake callipers, clutches, exhausts, batteries, etc.)
- Non-Lexus approved additives
- Paint/body/trim repairs
- Accessories
- Unreasonable requests
- Alterations and modifications
- Driver abuse/negligence or unreasonable use, including any form of competition
- Insurance-related claims and repairs
- Accident damage
- Rattles and squeaks
- Cleaning of fuel system
- Cracked or broken glass
- Expenses incurred at non-Lexus dealers
- Flood, riot, weather and fire damage
- Engine tuning
- Repairs or damage as a result of non-compliance to service requirements or warranty obligations
- Damage incurred through the vehicle having been driven with insufficient engine lubricants or coolant
- Any claims arising outside the borders of South Africa, Namibia, Lesotho, Swaziland or Botswana
- Items requiring replacement as a result of severe operating conditions will be for the customer's account. The severe operating schedule is not covered in any of the Distance Plans

NB: Consult your Lexus dealer for more information on your vehicle's warranty terms and conditions.





South African vehicle specifications may differ.



THE GS

The only way to truly understand what makes Lexus vehicles so special is to drive one yourself. Please contact your nearest Lexus Authorised Dealer or national Lexus website to arrange a test drive of the GS.

Find Lexus South Africa on:  Lexus South Africa or on  @Lexus_SA
For a detailed list of specifications please visit www.lexus.co.za

PMN05U1002. Date 2014/02. Certain vehicle details and specifications contained in this brochure may differ from available models. Toyota Motor Corporation of Japan and Toyota SA (Pty) Ltd make no warranties, either expressed or implied, concerning the verisimilitude of contained material. Toyota reserves the right to alter any details of specifications and equipment without notice. Waste Tyre Registration Number: TPREG0031GAU.

© 2014 Lexus South Africa* reserves the right to alter any details of specifications and equipment without notice. Details of specifications and equipment are also subject to change to suit local conditions and requirements. Please enquire at your local Lexus Authorised Dealer of any such changes that might be required for your area.