

EXPERIENCE
A NEW DIMENSION



 **LEXUS**
EXPERIENCE AMAZING

INNOVATION'S

NEW WORLD ORDER

A melting pot of timelessness and technology, Japan is a world of contrasts where the traditional and the modern are skilfully bound together. Combined with its rich culture and renowned artisanal craft, Japan knows no bounds when it comes to its many art forms.

Meet the new Lexus IS, a luxury sport sedan that mindfully honours the traditions of Japanese craftsmanship with new world innovation. The new IS combines imaginative technology and leading driving dynamics in one evocative design, resulting in uncompromising attention to detail that allows the driver to enjoy a comfortable driving experience with exceptional performance.

From the luxurious interior to the eye-catching exterior, the touch of our *Takumi* craftsmen has been applied to every inch of this sporty sedan.



IS 300h SE • IS 300h EX • IS 300h F SPORT
The all-new and exclusive hybrid line-up,
a first for South Africa.



TAKING

CHARGE

Like traditional *manga* art combines powerful narratives with increasingly evolving modern styles and visuals, the Lexus IS hybrid range merges the pinnacles of traditional technology with the latest in hybrid vehicle innovation.

The Lexus IS is fitted with an advanced Lexus petrol-electric hybrid engine, which uses a revolutionary Self-Charging Hybrid system that produces electrical energy every time the brake pedal is pushed down. This means that the Lexus IS hybrid is always charged and ready for eco-friendly, out-of-this-world adventures. The Lexus IS range is fuel-efficient and produces zero emissions when in Electric Vehicle mode.

HYBRID



SUPERIOR TRACK RECORD

Inspired by an ancient Japanese philosophy that blends skill and spirit, the Lexus IS is as smooth to drive as it is exhilarating. The combined power from the 2.5-litre petrol engine and the nickel-hydrogen battery system is 164kW and torque is rated at 221Nm. An Electronically-Controlled Continuously Variable Transmission (ECVT) maximises both efficiency and performance.

When it comes to extraordinary engineering, there's no other option but to go all in. Countless hours were spent calculating the camber and radius of every corner to engineer what could be the most demanding testing ground in the world: the Shimoyama track in Japan.

The newly designed Lexus IS, the first to be honed on this track, has been refined even further by our *Takumi* masters to create optimal agility and give the most linear response possible. The reinforced chassis also offers a more controlled driving experience, especially around corners, making the driver feel more empowered behind the wheel. With all this in mind, the new Lexus IS line-up delivers a connection between vehicle and driver that's more visceral than ever before.

ART THAT MOVES YOU

Like the ancient Japanese art forms of manga and origami, the exterior of the new Lexus IS is meticulously sculpted by our *Takumi* masters to offer an unrivalled level of craftsmanship. The wider stance and dramatic character lines of the redesigned IS are sure to capture the attention of both driver and onlooker.

With unparalleled commitment to handcrafted perfection, there's beauty to be found in every detail. From any angle, the new IS could be nothing else but a Lexus. Its muscular fenders, straight-line-type rear combination lamps sporting an "L" motif, and three-dimensional bumper garnishes add to its presence on the road.



Model shown IS 300h F SPORT

South African vehicle specifications may differ.

EXTERIOR FEATURES

A ALLOY WHEELS

With 18-inch alloy wheels on the IS 300h EX and IS 300h SE models and a striking 5-twin-spoke design, you'll cruise into a new dimension of confidence and class every time you drive your Lexus IS sports sedan.

B MOONROOF*


Take control with the electric, tilt and slide glass moonroof that allows you to decide how much moonlight or sunlight you want shining through your Lexus IS. You can also decide on how much fresh air you desire with our convenient one-touch control.

C REAR COMBINATION LAMP

The new Lexus IS features a rear combination lamp, designed with L-shaped lightbars, giving your vehicle an exclusive Lexus flare that sets it apart from other sports sedans. The ultramodern tail lamps create a continuous line across the back of the car, creating a wider and more aggressive appearance, making it the envy of every vehicle on the road.

D POWER BOOT

The Lexus IS is as elegant in form as it is in function, and the boot is no exception. The power boot can be operated remotely for your convenience, and also features locking sensors to ensure you never forget your keys inside your Lexus or find yourself locked out. The boot also has a locked-linked system which unlocks automatically when the doors are unlocked, plus there's an emergency release lever installed inside for even more peace of mind.



*Available on select IS models.

Images used for illustrative purposes only.

STEP INTO SOPHISTICATION

The new Lexus IS combines its modern artisanal design with exceptional luxury. Guided by *omotenashi*, the Japanese philosophy of hospitality and comfort, the exquisitely handcrafted interior is both modern and welcoming.

The centre display now offers both touch operation and remote operation for enhanced usability. Further refining the driving experience, a Dual-Zone Climate Control system features individual settings to allow the driver and front passenger to adjust their preferred temperatures.

Seating throughout the Lexus IS is as adaptable as it is striking. The low-set, 8-way power-adjustable front seats provide peak comfort, while standard 60:40 split fold-down rear seats provide remarkable versatility. A rear seat reminder system is available as an addition – it displays a message to prevent the driver from exiting the vehicle with their belongings left in the rear seats, when a rear door is opened and closed.



INTERIOR FEATURES



MYLEXUS APP

Experience greater connectivity with your Lexus IS by using the MyLexus App. When drivers use the app, they open up a whole new world of personalised offerings and customisable features, which include Wi-Fi, roadside assistance and more. See the back of the brochure for more information.



REMOTE TOUCH

Enter a new dimension of intuitive driving with remote touch and touchscreen functionality. With single-press confirmation, drivers are able to interact with the central multimedia screen display which makes it easy and convenient to control the new Lexus IS. The centre display now offers both touch operation and remote operation for enhanced usability.



DRIVE MODE SELECT

In the Lexus IS, vehicle performance can easily be fine-tuned using Drive Mode Select. Decide between Eco mode for reduced emissions, Sports/Sports S+ mode for amplified responsiveness and exhilaration or Normal mode for everyday driving.



STEERING WHEEL CONTROLS

Without having to take your hands off the wheel, you can control audio, use voice command features, access cruise control and much more. Additionally, the 3-spoke leather steering wheel, inspired by the Lexus LFA, has finger rests which make steering more precise.



DUAL-ZONE CLIMATE CONTROL

In the Lexus IS, both the driver and the front passenger can adjust the temperature to suit their needs, using the Dual-Zone Climate Control system. Individual temperature controls offer a new level of independence during trips.



CRAFTED LEATHER* SEATS

The meticulously crafted leather seats in the Lexus IS strike the perfect balance between sophistication and comfort, ensuring that the driver feels supported on every journey.

*Available on select models only.
Images shown for illustrative purposes only.



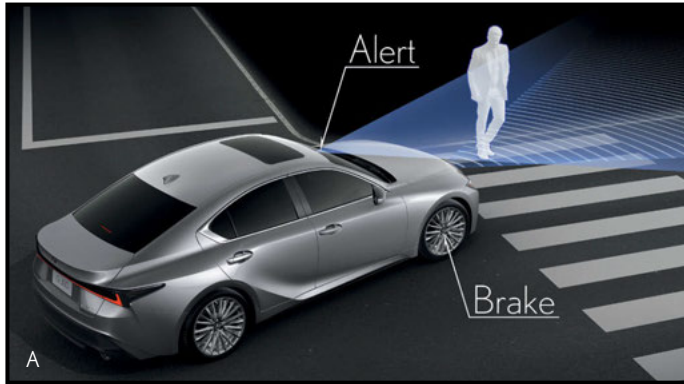
WHERE SAFETY

AND SOPHISTICATION MEET

We bring the same care and attention to the Lexus IS safety features as we do to its design and performance.

With the Lexus Safety System+ 2.5*, you can enjoy true peace of mind thanks to a class-leading integrated suite of the most advanced active safety features ever included in a Lexus. These cutting-edge technologies, such as our Pre-Crash System (PCS), have been evolved to provide even greater safety and confidence.

*Available on IS 300h F SPORT and IS 300h SE models only.



A **PRE-CRASH SYSTEM***

With enhanced radar and camera capabilities, this system now features intersection support for increased safety for pedestrians and vehicles. It can also help to detect the vehicle ahead, a preceding bicyclist in daytime, and a preceding pedestrian in both daytime and low-light conditions. Should the system detect a potential frontal collision, it can help provide steering assistance and automatically brake the vehicle to a stop.



B **LANE TRACE ASSIST***

Lane Trace Assist with steering vibration helps the driver keep their vehicle centred in the lane, it can even provide steering assistance. Designed for added convenience and to help reduce driver strain, the system can also be used in traffic and on highways with gradual curves.



C **ALL-SPEED ADAPTIVE* CRUISE CONTROL**


Our cruise control technology now helps to detect an upcoming curve and can lower your speed accordingly. It also helps you maintain a preset speed and following distance from the vehicle ahead. Whether at highway speeds or in stop-and-go traffic, the system is designed to detect if you get closer than the preset distance and can automatically slow your vehicle – even to a complete stop.

*Available on IS 300h F SPORT and IS 300h SE models only.



D **LED AUTO HIGH-BEAM* HEADLIGHTS**

To help provide greater visibility for you as well as other drivers, Intelligent High-Beams offer added illumination to help keep you focused on the road. When the road ahead is clear, the system defaults to high-beam mode, then temporarily switches to low beams when it detects the headlamps or tail lamps of vehicles ahead.



E **BLIND SPOT MONITOR***

Blind Spot Monitor with Rear Cross Traffic Alert detects vehicles in adjacent lanes that are not visible on the door mirrors. If the driver is indicating to change lanes and a vehicle enters the blind spot, a warning signal appears on the relevant door mirror.



F **PARK DISTANCE CONTROL WITH CLEARANCE SONAR**

The Park Distance Control detects objects around the Lexus IS and alerts the driver with a display indicator or a buzzer to prompt immediate action. It's combined with the cutting-edge clearance sonar indicator which intuitively displays the exact position of an object in relation to the car for optimum perceptiveness.

*Available on IS 300h F SPORT and IS 300h SE models only.

UNPARALLELED TECH

LEXUS' COMPETITIVE EDGE

Japanese art is celebrated around the world for being intricately designed. Every detail is considered and is often done entirely by hand, an art mastered through the passing of time that is passed down from one generation to another.

In the new Lexus IS, exceptional craft is fused beautifully with true tradition.

Take the innovative audio system that breathes life into each driving scene: the 17*-Speaker Mark Levinson®* Premium Surround Sound Audio System has been completely revised, while the upper back speakers and audio amplifier have also been improved. This has increased the spread and depth of the sound so that the driver can enjoy a more 3-dimensional sound stage.

*Available on select models only.






ANDROID AUTO

With Android Auto, you can now seamlessly cast your device's interface onto the vehicle's multimedia display. Play your music, send messages and navigate via your favourite apps.

APPLE CARPLAY

With Apple CarPlay integration, you can access the same familiar interface from your iPhone through the vehicle's touchscreen multimedia display. Simply connect your iPhone to get directions, make calls, send and receive messages via Siri®, and get access to your favourite apps like Waze, Spotify and Apple Audiobooks™.



PANORAMIC VIEW MONITOR

The new IS offers passionate design with optimal visibility, as seen in the available Panoramic View Monitor. Four high-resolution cameras mounted on the front, sides and rear of the vehicle give the driver a bird's-eye view of the near environment. Moving View and See-Through View options create a composite image of the vehicle's surroundings as on-screen guides assist with parking and tight manoeuvring.



THE GAME CHANGER

The F SPORT, with its inspired design, combines all the necessary elements of a great sports car, worthy of any opponent. Not only is it hugely exciting to drive, but the Lexus IS 300h F SPORT also effortlessly blends genuine practicality and day-to-day ability.

From new accent stitching along the dash to larger circular air vents reminiscent of jet turbines, the details have been carefully considered. Elevating the artful interior even further, it offers distinctive ornamentation crafted with laser etching to maximise its tactile qualities.

The slimmer LED headlamps with integrated Daytime Running Lights are mirrored by the sweeping lines of the masterfully embossed Lexus IS 300h F SPORT interior door panels.

F SPORT FEATURES



F SPORT BADGE

Although discreet, the F SPORT logo is a badge of distinction. The “F” refers to the birthplace and primary testing site of our high-performance F SPORT vehicles: Fuji Speedway, located near Mount Fuji.



WHEELS

These 19-inch, staggered-width aluminium alloy wheels are not only lighter, but they also improve grip for enhanced handling and responsiveness.



F SPORT GRILLE

The grille features the mesh pattern that has been used for all F SPORT models, enhancing the brand’s sporty image. The lower grille construction incorporates RC-F inspired air intakes strengthening its sporty image.



REAR SPOILER

An exclusive rear spoiler with Piano Black paint has been adopted to differentiate from the other models. The rear spoiler is provided to reduce air turbulence and enhance stability and controllability.



F SPORT STEERING WHEEL

Featuring the F SPORT logo, you’ll sense a special kind of connectedness every time you take this 3-spoke leather steering wheel in your hands. Finished in perforated leather, the F SPORT gearshift design matches the steering wheel to create an exciting sports ambience.



F SPORT PEDALS

Offering excellent grip characteristics, aluminium pedals reflect the motorsport design heritage of the F SPORT model.

| Engine and Drivetrain | Lexus IS 300h EX | Lexus IS 300h F SPORT | Lexus IS 300h SE |
|-------------------------------------|--|--|--|
| Adaptive Variable Suspension (AVS) | | • | |
| Bore x Stroke (mm) | 90.0 x 98.0 | 90.0 x 98.0 | 90.0 x 98.0 |
| Driven Wheels | RWD | RWD | RWD |
| Fuel System | Petrol Hybrid-EFI | Petrol Hybrid-EFI | Petrol Hybrid-EFI |
| Maximum Power (kW @ r/min) | 133@6000 | 133@6000 | 133@6000 |
| Maximum Torque (Nm @ r/min) | 221@4200–5400 | 221@4200–5400 | 221@4200–5400 |
| Number of Cylinders and Arrangement | Inline – 4 | Inline – 4 | Inline – 4 |
| Starting System | Push Start | Push Start | Push Start |
| Suspension (Rear) | Multilink | Multilink | Multilink |
| Transmission | ECVT | ECVT | ECVT |
| Suspension (Front) | Double Wishbone | Double Wishbone | Double Wishbone |
| Paddle Shift | • | • | • |
| Engine Capacity (Litre) | 2.5 | 2.5 | 2.5 |
| Exterior Features | | | |
| Daytime Running Light | LED | LED | LED |
| Door Outside Handles | Colour Coded – Smart Entry | Colour Coded – Smart Entry | Colour Coded – Smart Entry |
| Front Bumper | Colour Coded | F SPORT | Colour Coded |
| Headlights | LED | LED – Auto High-Beam System | LED – Auto High-Beam System |
| Headlamps Cleaner | • | • | • |
| Headlamp Levelling | Automatic | Automatic | Automatic |
| Light Control System | Auto Light Control System, Autocut | Auto Light Control System, Autocut | Auto Light Control System, Autocut |
| Luggage Boot/Rear Door | Power | Power | Power |
| Side Mirrors | Colour Coded, Power, Retractable, Heated | Colour Coded, Power, Auto-Retractable, Electrochromatic, Memory, Blind Spot Monitor (BSM), Heated, Reverse-Linked Tilt | Colour Coded, Power, Auto-Retractable, Electrochromatic, Memory, Blind Spot Monitor (BSM), Heated, Reverse-Linked Tilt |
| Front Grille | Black | F SPORT | Black |
| Rear Bumper | Colour Coded | F SPORT | Colour Coded |
| Rear Lights | LED + Bulb Type | LED + Bulb Type | LED + Bulb Type |
| Rear Fog Lamp | • | • | • |
| Front Side Glass | UV Cut, Water Repellent | UV Cut, Water Repellent | UV Cut, Water Repellent |
| Front Window Wiper | Auto, Rain-sensing | Auto, Rain-sensing | Auto, Rain-sensing |
| Interior Features | | | |
| Package Trim and Tonneau Cover | • | • | • |
| Coat Hook | 2 | 2 | 2 |
| Clock | Analogue with GPS, Digital Meter | Analogue with GPS, Digital Meter | Analogue with GPS, Digital Meter |
| Cupholders | 4 | 4 | 4 |
| Door Scuff Plate | Resin | Stainless Steel | Stainless Steel |
| Floor Carpet Trim | Carpet | Carpet | Carpet |
| Front Headrest | Adjustable – 2 | Adjustable – 2 | Adjustable – 2 |
| Rear-View Mirror | Electrochromatic (EC) | Electrochromatic (EC) | Electrochromatic (EC) |
| Key Reminder Warning | Buzzer | Buzzer | Buzzer |
| Meter Illumination Control | • | • | • |
| Overhead Console | • | • | Moonroof |
| 2nd-Row Seats | 60:40 | 60:40 | 60:40 |
| Seat Trim | Synthetic Leather | Smooth Leather | Smooth Leather |
| Shift Lever and Knob | Leather | Leather, F SPORT | Leather |
| Steering Wheel | 3 Spoke/Leather | 3 Spoke/F SPORT | 3 Spoke/Leather |
| Centre Console | Box | Box | Box |

| Safety | Lexus IS 300h EX | Lexus IS 300h F SPORT | Lexus IS 300h SE |
|--|--|--|--|
| Airbag On-Off Switch | • | • | • |
| Anti-Theft System | Siren/Alarm, Tilt Sensor, Intrusion Sensor | Siren/Tilt Sensor, Intrusion Sensor, Alarm | Siren/Tilt Sensor, Intrusion Sensor, Alarm |
| Auto Door Lock | Speed Dependent | Speed Dependent | Speed Dependent |
| Centre Rear Seat Belt | 3-Point | 3-Point | 3-Point |
| Child Lock | • | • | • |
| Child Restraint System (ISOFIX) | 2 | 2 | 2 |
| Emergency Brake Signal | • | • | • |
| Parking Brake | Electric | Electric | Electric |
| Front Brake | Ventilated Disc | Ventilated Disc | Ventilated Disc |
| Front Seat Belts | Pretensioner, Force Limiter, Tension Reducer | Pretensioner, Force Limiter, Tension Reducer | Pretensioner, Force Limiter, Tension Reducer |
| Power Door Lock | Double Lock | Double Lock | Double Lock |
| Pre-Crash System (Brake Synchronised) | • | • | • |
| Rear Brake | Ventilated | Ventilated | Ventilated |
| Rear Seat Belts | ELR | ELR | ELR |
| Seat Belt Warning | Front + Rear/Buzzer + Light | Front + Rear/Buzzer + Light | Front + Rear/Buzzer + Light |
| Wireless Door Lock | Smart Entry | Smart Entry | Smart Entry |
| Brake Warning | Buzzer | Buzzer | Buzzer |
| Airbags | Driver, Passenger, Knee, Curtain, Front Side, Rear Side | Driver, Passenger, Knee, Curtain, Front Side, Rear Side | Driver, Passenger, Knee, Curtain, Front Side, Rear Side |
| Rear Seat Reminder | • | • | • |
| Driver Support Systems | | | |
| Tyre Pressure Monitor | Auto Location | Auto Location | Auto Location |
| Park Distance Control | Front + Rear, Intelligent Clearance Sonar, Support Brake | Front + Rear, Intelligent Clearance Sonar, Support Brake | Front + Rear, Intelligent Clearance Sonar, Support Brake |
| Anti-Lock Braking System (ABS) | • | • | • |
| Blind Spot Monitor (BSM) | • | With Rear Cross Traffic Alert | With Rear Cross Traffic Alert |
| Brake Assist (BA) | • | • | • |
| Electronic Brake Force Distribution (EBD) | • | • | • |
| Hill Assist Control (HAC) | • | • | • |
| Traction Control (TRC) | • | • | • |
| Vehicle Dynamic Integrated Management (VDIM) | • | • | • |
| Vehicle Stability Control (VSC) | • | • | • |
| Drive Mode Select | Eco, Normal, Sport | Eco, Normal, Sport, Sport S+ | Eco, Normal, Sport |
| Lane Keeping System | • | Steering Vibration, Lane Trace Assist | Lane Trace Assist, Steering Vibration |
| Performance | | | |
| Acceleration 0–100 (sec) | 8.7 | 8.7 | 8.7 |
| Top Speed (km/h) | 200 | 200 | 200 |
| Fuel Consumption (Combined Cycle) (L/100km) | 5.2 | 5.2 | 5.2 |
| CO2 (g/km) | 122 | 122 | 122 |
| Service and Warranty | | | |
| Service Interval | 12 Months/15 000km | 12 Months/15 000km | 12 Months/15 000km |
| Warranty | 7 Years/105 000km | 7 Years/105 000km | 7 Years/105 000km |
| Maintenance Plan | 7 Years/105 000km | 7 Years/105 000km | 7 Years/105 000km |
| Wheels and Tyres | | | |
| Spare Tyre | Without (Repair Kit Included) | Without (Repair Kit Included) | Without (Repair Kit Included) |
| Wheels and Tyres | F:235-45R18 – Alloy/R:235-45R18 – Alloy | F:235-40R19 – Aluminium/R:265-35R19 – Aluminium | F:235-45R18 – Alloy/R:235-45R18 – Alloy |
| Styling | | | |
| Rear Spoiler | • | • | • |
| Roof | Standard Roof | Moonroof, Tilt & Slide | Moonroof, Tilt & Slide |

| Convenience | Lexus IS 300h EX | Lexus IS 300h F SPORT | Lexus IS 300h SE |
|------------------------------|---|---|---|
| Cruise Control | • | Adaptive, All Speed | Adaptive, All Speed |
| Air Conditioner | Auto Dual-Zone | Auto Dual-Zone | Auto Dual-Zone |
| Audio System | Lexus Premium/EMV | Mark Levinson®/EMV | Mark Levinson®/EMV |
| Auxiliary Input | • | • | • |
| Reverse Camera | BGM/With Guidelines, Smart Camera | BGM/With Guidelines, Panoramic View Monitor | BGM/With Guidelines, Panoramic View Monitor |
| Bluetooth | • | • | • |
| Disc Type | DVD | DVD | DVD |
| Front Armrest | • | • | • |
| Front Seat Adjustment | Driver + Passenger Power | Driver + Passenger Power/Driver Memory | Driver + Passenger Power/Driver Memory |
| Front Seat Vertical Adjuster | Driver + Passenger Power | Driver + Passenger Power/Driver Memory | Driver + Passenger Power/Driver Memory |
| Light Reminder Warning | Buzzer | Buzzer | Buzzer |
| Multi-Information Display | TFT | TFT | TFT |
| Navigation System | EMV | EMV | EMV |
| Power Socket | Front – 12V | Front – 12V | Front – 12V |
| Power Steering | Electric (EPS) | Electric (EPS) | Electric (EPS) |
| Electric Windows | All | All | All |
| Rear Armrest | 2 Cupholders | 2 Cupholders | 2 Cupholders |
| Seat Heater | Driver and Passenger Only | Driver and Passenger Only | Driver and Passenger Only |
| Seat Lumbar Support | Driver 2-Way, Power | Driver 2-Way, Power | Driver 2-Way, Power |
| Seat Ventilation | Without | Front Only | Front Only |
| Speakers | 10 | 17 | 17 |
| Steering Column Adjustments | Power/Tilt & Telescopic | Power/Tilt & Telescopic | Power/Tilt & Telescopic |
| Steering Switches | Audio, Telephone, Cruise Control, Info Display, Voice Command | Audio, Telephone, Info Display, Voice Command, Adaptive Cruise Control, Lane Trace Assist | Audio, Telephone, Info Display, Voice Command, Adaptive Cruise Control, Lane Trace Assist |
| Sun Visor | | Mirror With Cover, Ticket Holder Driver + Passenger | Mirror With Cover, Ticket Holder Driver + Passenger |
| USB | 2 | 2 | 2 |
| Android Auto & Apple CarPlay | • | • | • |
| Lexus Connect Enabled | • | • | • |
| Dimensions and Capacities | | | |
| Front Overhang (mm) | 875 | 875 | 875 |
| Front Tread (mm) | 1580 | 1580 | 1580 |
| Gross Combination Mass (GCM) | 2140 | 2140 | 2140 |
| Ground Clearance (mm) | 140 | 140 | 140 |
| Gross Vehicle Mass (GVM) | 2140 | 2140 | 2140 |
| Height (mm) | 1435 | 1435 | 1435 |
| Kerb Weight (kg) | 1700-1735 | 1700-1735 | 1700-1735 |
| Length (mm) | 4710 | 4710 | 4710 |
| Luggage Capacity (L) | 450 | 450 | 450 |
| Rear Overhang (mm) | 1035 | 1035 | 1035 |
| Rear Tread (mm) | 1605 | 1575 | 1605 |
| Turning Circle (Tyres, m) | 5.2 | 5.2 | 5.2 |
| Wheelbase (mm) | 2800 | 2800 | 2800 |
| Width (mm) | 1840 | 1840 | 1840 |


EXTERIOR COLOURS



083 WHITE NOVA
IS 300h F SPORT



085 WHITE QUARTZ
IS 300h EX
IS 300h SE



1J7 SONIC TITANIUM
IS 300h EX
IS 300h SE*
IS 300h F SPORT



1L1 SONIC CHROME
IS 300h EX*
IS 300h SE
IS 300h F SPORT*



1L2 SONIC IRIDIUM
IS 300h EX
IS 300h SE*
IS 300h F SPORT*



223 GRAPHITE BLACK*
IS 300h EX
IS 300h SE
IS 300h F SPORT



3R1 MORELLO RED*
IS 300h EX
IS 300h SE



3T5 SOLAR STORM RED*
IS 300h F SPORT



8X1 POSEIDON BLUE*
IS 300h F SPORT



8Y6 CELESTIAL BLUE*
IS 300h EX
IS 300h SE
IS 300h F SPORT

INTERIOR TRIM COLOURS



OCHER*
IS 300h EX
IS 300h SE



BLACK
IS 300h EX
IS 300h SE




DARK ROSE*
IS 300h EX
IS 300h SE



F SPORT BLACK
IS 300h F SPORT



F SPORT WHITE*
IS 300h F SPORT



F SPORT FLARE RED
IS 300h F SPORT

*Customer order only.

EXPERIENCE ULTIMATE CONNECTIVITY WITH **MYLEXUS**

All Lexus vehicles can now be connected to the MyLexus App on your mobile phone, giving you more control of your driving experience and opening up a whole new world of personalised offerings and customisable features so that you can:



IN-CAR Wi-Fi*

Connect to Wi-Fi



GPS LOCATOR

Always know your vehicle's GPS location



LOGBOOK

Have access to a digital logbook



DRIVER NOTIFICATIONS

Important reminders like licence renewal



BATTERY HEALTH CHECK

Check your battery health



SERVICE BOOKING

Manage your services



ROADSIDE ASSISTANCE

Get real-time roadside assistance



DRIVER RATING

Receive a driver rating



FLEET MANAGEMENT

Monitor your fleet



LICENCE RENEWAL

Car licence renewal available

AND MORE

The above features are not all; there are loads of other features available to further enhance driver and guest safety, convenience and comfort, and plenty more to come to make your driving experience better and better with every kilometre.



**DOWNLOAD THE MYLEXUS APP
AND GET CONNECTED TODAY**

FIND OUT MORE AT [LEXUS.CO.ZA/MYLEXUS](https://www.lexus.co.za/mylexus)

*15GB Free data once-off upon activation. Ts&Cs apply. Available in South Africa only.



LEXUS MAINTENANCE

INTRODUCTION

At Lexus, we take pride in the advanced engineering and craftsmanship of the vehicles we build. For that reason, our Warranty and Distance Plans are designed to provide Lexus owners with seamless vehicle maintenance and complete peace of mind. The Lexus Warranty and Distance Plans both enjoy full support by Lexus SA and offer customers access to specialised servicing, maintenance and repair at any Lexus dealer in South Africa, Namibia and Botswana.

WARRANTY AND DISTANCE PLANS

To complement its comprehensive Warranty, the IS features a Distance Plan Complete that provides for service and maintenance costs. The option to extend the period of cover is available for both the Warranty and Distance Plan Complete. These options can be discussed with your Lexus dealer. To familiarise yourself with the cover provided by Warranty and Distance Plan on the IS, please consider the information below.

WARRANTY

- Duration: 7 Years or 105 000km from original date of sale.
- Cover: Repair or replacement of components that fail or malfunction as a result of manufacturing or material defect.

DISTANCE PLAN

For the Lexus IS, all Distance Plans have been improved. All Lexus IS models are covered by a Distance Plan Complete full Maintenance Plan for 7 Years/105 000km as well as a comprehensive manufacturer's Warranty, the IS range has a Hybrid Battery Warranty of 8 Years/195 000km.

Consult with your Lexus dealer for more information on the terms and conditions of the Warranty and Distance Plan Complete offered on the IS.

LEXUS LIFE

Our online magazine, Lexus Life celebrates innovative design, sustainable technologies and premium experiences around the globe.

Download the app from Google Play or the App Store.

Keep up to date with all things Lexus here:

www.lexus.co.za/lexus-life



Certain vehicle details and specifications contained in this brochure may differ from available models. Toyota Motor Corporation of Japan and Toyota SA (Pty) Ltd. make no warranties, either expressed or implied, concerning the verisimilitude of contained material. Toyota reserves the right to alter any details of specifications and equipment without notice. Waste Tyre Registration Number: TPREG0031GAU.

© 2015 Lexus South Africa* reserves the right to alter any details of specifications and equipment without notice. Details of specifications and equipment are also subject to change to suit local conditions and requirements. Please enquire at your local Lexus Authorised Dealer of any such changes that might be required for your area.



Find Lexus South Africa on:  Lexus South Africa  @Lexus_SA  lexis_southafrica
For a detailed list of specifications please visit www.lexus.co.za

PMN04T0017 Date 2022/10