



THE
ASX /



ASX

ACTIVE SMART CROSSOVER /

I'm free and independent, fearless and fun.
I'm inspired by challenge and paths less travelled.
I have everywhere to go and everything
to experience. I am adventurous. I am ASX.

Who do you want to be?



RÉSUMÉ

- / Chic design and modern styling
- / High ride height for improved visibility
- / 7 Airbags for all-round occupant safety
- / Panoramic glass roof lets you take in all the scenery
- / Spacious interior, flexible seating and generous boot space
- / 195mm unladen ground clearance for driving on any road type

DERIVATIVES

- / 2.0 MPi (M/T) GL
- / 2.0 MPi (M/T) GLX
- / 2.0 MPi (M/T) GLS RF (With Rockford Fosgate® Sound System)
- / 2.0 MPi (CVT) GLS
- / 2.0 MPi (CVT) GLS RF (With Rockford Fosgate® Sound System)

WARRANTY / SERVICE PLAN

3 YEAR /
100 000km
Manufacturer's
Warranty

5 YEAR /
90 000km
Service Plan

**SERVICE
INTERVALS**
Every 15 000km

EVERYWHERE TO GO EVERYTHING TO EXPERIENCE /



SAFETY FIRST /

The ASX comes with a full package of advanced passive and active safety technology, giving you and your passengers complete peace-of-mind.

SAFETY FEATURES

- / RISE (Reinforced Impact Safety Evolution) Body Construction
- / 7 Airbags (Driver, Passenger, Side, Side Curtains, Driver Knee)
- / ABS (Anti-lock Braking System)
- / EBD (Electronic Brake-force Distribution)
- / BA (Brake Assist System)
- / ASC (Active Stability Control)*
- / ETC (Electronic Traction Control)*
- / HSA (Hill Start Assist System)*
- / Side Impact Protection Bars
- / Collapsible Steering Column
- / Brake Pedal Recession Protection
- / Whiplash Injury Reduction Seat

7 AIRBAGS

For superior protection in the event of a collision, the ASX is equipped with a 7-airbag system that provides increased safety for every seat. The front seats are protected by front airbags, plus an additional knee airbag for the driver to help protect the legs in a forward collision. In a side collision, occupants in both rows are protected by curtain airbags extending along the sides.

RISE BODY CONSTRUCTION

The ASX's advanced RISE (Reinforced Impact Safety Evolution) Body Construction is an all-direction collision safety design based on the concepts of regression and structural integrity. Crush zones progressively crumple to absorb impact energy, and key structural areas direct energy away from the cabin, itself solidly reinforced against deformation. The result is improved collision safety for all occupants regardless of impact direction.

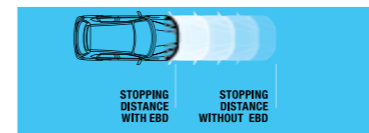
* GLS models only

THE ANATOMY OF SAFETY /



ABS - ANTI-LOCK BRAKING SYSTEM

ABS allows you to maintain steering control and manoeuvre around objects safely without locking the wheels




EBD - ELECTRONIC BRAKE-FORCE DISTRIBUTION

EBD reduces stopping distances by detecting heavier loads, automatically increasing the rear braking force to deliver predictable and constant stopping performance.




ETC - ELECTRONIC TRACTION CONTROL

ETC helps maintain traction. When sensing loss of traction in an independent wheel, ETC applies braking force to that wheel and sends the extra power and torque to the other wheels that have traction to keep you moving and in control.



HSA - HILL START ASSIST

By maintaining braking force for 2 seconds and giving you time to move your foot from the brake pedal to the accelerator, HSA makes it easier to start on steep inclines by preventing the vehicle from rolling backwards.



ASC - ACTIVE STABILITY CONTROL

ASC maintains stability and control when you take a corner by automatically recognising under-steer and over-steer. By applying brake-force to the appropriate wheels, it keeps you lined up through corners.

POWERFUL AND EFFICIENT /

MIVEC ENGINE

The ASX's 2.0-litre powerhouse uses a lightweight aluminium block for optimum performance while MIVEC (Mitsubishi Innovative Valve timing Electronic Control system) technology provides optimal valve timing at both low and high rev ranges for more responsive driving.

The 1998cc, 4-cylinder Multi-point Fuel Injection engine produces 110kW of power at 6000rpm and 197Nm of torque at 4200rpm.

This latest generation engine provides 85% of torque (acceleration power) at 2000rpm. This results in easier driving and delivers fuel economy of just 7.5 litres per 100km (M/T)*.

SPECIFICATIONS

GENERAL

	2.0L MIVEC 5-speed M/T GL	2.0L MIVEC 5-speed M/T GLX ■ 2.0L MIVEC 5-speed M/T GLS RF ▲	2.0L MIVEC 6-speed CVT GLS ● 2.0L MIVEC 6-speed CVT GLS RF ★
Engine Type	1998cc, 4 Cylinder Multi-point Fuel Injector	1998cc, 4 Cylinder Multi-point Fuel Injector	1998cc, 4 Cylinder Multi-point Fuel Injector
Fuel Type	Petrol	Petrol	Petrol
Max. Output	110kW@6000rpm	110kW@6000rpm	110kW@6000rpm
Max. Torque	197Nm@4200rpm	197Nm@4200rpm	197Nm@4200rpm
Fuel Tank Capacity	63L	63L	63L
Transmission	5-speed Manual	5-speed Manual	6-speed CVT
Fuel Consumption	7.5L/100km (Combined Cycle)	7.5L/100km (Combined Cycle)	7.6L/100km (Combined Cycle)
0 - 100km	9.6 seconds	9.6 seconds	11.5 seconds

INTERIOR

- / Multi-functional Leather Steering Wheel with Audio and Cruise Control
- / Height and Depth Adjustable Steering Wheel
- / Electric Windows (Front and Rear)
- / One-touch Power Window (Driver)
- / Manual Air-conditioning
- / Integrated Centre Panel with Digital Quartz Clock and Audio (AM/FM and CD Player)
- / USB port
- / 6 Speakers
- / Bluetooth with Handsfree Voice Control
- / 9 Speaker Rockford Fosgate® Sound System ▲★
- / Full Automatic Air-conditioning ■▲●★
- / Touch Screen Radio ■▲●★

SEATING

- / High Grade Cloth
- / Leather Seats ■▲●★
- / Height Adjustable Headrests
- / 60/40 Split Rear Seats
- / Heated Front Seats ■▲●★
- / Driver Seat with Electric Slide, Recline, Height Adjustment ■▲●★

EXTERIOR

- / Rear Mud Guards
- / Roof Rails
- / Rear Spoiler with High-mount Brake Light
- / Heated Rear Window
- / Rear Park Distance Control
- / Rear Wiper
- / Electronically Adjustable and Fold-away Mirrors
- / Headlamp Washer
- / Front Fog Lamps
- / Auto Light Control
- / Rain Sensing Windscreen Wipers
- / 16" Alloy Wheels
- / 17" Alloy Wheels ■▲●★
- / Daytime Running Lights ■▲●★
- / Heated Side Mirrors ■▲●★
- / Panoramic Glass Roof ■▲●★
- / Dusk Sensing Headlamps
- / Chromatic Rear View Mirror ▲●★
- / Indicator Light on Side Mirrors ▲●★
- / HID Headlamps ●★

SAFETY & VEHICLE SECURITY

- / RISE (Reinforced Impact Safety Evolution) Body Construction
- / 7 Airbags (Driver, Passenger, Seat, Side Curtains, Driver Knee)
- / ABS (Anti-lock Braking System)
- / EBD (Electronic Brake-force Distribution)
- / BA (Brake Assist System)
- / ASC (Active Stability Control) ▲●★
- / ETC (Electronic Traction Control) ▲●★
- / Hill Start Assist System ▲●★
- / Side Impact Protection Bars
- / Collapsible Steering Column
- / Brake Pedal Recession Protection
- / Whiplash Injury Reduction Seat
- / Immobiliser and Alarm
- / Keyless Operating System ■▲●★
- / Rear View Camera ■▲●★

*Vehicle tested under ideal conditions

DARE FOR MORE /



SMOOTH OPERATOR /

CVT TRANSMISSION

The INVECS-III CVT (Continuously Variable Transmission) with 6-step Sports Mode is tuned to deliver effortless acceleration from any speed, smoother gear changes and a smoother ride. Sports Mode offers all the sporty control of manual shifting without the hassle of a clutch.

By keeping the engine in its optimum power range at all times, CVT provides improved fuel efficiency (7.6 litres per 100km) and lower exhaust emissions – as these are directly proportional to the amount of fuel used.



IMPRESSIVE ALL-ROUND PERFORMANCE

Thanks to Mitsubishi's superior build quality and engineering, the ASX delivers class-leading acceleration (0 to 100km in 9.6 seconds - M/T) and ample power (110kw@6000rpm) with exceptional fuel efficiency and handling.



SUSPENSION

The ASX's chassis combines a wide track and long wheelbase with independent MacPherson strut front suspension with coil spring and a sophisticated independent multi-link rear suspension. This solid foundation delivers stable and predictable handling and enhanced ride comfort.



TYRES

The ASX's 215/60 R17 tyres (GLX and GLS models only) provide you with a soft, smooth ride on all roads as well as the durability needed for going off-road.



WHEELS

The ASX's good looks are finished off with a set of stylish 17" alloy wheels. These new light alloy wheels are a unique Mitsubishi design, feature a gloss finish and are now standard for the GLX and GLS models.

INSPIRED BY CHALLENGE /



ASX DIMENSIONS /

GROUND CLEARANCE (UNLADEN)

195MM

GROSS VEHICLE WEIGHT

1970KG

KERB VEHICLE WEIGHT

1320KG (M/T)

1350KG (CVT)



*CVT models only **GLX and GLS models only ***GLS models only

STYLISH INSIDE & OUT/

Keyless Operating System**

Touch Screen Radio**

Bluetooth with Handsfree Voice Control

Full Automatic Air-conditioning

Gloss Wooden Inlay

USB Port

*RF models only **GLX and GLS models only

Electric Windows (Front and Rear)

Multi-functional Leather Steering Wheel
with Audio and Cruise Control

Height and Depth
Adjustable Steering Wheel

9 Speaker Rockford Fosgate® Audio System*

Leather Seats**

Heated Front Seats**

Driver Seat with Electric Slide, Recline, Height Adjustment**

STYLISH FUN FEARLESS /



MULTI-FUNCTIONAL LEATHER STEERING WHEEL

Remote audio controls allow you to manage the volume of your music and change between input modes and radio stations at the touch of a button.

Cruise control allows more relaxed driving on longer journeys. It is cancelled and driver control regained instantly when either the clutch or brake pedals are pressed.

The built-in Bluetooth interface system allows safer hands-free operation of a compatible mobile phone whilst driving, employing voice recognition technology and steering wheel-mounted buttons.



KEYLESS OPERATING SYSTEM

Recognising its unique Smart Key within a 70 cm radius, the ASX will automatically unlock the doors and allow you to start the engine with the touch of a button. There's no need to take the key out of your pocket. GLX and GLS models only.



MULTI-INFORMATION DISPLAY

With a large, 3.3-inch size for improved visibility, the smart design of the ASX's colour liquid crystal multi-information display makes it easy for you to stay informed while on the road.

Information displayed includes:

- / Fuel Levels
- / Trip and Total Distance
- / Average Speed
- / Average Fuel Consumption
- / Instantaneous Fuel Consumption
- / Outside Temperature
- / Service Indicator



PANORAMIC GLASS ROOF

GLS and GLX models come with a full-length panoramic glass roof, complete with LED illumination, UV protective coating and one-touch cover.



REAR VIEW CAMERA

Enhancing your field of view by automatically appearing on screen when the reverse gear is engaged, the ASX's Rear View Camera is the ultimate parking assistant. GLX and GLS models only.



LED DAYTIME RUNNING LIGHTS

Stylish and practical, Daytime Running Lamps are now standard across the ASX range. These chrome-ringed lights are fitted along with the front fog lamps and guide you safely through thick fog, and add a little more pizzazz to the ASX's already sexy profile.

SPACIOUS & FLEXIBLE /

With no lip at its entry, the ASX's boot is a pleasure to load and unload. The boot allows for cargo with a maximum width of 1350mm and with the rear seats folded down, a maximum length of 1510mm*.

The boot space (normally 442 litres with the seats in place) can easily be transformed into an enormous 1193 litres by folding the seats forward.

The tailgate is wide enough to provide ample space for even the bulkiest items, and the low floor height makes it convenient to move heavy cargo in and out.



*Measured by Mitsubishi Motors Corporation

