



Innovation
that excites

NISSAN PATROL PICKUP





UP FOR ANY CHALLENGE

TOUGH ENOUGH

TO TAKE ON ANYTHING
BEST CAPABILITY IN CLASS



3.0 LITRE DIESEL ENGINE

110kW/371Nm

POWER AND TORQUE



10.9l/100km

COMBINED CYCLE FUEL ECONOMY
FUEL EFFICIENCY



2500kg

BRAKED TOWING CAPACITY



SERVICE INTERVALS

@15000km

(LOW COST OF OWNERSHIP)



1090kg

PAYLOAD



30°

DEPARTURE



MATCHED

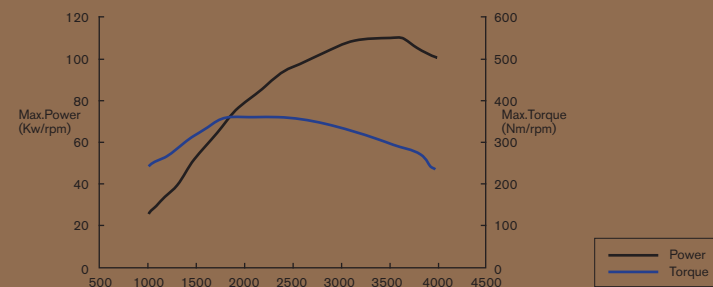
FRONT & REAR TREAD



PURE PATROL POWER



When you're taking on the toughest South African conditions, you need a vehicle with the muscle to get you where you're going, no questions asked. Which is why the power of the Nissan Patrol Pickup has made it such a legend. And now its all-new 3.0 litre common rail diesel engine, with 110kW of power at 3 600rpm and an impressive 371Nm of torque at just 1800rpm, builds further on that legendary status.



* The peak power/torque of ZD30 available at lower engine speed = improved durability

THE TOUGHER THE TASK, THE BETTER IT LIKES IT

OFF-ROAD CAPABILITY

Africa is not for the fainthearted, making the Nissan Patrol Pickup the perfect vehicle for the challenge. Designed to conquer the most unforgiving terrain, the Nissan Patrol Pickup's rugged construction and solid, innovative engineering means it takes the most daunting obstacles in its stride. Such as an impressive approach angle of 34° and departure angle of 30° that ensures getting out of a situation is as effortless as getting into one. A transmission with a chain driven transfer case that's as hardy as the rest of the vehicle. A robust, yet smooth, five-speed manual transmission with double cone synchromesh on 1st, 2nd and 3rd gears for an superbly comfortable drive, even when the conditions aren't.

SUPERIOR OFF-ROAD CAPABILITIES

The rear track has increased to 1625mm for even more stability, and with a 700mm wading depth, long wheel stroke and an exceptional ground clearance, the Nissan Patrol Pickup is ready for serious off-roading.

STRONG AND DURABLE

The never-say-die ruggedness of the Nissan Patrol Pickup is underpinned by an all-steel body built on a ladder frame chassis designed with rungs for rigidity and strength and, of course, astonishing off-road capability.

CAPABLE AND PRACTICAL

Nissan Patrol Pickup's suspension, incorporating a heavy-duty coil spring suspension with 3 links in front and leaf springs at the rear, deliver superior stability, ride comfort and load carrying ability, on- and off-road. A load capacity of 1 090kg and the tight turning circle of 12.2m combine might with manoeuvrability.

DIFFERENTIAL LOCK

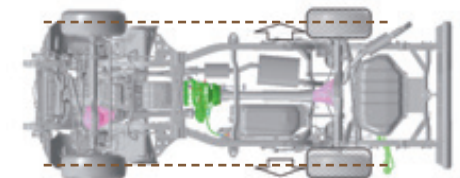
The rear differential lock forces a 50/50 split of engine torque to rear axle wheels to provide excellent off-road traction.

FREE RUNNING HUBS

The front hubs can be released so that the wheels turn free from the axle, improving fuel economy and insulation noise.

SUPERIOR 4X4 SAND DRIVING

Rear track has been widened and is in line with the front track to offer superior sand driving.



front tread
(1605mm)

rear tread
(1625mm)



Differential Lock



Free Running Hubs



IN IT FOR THE LONG HAUL

When you're in the middle of nowhere, the local filling station may be anything but local. That's when the Nissan Patrol Pickup's impressive fuel capacity becomes a necessity. With a standard 95 litre main tank and an 80 litre sub tank the Nissan Patrol Pickup can travel up to 1600km at 10.9l / 100km. Add to that a towing capacity of 2 500kg (braked trailer) and you'll understand why Nissan Patrol Pickup's reputation for going the distance really carries weight.

THE ULTIMATE WORKHORSE

Built on a separate ladder chassis designed with rungs for rigidity and strength, the all-steel Nissan Patrol Pickup body is as impressive as the engine that pulls it. Powerful, practical and dynamic, the Patrol Pickup's bold design projects its ruggedness to the world, overfenders add to its aggressive and attractive look, while the wider cargo bed with corrosion proofing and anti-rusting wax added to the underbody proves it.



Nissan's commitment to the environment
Nissan's environmental philosophy embraces people, vehicles and nature. In the pursuit of a sustainable mobile society, the Nissan Green Program aims to reduce the environmental impact of Nissan vehicles at every stage of the vehicle life cycle, while corporate activities address environmental challenges.



SPACE & COMFORT

TOUGHING IT SHOULDN'T MEAN ROUGHING IT

The Nissan Patrol Pickup's tough exterior protects an interior big on space and comfort. Its wide body provides exceptional head, shoulder and legroom, plus a wealth of practical and versatile storage compartments. Entry and exit is easy thanks to the wide doors.

The comfort extends to the high quality cloth seats with head restraints, which have been specifically designed to reduce fatigue. Also included are air-conditioning, electric windows, drink holders, a central console, tilt adjustable steering column with power steering and a driver's footrest which provides perfect support over any terrain. With other luxuries such as moquette seat trimmings, door pockets, warning lamp and large armrests, the Nissan Patrol Pickup is a pleasure to drive, inside and out.





SAFETY AND TECHNOLOGY

TOUGH LOVE

As rugged and robust as the Nissan Patrol Pickup is, it does have a soft side too: for people. A range of passive and active technologies, from halogen headlamps and airbags to crumple zones and ABS, ensure that while you're taking on the toughest terrain, you're in the safest hands possible.



HELPS THE DRIVER TO MAINTAIN COMFORTABLE DRIVING EVEN WHEN A RISK HAS NOT APPEARED.



HELPS THE DRIVER TO RECOVER FROM DANGEROUS CONDITIONS TO SAFE DRIVING.



HELPS MINIMIZE THE DAMAGE WHEN A COLLISION IS UNAVOIDABLE.



Safety Shield
In the commitment to "Real World Safety", Nissan pursues innovation as part of its Safety Shield concept. Based on the idea that cars should help protect people, advanced, proactive safety technologies help driver and passengers to avoid danger and injury in a wide range of circumstances. Visit www.nissan.co.za to find out more.

THE VEHICLE THAT PROTECTS PEOPLE

Using detailed analysis of actual accidents, Nissan engineers pursue innovation in "Real World Safety" as part of a Safety Shield concept. "Information Safety" helps the driver to better anticipate potentially hazardous situations and make accurate decisions to avert them. "Control Safety" allows the driver to avoid emergency situations by enhancing vehicle control. "Impact Safety" reduces the risk of injury from the initial impact and the risk of secondary or aggravated injury in the event



HALOGEN HEADLIGHTS

Highly effective halogen headlights provide ample illumination in all low-light situations.



VARIABLE INTERMITTENT WIPERS

Provides enhanced visibility in changeable conditions.



WIDER STANCE FOR STABILITY

Greater stability is added with the widened rear track when crossing uneven terrain.



VENTILATED FRONT DISKS

Apart from the framework, each Nissan Patrol Pickup is fitted with large diameter ventilated brake discs that allow heat to be dissipated rapidly, improving braking action, diminishing brake fade and enhancing the life of your brakes.



SUPPLEMENTAL RESTRAINT SYSTEM

Airbags help to reduce the risk of injury resulting from frontal impact. Driver and passenger airbags are standard.



BODY AND CRUMPLE ZONE

The superior design and engineering that gives the Patrol Pickup its incredible strength also protects its occupants. Extended and reinforced front crumple zones and a collapsible steering column ensure frontal protection, while steel anti-intrusion bars in the doors protect against side impact.



ABS (ANTI-LOCK BRAKING SYSTEM)

Designed to help the driver maintain steering ability and avoid skidding while braking, ABS uses wheel speed sensors to determine if one or more wheels are trying to lock up during braking. If a wheel attempts to lock up, a series of hydraulic valves limit or reduce the braking on that wheel.

ACCESSORIES

Uniquely customise your Nissan Patrol Pickup with a range of sturdy add-ons:

- Cattle Rails
- Rear step tow bumper
- Replacement bumper with WARN winch
- Spot lights
- Snorkel
- Canvas seat covers
- Radio / CD (Android/NAVI/ Bluetooth/USB)
- Carpet set (available in rubber and tufted)
- Loadbox rubberising
- Bonnet guard
- Weather shields

Speak to your Nissan dealer for more information on the full range of Nissan Approved Accessories.



COLOURS



White/QM1



Black/KH3*




Light Gold [M]/EY0*



Silver [M]/KY0*

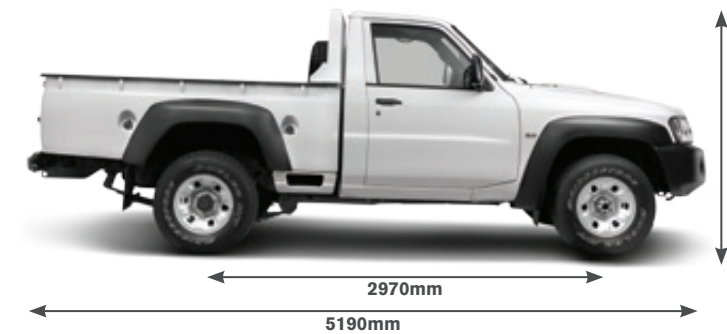
[M] Metallic
* Special Order

TRIM



Moquette (Gray)

DIMENSIONS



Nissan's commitment to quality

To provide all customers with a consistently high level of quality, Nissan applies the same standards worldwide, to ensure that all Nissan owners enjoy peace of mind for the lives of their vehicles. The approach is based on quality from the customer's perspective on three key elements: First, the expectation of a smooth driving experience with complete peace of mind. Second, the intangible appeal of a vehicle, its power to captivate and excite, with features that capture attention and imagination. Third, the level of attentiveness and service during the sales process, and long after the sale is concluded.

NISSAN PATROL PICKUP 3.0Di 4x4		
Transmission		5-speed manual
Drive type		Part time 4WD
Differential lock		Standard
Cab		Single Cab
Seating		2
Engine		
Engine capacity (displacement)	cc	2.953
Valves, cylinders, configuration		16, 4, in-line DOHC
Maximum power	kW@rpm	110 @ 3600
Maximum torque	Nm@rpm	371 @ 1800-2,400
Compression ratio		16.9
Bore x stroke		96.0 x 102.0
Fuel type		Diesel
Fuel supply		Direct injection + Common Rail
Fuel tank capacity + sub-tank capacity	Litres	95 + 80
Drive Range	km	1605
Combined urban cycle fuel economy	l/100km	10.9
Transmission		
Gear ratio	1st	4.556
	2nd	2.625
	3rd	1.591
	4th	1
	5th	0.836
	Reverse	4.245
Final gear ratio		4.111
Transfer gear ratio		2.02
Dimensions		
Approach & departure angles	degrees	34, 30
Ramp angle	degrees	26
Turning circle	m	12.2
Length, width, height	mm	5190, 1950, 1850
Wheelbase	mm	2970
Load box (length, width)	mm	2150, 1800
Wade depth	mm	700
Vehicle Mass Data		
Gross vehicle mass (GVM)	kg	3400
Gross combination mass (GCM)	kg	5900
Tare	kg	2310
Payload	kg	1090
Towing capacity		
Max. towing capacity (braked)	kg	2500
Suspension		
Front		3 Link Coil spring
Rear		Leaf spring

NISSAN PATROL PICKUP 3.0Di 4x4		
Model		
Safety & Security		
Airbags		Driver & Passenger
Seatbelts		3-point
Head restraints		2 (lift adjustable)
Halogen headlamps		Standard
Brakes Front		Ventilated discs
Brakes Rear		Drum
ABS (Anti-lock Braking System)		Standard
Nissan DataDot anti-theft identification system		Standard
Comfort & Convenience		
Power steering		Standard
Manual anti dazzling inside mirror		Standard
Air-conditioner		Standard
Windscreen wipers		Variable intermittent
Seat trim		Cloth
Front cupholders		2
Sunvisors		2 (passenger with mirror)
Tilt adjustable steering wheel		Standard
Door pockets		Standard
Electric windows		Standard
Cigarette lighter		Standard
Centre console box with ash tray		Standard
Speakers		2
Exterior		
Front bumper		Black
Door handles		Black
Towing hooks		Front and rear
Overfenders		Black
Mud flaps, front and rear		Standard
Tyres and Wheels		
Tyre size		265/70R16LT
Wheel size & type		16 x 8JJ steel
Spare wheel		Full size steel
Warranty & Service		
Service intervals		15 000km
Paint & Mechanical warranty		3 year / 100,000 km
Anti corrosion warranty		3 year / unlimited km

DISCLAIMER
 Every effort has been made to ensure that the content of this brochure is correct at the time of going to print (May 2014). This brochure has been produced featuring prototype or accessorised vehicles exhibited at motor shows and, in accordance with the company's policy of continuously improving its products, Nissan South Africa reserves the right to change the specification and the vehicles described and shown in this brochure at any time. Nissan dealers will be informed of any such modifications as quickly as possible. Please check with your local Nissan dealer to receive the most up-to-date information. Due to the limitations of the printing processes used, the colours shown in this brochure may differ slightly from the actual colours of the paint and interior trim materials used. All rights reserved. Reproduction in whole or part of this brochure without the written permission from Nissan is forbidden.
 Quoted fuel consumption and emission values have been established using the prescribed method of measurement (United Nations Economic Commission for Europe "ECE" Regulation R101 in the current version) as required under current legislation. This data does not pertain to the specific vehicle and does not comprise part of the offer, but is supplied for the purpose of comparison between the various types of vehicles, in accordance with 1999/94/EC. Driving behaviour / conditions and other non-technical factors contribute towards a vehicle's fuel consumption and CO₂ emissions over and above the determined fuel efficiency of a vehicle.

Visit our website at: www.nissan.co.za

Phone us toll free:

0800 NISSAN

0800 647 726

May 2014

BR14E-0U61EA0